



As the Needle Turns

Guild meetings & Workshops are held at Union Missionary Baptist Church, 500 S. Martin Luther King Jr. Blvd., Lansing, MI

**2013-2014
Officers**

President

Cathy Stewart

Vice President

Lonnie Brewer

Secretary

Sharon Neuner

Treasurer

Julia Oliver

April 18, 2013

**Quilt Show Preparations
and Discussion**

Fabric Garage Sale

Looking ahead:

May 16, 2013

Quilt Show Wrap-Up

**Special Show and Tell of
Quilt Show Award Winners**

May 4-5, 2013

Going to Pieces

**2013 CCQG Quilt Show
Best Western Plus
6820 S. Cedar St.**

June 20, 2013

**Tim Latimer
Slideshow and Trunk Show**

"Time Span Quilts: UFO to Heirloom"

**Check out Tim's blog:
<http://timquilts.com>**

Inside this issue

<i>President's Message</i>	2
<i>Guild News and Notes</i>	2
<i>Fat Chance Themes</i>	2
<i>Quilt Show Update</i>	3
<i>New Board</i>	4
<i>Challenge Winners</i>	4
<i>Library Report</i>	5
<i>Award Sponsors</i>	6
<i>Units</i>	7
<i>Things We Do For Charity</i>	7
<i>Area Quilting Events</i>	8



When you sign up for a workshop, you must pay at that time.

If you cancel your registration for a workshop, there are no refunds!

If you have questions about workshops, please contact Program Chairperson
John Putnam.

Newsletter and Advertising Information

► **As the Needle Turns** is published 6 times a year in the odd-numbered months. Deadline for submissions is the 1st of all even-numbered months (Feb., Apr., June, Aug., Oct., Dec.) Please e-mail advertisements (in .jpg or MS Word format) and articles to editor Liz Cardinal at eacardinal@att.net.

► **Ad sizes and rates** — We offer three ad sizes as follows: Business card—\$12—3 1/2" wide x 2" high (horizontal); Quarter Page—\$18—3 1/2" wide x 4 1/2" high (vertical); Half Page—\$36—7 1/2" wide x 5" high (horizontal); (Discount for members: Business card—\$10; Quarter-page—\$15; Half-page—\$30; want ad—\$3)

► **Newsletters are now being emailed to all guild members with an email address.** Those who prefer a paper copy should indicated this on their membership form and pick them up at the guild meeting. Any newsletters not picked up will be mailed.

PRESIDENT'S MESSAGE

(LAST ONE FROM ME)

As this newsletter is printed you are about to welcome a new president, vice president and board. I want to take this opportunity to tell you all how much I appreciate your encouragement, support, and forgiveness of my blunders in the past year. I was nervous of taking on the responsibility of president, but you made it easy and fun! You are such a talented, generous and caring group and I am honored to be a part of this guild.

To my board - you are all awesome! You showed up, you played nice, and we learned and accomplished together. It takes a team, and you were great! We now know each other a little better and I hope our friendship will continue for many years. We have a great guild because of the great volunteers who help keep it going!

I wish the new board as much support and help as you all have given me.

So, now, my last word is.....



See you all at guild!

Eileen Gioia

Guild News and Notes

- ◆ CCQG would like to help Two Men and a Truck's Movers for Moms initiative to remember and help Moms in Lansing area shelters this Mother's Day. Lap quilts, pillows, bags, knitted items, and personal care items are appreciated. A collection box will be at the April guild meeting. The items will be distributed by Two Men and a Truck to local shelters for Mother's Day. If you have questions please contact Vernita Dailey or Sherry Campbell (sherry.campbell@twomen.com).
- ◆ Billie Piazza would like to announce that QUILTER'S TREASURE (Recycle/Reuse fabric exchange table) will not be operating at the following meetings in 2013: April, July, December.
- ◆ Please note that the annual dues were increased to \$30 by vote at the March meeting. Your membership renewal is due by April 30, 2013. The membership form can be found on the guild's website. You can also pick up a copy at the membership table.
- ◆ Starting June 1st, guests will be charged a \$5.00 fee per meeting. Members will receive one free guest pass with their membership card.

GUILD TRIVIA

- ✔ For each Newsletter there is going to be a trivia question for members to respond to.
- ✔ This issue's question was "How many sewing machines do you own? The answers average 3 machines per person!
- ✔ The question for the next issue is: "Steam or no steam when pressing? Email your response to eacardinal@att.net.
- ✔ Thanks!

2013-2014 Fat Chance

May - Flowered material

June - Animal Material

July - Patriotic fabric

Submitted by Cheryl Bliss and Chris Yelvington

Ethelbird & Eliza

KIDS

Fabric for Babies,
Tots and Teens
Large Selection Online

WWW.ethelbird.COM

Going to Pieces: Capitol City Quilt Guild's 2013 Quilt Show May 4-5, 2013

It is almost here! We hope everyone had a Happy Easter and that the Easter Bunny was good to you! Love those chocolate eggs!

- ◆ We will have approximately 350 quilts for the show, which does not include vendor quilts, display quilts, Quilts-to-Go quilts, Silent Auction Quilts and Raffle quilts! Quilts – Quilts – Quilts!
- ◆ This year we will have more Raffle Quilts than ever..... 7 ! More chances to win!
- ◆ Thanks to all of those who have signed up to volunteer at the Show. We do still need more volunteers....please sign up for your favorite area at our next Guild Meeting, April 18th just before the show.
- ◆ We hope all of our members can attend the show. What a spectacular way to bring in Spring!

See you at the Best Western Plus on May 3rd for set up!

Your Chairs,

Dan Burke and Linda Wells



QUILT SHOW DROP OFF

Drop off for quilts is from 10 am to 4 pm on Friday May 3rd at the Best Western Plus Hotel at 6820 S. Cedar St. in Lansing. The only requirement is that the quilts must be folded so the label is on top for fast and easy reading. The label must have your name and the name of the quilt. If it is difficult to determine the top of your quilt and you want a certain side up, please mark it with a small cloth tag that is safety pinned on the top. Please no straight pins. They do not need to be in pillow cases as in previous years, but you can bring them in cases and take the cases home with you. If someone else is picking them up for you after the show we need a signed note at the time of drop-off.

If you are unable to come during this time please make arrangements with Dan Burke or Jean Kaufmann for early drop off at one of their houses.

Sponsors to honor outstanding quilts at Going to Pieces

Continuing a tradition started at our 2011 quilt show, this year several sponsoring businesses will award ribbons and prizes to outstanding quilts in specific categories. For 2013 our sponsors include: Meijer, Everlasting Stitches, Mary Edgar, Country Stitches, and Quilting by the River. Please be sure to thank these businesses for their support of the art of quilting.

The 2013 sponsored prizes will be awarded in the following categories:

- Outstanding Pieced Quilt, sponsored by Country Stitches
- Outstanding Appliquéd Quilt, sponsored by Quilting by the River
- Best Use of Color, sponsored by Everlasting Stitches
- Best Use of Embellishment, sponsored by Mary Edgar
- Outstanding Use of reproduction fabrics/historical design, sponsored by Country Stitches
- Best Original Design or Art Quilt, sponsored by Meijer

For the latter two categories, please help by self-nominating your quilts. If you have a quilt entered into the show that you believe qualifies as either a historical design/use of reproduction fabrics, OR an original design or art quilt, please notify Deb Martens with the name and description of your quilt. This will help our judges to locate the pertinent quilts.

There will be one award given by Meijer for EITHER an original design or art quilt. For purposes of our award, an art quilt will be broadly defined as a quilt made using an artistic style, including abstract, portraiture, and landscapes, and/or the use of nontraditional techniques and materials. An art quilt may be an original design, but it does not have to be. An art quilt is intended to be hung and viewed on the wall, rather than a bed quilt.

An original design will be defined as the use of a *traditional* block in an *original* layout, an *original* block design used in a traditional or original layout, or any quilt that is *not* based on any published pattern. Original design means NOT using a pattern from a book, magazine, etc., and not merely “tweaking” a pattern by changing its size, colors, etc., or copying another quilt that you may have seen.

To nominate your quilt for the art quilt/original design award, OR for the historical design/use of reproduction fabrics award, email Deb at deborah.j.martens@gmail.com.

2013-14 Board Positions

Past President	Eileen Gioia
President	Cathy Stewart
Vice President	Lonnie Brewer
Treasurer	Julia Oliver
Secretary	Sharon Neuner
Angel Quilts & Hospice	Deb Felpausch
Library Chair	Roselyn Chaffin
Asst Library Chair	Susan Stahl
Newsletter Editor	Liz Cardinal
Asst. Newsletter	Sharon Wexler -- pick up and mailing
Advertiser Coordinator, Newsletter	
Membership Chair	Sharon Wexler
Asst. Membership Chair	Bobbie Slider
Charity Coordinator	Fran Mort and Dan Burke
Community Coordinator	Judy Wells
Fat Chance	Cheryl Bliss and Chris Yelvington
Heartwarmers	Shawn Witherspoon
Historian	Ruby will keep if no one else volunteers
Program Chair	John Putnam
Asst Program Chair	Sally Middleton
Small Group Coordinator	Cheryl Bliss
Tiny Treats/Units	Jan Asman group
Webmaster	Ron and Linda Nelson

**The following board positions are open for the upcoming year.
Please consider giving your time to help your guild!**

Advertiser Coordinator, Newsletter

This person assists the editor by contacting potential advertisers and following up on their ads and payments.

Historian

The historian gathers and organizes information related to the history of the guild. This may involve taking photographs or collecting newspaper articles or other written documentation of guild meetings, special speakers, workshop activities and other guild events.

Winners of the CCQG 2013 Challenge - "Birds of a Feather.....A Common Thread"

Thank you to everyone that did participate in the challenge this year. It was exciting to see the diversity presented to our members in the 19 quilts entered. Thank you to all that entered, your hard work is appreciated. It was also exciting to see and hear the buzz about the quilts during the voting period. It was so crowded around the display frames that I couldn't get decent photographs. Fun!!!

The top 8 quilts that will be submitted for acceptance into the AQS Show in Grand Rapids are:

1. Deb Martens
2. Jackie Borzich
3. Carol Wyskowski
4. Cindy Mielock
5. Kari Ruedisale
6. Jan Lee Asmann
7. Sally Middleton
8. Jean Kaufmann

Again, my thanks to everyone for entering and for the assistance I received during the event.

John

New Library Items by Roselyn Chaffin, librarian



Flower Festival
By Kim Schaefer

Flower Festival features 50 great block patterns in a contemporary art-folk style. Mix and match them in any way you want to get that one-of-a-kind quilt.



Greenwood Gardens
By Debbie Mumm

Debbie Mumm's visit to a picturesque farming community inspired this collection of garden- and outdoor-themed quilts. All feature fast and easy construction techniques.



New Expressions
By Debbie Mumm

Debbie Mumm bridges the gap between traditional quilting and today's modern decorating styles with easy fabric, painting, and craft projects.



On the Surface
By Wendy Hill

On the Surface explores a unique approach to embellishing fabric surfaces with multiple layers of various threads.



String Quilts
By Elsie Campbell

String Quilts is an innovative approach to quilt-making that involves creating your own fabric yardage from new or leftover strips of fabric.




Certifiably Crazy
The Buggy Barn

Crazy means controlled chaos. The blocks in these 8 quilts define crazy. The block is a perfect square, but inside the block chaos reigns.



Japanese Sashiko Inspirations
By Susan Briscoe

Capture the essence of Japanese design with sashiko, the traditional technique of using decorative stitching to create striking patterns on fabric.



The Civil War Diary Quilt
By Rosemary Youngs

This book incorporates instructions, list of supplies, a photo gallery, and 121 quilt blocks inspired by actual diary entries from 10 women living during the Civil War.



A Flock of Feathered Stars
By Carolyn Cullinan McCormick

Carolyn Cullinan McCormick has turned 17 difficult Feathered Star patterns into manageable paper piecing patterns for quilters who have shied away from making these exquisite blocks.



15 Minutes of Play
By Victoria Findlay Wolfe

This is improvisational piecing reinvented—learn how to create a unique piece of “made-fabric” in just 15 minutes with Victoria Findlay Wolfe’s improvisational scrap-piecing methods.



Cutting Garden Quilts
By Melinda Bula

Use a simple paint-by-number process to create these gorgeous floral-appliqué quilts! A quick layer-and-fuse technique will have you quilting your own cutting garden in no time.



The Cat's Meow
By Janet Kime

Eighteen original cat quilt patterns—plus one dog quilt—use easy rotary cutting, machine speed piecing, and paper-patch appliqué.



Quick Country Quilting
By Debbie Mumm

Debbie Mumm's tried-and-true methods for quick cutting, quick piecing and quick appliqué create great-looking results in no time.

***Attention
Guild Members:***
Tell us you are a
member of the
Capitol City Quilt
Guild and receive
10% off regularly
priced items.
(Beginning April 1, 2013)

Don't Miss Out:
Get Coupons, Updates,
Special Invitations, Our Weekly
Hot Sheet & more.
Sign up for a free subscription
and receive a free pair of
embroidery scissors.
stitches@countrystitches.com

Country Stitches 

Sewing Machines and Quilting since 1982

2200 Coolidge • East Lansing
(517) 351-2416

Mon, Wed, Thurs, Fri: 10-8

Tues: 10-6 • Sat: 10-5

1965 Boardman Road • Jackson

(517) 782-7100

Mon: 10-7 • Tues, Wed, Thurs, Fri: 10-6

Sat: 10-5 • Sun: Closed

Sponsors to honor outstanding quilts at Going to Pieces, 2013 CCQG Show

Continuing a tradition started at our 2011 quilt show, this year several sponsoring businesses will award ribbons and prizes to outstanding quilts in specific categories. For 2013 our sponsors include: Meijer, Everlasting Stitches, Mary Edgar, Country Stitches, and Quilting by the River. Please be sure to thank these businesses for their support of the art of quilting.

The 2013 sponsored prizes will be awarded in the following categories:

- Outstanding Pieced Quilt, sponsored by Country Stitches
- Outstanding Appliquéd Quilt, sponsored by Quilting by the River
- Best Use of Color, sponsored by Everlasting Stitches
- Best Use of Embellishment, sponsored by Mary Edgar
- Outstanding Use of reproduction fabrics/historical design, sponsored by Country Stitches
- Best Original Design or Art Quilt, sponsored by Meijer

For the latter two categories, please help by self-nominating your quilts. If you have a quilt entered into the show that you believe qualifies as either a historical design/use of reproduction fabrics, OR an original design or art quilt, please notify Deb Martens with the name and description of your quilt. This will help our judges to locate the pertinent quilts.

There will be one award given by Meijer for EITHER an original design or art quilt. For purposes of our award, an art quilt will be broadly defined as a quilt made using an artistic style, including abstract, portraiture, and landscapes, and/or the use of non-traditional techniques and materials. An art quilt may be an original design, but it does not have to be. An art quilt is intended to be hung and viewed on the wall, rather than a bed quilt.

An original design will be defined as the use of a *traditional* block in an *original* layout, an *original* block design used in a traditional or original layout, or any quilt that is *not* based on any published pattern. Original design means NOT using a pattern from a book, magazine, etc., and not merely "tweaking" a pattern by changing its size, colors, etc., or copying another quilt that you may have seen.

To nominate your quilt for the art quilt/original design award, OR for the historical design/use of reproduction fabrics award,

“Units,” Our Newest Project

Here’s a new idea for our guild meetings. Instead of Tiny Treats, we’ll be making “Units.” Each month a simple block based on Pat Speth’s 5” block units will be our project. The only color requirement is that one part should be a light fabric and the other part a dark fabric. We encourage everyone to participate so that there will be many Units to win. If possible, you should make 10 Units each month and whoever is the lucky winner will receive all the Units. If just 10 members bring 10 Units each there will be 100 Units to win and we promise that each month all Units will go to just one winner. If we all contribute, that’s practically a whole quilt. If the response is large enough, the Units may be divided creating more than one winner.

The May “Unit” (Figure 1) is a half-square triangle. Start with two 5” squares, one a light fabric, the other a dark. Draw a line diagonally on the wrong side of the light one, place them right sides together and sew a scant 1/4” on either side of the diagonal line. Cut on the diagonal line, press open, and square to 4 1/2”. Ta-da now you have two “Units.” Repeat 4 more times with whatever light and dark fabrics you have in your stash, or better yet, your scraps. Bring all 10 to the May meeting. Remember, the more participants, the more “Units” you might win.

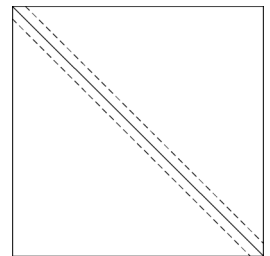


Figure 1

The June “Unit” (Figure 2) is a two-patch square. Place a light and a dark 5”- square right sides together. Sew a 1/4” seam on opposite sides of the square. Cut the square in half, so that each side measures 2 1/2” x 5”. Press open. Make 4 more and bring all 10 to the June meeting.




Figure 2

If there are questions please contact Jan Lee Asmann at jasmann@comcast.net or Linda Nelson at lindanelson@comcast.net

“Things we do for Charity!”

There are many things we do, collectively as members of a volunteer organization. We would like to begin keeping a permanent record of our selfless acts. Not only for ourselves but for our community and the Government. This is not to see “who does what” but a record that can be used in our community for publicity and community news, to let the region know just how active a Guild we are.

There are many areas where we volunteer:

- | | | |
|---|-------------------------|--------------------------------------|
| Heartwarmers – Sparrow Hospital and McLaren | Haven House | Ingham Med - Oncology |
| Habitat for Humanity | The City Rescue Mission | The Veterans Facility |
| Eve’s house | Elie’s Place | MSU Hospice..... just to name a few. |

At the Vice President’s table, there will be forms for sharing what donation of time, quilts or materials you, or your small group have made, and to which organization the donation was given. You can give your name on the form or you may be anonymous. These “notes of charity” will be kept in a log book and available at the Guild membership meetings. We know you are proud of the contribution you make to our Guild and to those charitable organizations you are helping! We do think it is important to let our community know how much we really do and how many different organizations benefit from our donations.

For questions, please contact Fran Mort 517-327-9994.



The Capitol City Quilt Guild meets the third Thursday of each month, 7 pm, at Union Missionary Baptist Church, Lansing, MI

We're on the Web!
<http://capitolcityquiltguild.org>

Capitol City Quilt Guild
 PO Box 26022
 Lansing, MI 48909



Next Newsletter Deadline: June 1, 2013

≈ AREA QUILTING EVENTS ≈

April 16, 2013

Garnet Smalley, trunk show
[Metro Detroit Quilt Guild](#), Harper Woods, MI

April 24, 2013

[Joe Cunningham](#), lecture and workshop
[Evening Star Quilters](#), Davison, MI

April 26-27, 2013

["A Garden of Quilts" Genesee Star Quilters Show](#)
 Fushing United Methodist Church, Flushing, MI

May 17-18, 2013

Yoder's Amish Quilt Auction/Craft Show, John Henry Yoder
 10885 N Leaton Rd, Clare, MI 48617
 (989) 386-2872
The 3rd Fri. & Sat. in May and Fri. & Sat. of Labor Day weekend

June 21-22, 2013

Quilts by the Bay
 Emmet County Fairgrounds Community Building, Petoskey, MI
 Little Traverse Bay Quilters Guild - www.ltbquiltersguild.org

August 14-17, 2013

[AQS Quilt Show](#)
 Grand Rapids, MI

September 12-14, 2013

Nancy Zieman (Sewing With Nancy), seminar
 Prince Conference Center, Calvin College, Grand Rapids, MI
 Lakeshore Sewing Center
 Contact: <http://lakeshoresewing.com/main/>

October 12-13, 2013

Kalamazoo Quilts - 2013
 Kalamazoo County Expo Center and Fairgrounds, 2900 Lake St.,
 Kalamazoo, MI

More area quilting events listed at: <http://museum.msu.edu/glqc/onlinenewsletter.html>