



Guild meetings & Workshops are held at Union Missionary Baptist Church, 500 S. Martin Luther King Jr. Blvd., Lansing, MI

2012-2013 Officers

President
 Eileen Gioia

Vice President
 Cathy Stewart

Secretary
 Chris Yelvington

Treasurer
 Julia Oliver

March 21, 2013

“Birds of a Feather . . .
 A Common Thread”
 2013 Guild Challenge Quilts
 will be displayed and voted on.

The top 8 vote-getters will be entered
 as a group into the 2013 AQS Grand
 Rapids Show in the Ultimate Guild
 Challenge category!

Also . . .
 Heartwarmers Parade
 Bring in all your quilts to be donated

April 18, 2013

Quilt Show Preparations
 and Discussion

Fabric Garage Sale

Looking ahead:

May 4-5, 2013

Going to Pieces
 2013 CCQG Quilt Show
 Best Western Plus
 6820 S. Cedar St.
 Lansing, MI 48911



Inside this issue

President's Message	2
Guild News and Notes	2
Fat Chance Themes	2
Quilt Show Update	3
Help Wanted	4
Library Report	5
Tiny Treats	7
Area Quilting Events	8
Membership Form	insert

March 16, 2013

National Quilting Day Celebration
 First Presbyterian Church of Holt
 2021 Aurelius Rd.
 9:00 a.m.—3:00 p.m.

Questions? Call Lonnie Brewer
 517-230-0019



When you sign up for a workshop, you must pay at
 that time.

If you cancel your registration for a
 workshop, there are no refunds!

If you have questions about workshops, please
 contact Program Chairperson Rosemary Nester at
 nesterr@comcast.net.

May 16, 2013

Quilt Show Wrap-Up

Special Show and Tell of
 Quilt Show Award Winners

June 20, 2013

Tim Latimer
 Slideshow and Trunkshow

"Time Span Quilts: UFO to Heirloom"
 Check out Tim's blog:
<http://timquilts.com>

Newsletter and Advertising Information

► *As the Needle Turns* is published 6 times a year in the odd-numbered months. Deadline for submissions is the 1st of all even-numbered months (Feb., Apr., June, Aug., Oct., Dec.) Please e-mail advertisements (in .jpg or MS Word format) and articles to editor Deb Martens at deborah.j.martens@gmail.com. ► **Ad sizes and rates** — We offer three ad sizes as follows: Business card—\$12—3 1/2" wide x 2" high (horizontal); Quarter Page—\$18—3 1/2" wide x 4 1/2" high (vertical); Half Page—\$36—7 1/2" wide x 5" high (horizontal); (Discount for members: Business card—\$10; Quarter-page—\$15; Half-page—\$30; want ad—\$3)

► **Newsletters are now being emailed to all guild members with an email address.** Those who prefer a paper copy should indicate this on their membership form and pick them up at the guild meeting. Any newsletters not picked up will be mailed.

PRESIDENT'S MESSAGE

So many exciting things coming for our guild members in the next few months!

Our quilt retreat is about to begin and I can't wait to go! It gets better every year and a good time is had by all. Good friends, good food, fun projects, no cooking, no cleaning and quilts in progress everywhere you look. You just can't have too much fun!

March 16 is National Quilting Day. Lonnie and committee have a lot of great surprises in store - I hope you all will go! It is always such a fun day! March is also the guild challenge quilt program - can't wait to see what you have made to meet John's challenge!

April is our guild fundraiser fabric garage sale. Please donate and purchase!

Also in April we vote in a new board. Please consider taking a board position to support your guild. You don't need experience, and you don't need to be an expert quilter - you just need to be willing to give your time and your ideas to keep your guild running smoothly. It's a great way to get to know your fellow members. It also gives you the chance to put your stamp on guild activities. So, think seriously about it, and please let a current board member know if you would be interested in taking a position.

And the most exciting time of all is our May Quilt Show! It will be spectacular (as always). We are already busy trying to get those special quilts done in time to hang! The committee volunteers have been working hard for months, and now it will be your turn to help at the show. The raffle quilts are awesome (don't forget to sell those tickets!) And ask all your friends to attend the show!

So, my word this month is EXCITING. (Synonyms: breathtaking, charged, electric, electrifying, exhilarating, galvanizing, hair-raising, heart-stopping, inspiring, intoxicating, kicky, mind-bending, mind-blowing, mind-boggling, rip-roaring, rousing, stimulating, stirring, thrilling).

What an exciting time to be a Capitol City Quilt Guild member!

Eileen

Guild News and Notes

- ♦ CCQG would like to help Two Men and a Truck's Movers for Moms initiative to remember and help Moms in Lansing area shelters this Mother's Day. Lap quilts, pillows, bags, knitted items, and personal care items are appreciated. A collection box will be at the February, March, and April guild meetings. The items will be distributed by Two Men and a Truck to local shelters, including the City Rescue Mission, SIREN/Eaton Shelter, and The Safe Center for Mother's Day. If you have questions please contact Vernita Dailey or Sherry Campbell (sherry.campbell@twomen.com). You can learn more at <http://www.twomenandatrucklansingmi.com/details.aspx?p=C136D5BEC9F09AA4&ppid=49985&naid=1364F03F05D766AF>.
- ♦ Billie Piazza would like to announce that QUILTER'S TREASURE (Recycle/Reuse fabric exchange table) will not be operating at the following meetings in 2013: April, July, December.
- ♦ Please note that your membership renewal is due by April 30, 2013. The membership form is included in this newsletter and can also be found on the guild's website. You can also pick up a copy at the membership table.



Ethelbird & Eliza KIDS

Fabric for Babies,
Tots and Teens
Large Selection Online

[WWW.ETHELBIRD.COM](http://www.ethelbird.com)

2012-2013 Fat Chance Famous Songs with Fabric Colors

March	Blue Moon of Kentucky (Bill Monroe)	Blue Fabrics
April	Green, Green Grass of Home (Tom Jones)	Green Fabrics

Submitted by Janet Keesler and Billie Piazza



Capitol City Quilt
Guild - Member
Exclusive Special

Book your 14 person quilting retreat for the price of 10, a savings of \$440!! This offer will expire on 4/30/13 and is only available for the first 4 groups that book.
www.rosevillaretreat.com/ccqg

Going to Pieces: Capitol City Quilt Guild's 2013 Quilt Show May 4-5, 2013 Best Western Plus Hotel, 6820 S. Cedar St., Lansing

Planning Committee Update

It is already mid-February, which makes the beginning of May not too far off. Before time gets away from you, please make sure you submit registrations for our quilt show. Also take the time to sign up to volunteer. For all of our out-of-state members, you are more than welcome to contact Deb Feldpaush (feldpaud53@yahoo.com, 989-593-3111) to reserve your spot before all the good ones are taken. Remember, as Hillary Clinton said, "it takes a village to raise a child"; well, it takes the entire guild to put on a fabulous show.

We do not put on a quilt show just because we are vain and want everyone to see what we have done; really, it's not the ONLY reason! We put on the quilt show as a fundraiser to enable us to have the materials for our charity projects, to share the world of quilting, to enable us to have fantastic speakers and workshops, all while keeping our annual dues VERY low. ALL the people-power hours put into the show are volunteer hours. None of us get paid for all our time and energy. That is why we need LOTS of different people helping.

We happen to think, after attending many quilt shows around the state, that ours is certainly one of the best! This is because of the fabulous talent of our members, and also the work put into the show. Thank you for everyone who makes the quilts – without them there would be no show, the volunteers on the committee chairing all the areas of need, and all the workers who put in hours during the days of the show.

Also, if you know of someone who sells quilt-related items, or any items that would be appealing to our members, and who might be interested in having a booth at the show, please have them contact Kay Nickols (nickols7t@yahoo.com, 651-5331). Our booth fees pay for the facility, and are quite reasonable!

Take time to individually, and within your small group, get those items you are making turned in to the Silent Auction Chair, Danita Brant (brandtb270@comcast.net, 627-3981); and to the Boutique Chair, Vernita Dailey (daileyv@sbcglobal.net). Gather up your gently used books, magazines, notions, etc. and get them to our Garage Sale Chair; Julia Oliver (joliver@core.com, 694-8458). All these items are necessary to make our show a success! Don't forget, also, that you can personally make a little money if you have a quilt or quilt top, you would like to sell! Contact Fran Mort (327-9994) about the Quilts-to-Go booth.

Linda Wells and Dan Burke, Quilt Show Co-Chairs

2013 President's Block for Eileen Gioia

As a tribute and thank you to each CCQG Board President, guild members are asked to make an Ohio Star block in the president's choice of colors. 2012-2013 President Eileen Gioia has chosen a black and brights color scheme. Please use a solid black background and make the star from any bright color batik. **The block size should be 10½" finished, 11" unfinished.**

Please sign your block, bring it to guild and leave it at the Vice President's table.

Instructions

Cut from black background: 4 - 4" squares

2 - 4¾" squares. Cut twice diagonally to make 8 quarter square triangles

Cut from bright batik: 1 - 4" square, and 4 - 4¾" squares. Cut twice diagonally to make 8 quarter square triangles

Piece like this:



Help Wanted: Your Guild Needs YOU!

The following board positions are open for the upcoming year. Please consider giving your time to help your guild! Contact any current board member if you are interested.

Assistant Library Chair

The library assistant helps the librarian with staffing the library table at meetings. This person needs to be able to lift heavy boxes of books, and should be willing to take over as librarian the following year.

Newsletter Assistants

Several people are involved in assisting the newsletter editor produce and distribute the newsletter to the membership. The **advertising coordinator** corresponds with advertisers regarding deadlines, prices, and ad space requirements, keeps track of payments, and communicates with the editor regarding incoming ads. The **newsletter distribution coordinator** picks up the printed newsletter at the printers, purchases postage, and folds and stamps the newsletter for mailing. (Note: Jean Carlson has been doing this job and is willing to continue doing the mailing after the guild meeting, but would like help for the other parts of the job.)

Community Coordinator

The community coordinator acts as a liaison between the public and the guild. This is for requests of guild participation in community events such as the annual Woldumar Nature Center event Pioneer Days. There is not a lot of activity for the community coordinator.

Fat Chance

Running the guild's "Fat Chance" program can be done by a group or an individual. The first duty is deciding upon a theme for the year and monthly choices. Other duties include: attending each guild meeting or finding a substitute to attend; setting up the Fat Chance table and attending to it during the meeting, including collecting fat quarters, having members sign slips for the drawing, enforcing the rules, and facilitating the drawing for the winner of the fat quarters. Further duties include: entering the winner's name and number of fat quarters won into the binder, and reporting this information in the newsletter.

Historian

The historian gathers and organizes information related to the history of the guild. This may involve taking photographs or collecting newspaper articles or other written documentation of guild meetings, special speakers, workshop activities and other guild events.

Assistant Program Chair

The assistant program chair assists the program chair with hostessing duties for visiting speakers, and plans and develops programs for the following year, when she will take over as chair. The assistant program chair is also responsible for planning the rules for the guild's annual challenge quilt.


Small Group Coordinator

The small group coordinator collects names of quilters who wish to join a small group, based on different interests or home locations, and calls them together into a meeting to form small groups. Ideas for group projects are shown and suggestions for rules are given. Periodically, the coordinator updates the list of small groups in the guild, including those open to new members. In cooperation with the program chair, the small group coordinator may assist in planning the "small group night" program (traditionally the November guild meeting).

Assistant Membership Chair

The assistant membership chair assists and learns from the membership chair in preparation to be the membership chair in the following year. The assistant chair attends monthly guild meetings and sits (with the chair) at the door to greet and record members as they arrive. If the membership chair is absent, the assistant serves as the substitute membership chair. The assistant (along with the chair) collects speakers fees, name tag fines, and applications for membership. The assistant membership chair learns how to create and maintain the membership list, annual membership directory, and bi-monthly mailing labels for the newsletter. It's a great position because you get to meet all the guild members, while being a contact point for all that happens at the monthly meetings.

New Library Items by Roselyn Chaffin, librarian



Pieced Hexies
by Mickey Depree

This innovative technique turns English Paper Piecing on its head.



Friendship Strips & Scraps
By Edyta Sitar

Edyta has created a simple strip panel technique and designed 18 gorgeous quilt projects.



Deck The Halls
By Lynda Hall

Lynda Hall has designed eight new primitive quilts that span the seasons from Thanksgiving to St. Patrick's Day.



Scraps & Shirrtails II
By Bonnie Hunter

This long-awaited sequel continues the art of quilting green with 13 new projects that help you reuse, re-purpose and recycle your scraps into beautiful quilts.




East West Quilts
By Kumiko Sudo

In this inspirational book you will see how the idea of the traditional quilt block has been given a fresh visual impact through completely new designs.




Men & the Art of Quiltmaking
By Joe Cunningham

This is the only book addressing the design sense of 30 men quilters via 10 exclusive patterns or processes for quilts ranging from traditional to contemporary.



East West Quilts ii
By Kumiko Sudo

Inspired by her passion for gardens around the world, Kumiko creates real and imaginary flowers using colors, fabrics, and needlework techniques drawn from her childhood.



Scrappy Firework Quilts
By Edyta Sitar

A spectacular new collection of patchwork and appliqué quilts.

The Deadline

T'was the night before the quilt show,
and at the sewing machine;
was the biggest organized clutter,
that you have ever seen.

There was fabric on the table.
Fabric on the chair,
Fabric on the floor,
There was fabric everywhere.

I couldn't find my rotary cutter,
couldn't find my mat;
I couldn't find my scissors,
And I'm wondering where they're at.


It's an hour before the show,
Then I'll get up and leave.
All I need is a few more stitches,
The binding.....and the sleeve.

But I'm not about to worry,
Everything is going to be fine.
I'll get it done in time – But,
I really hate a deadline.

Author: Dallas Reed
submitted by Eileen Gioia

Special thanks go to Mary Ann Davis, Jean Kaufmann, Julie Larson, and Rose Hughes for donations of books to the library.

Luck of the Irish Sale



15-50% OFF **In East Lansing**

Spin the wheel and receive from 15% to 50% off fabric, notions, books, patterns and threads. Then you decide what's on sale. You just pick out everything you want to buy and receive your discount. (Limit one lucky spin per person.)

Thurs. March 14 - Sat. March 16

Country Stitches 

2200 Coolidge Road • East Lansing
(517) 351-2416 or 1-800-572-2031

**Custom Quilts
&**

Sewing Center

Customquiltsinc@live.com

5676 Okemos Rd Haslett, Mi. 48840
517-339-7581

Mon, Wed, & Fri 10am - 6pm Tues, & Thurs 10am -
8pm Sat 10am - 5pm

e-mail to sign up for our monthly newsletter and our
weekly Sale

www.quiltsgalore.com (classes & information)

www.customquiltsinc.com (products)

- We carry the largest selection of Creative Grids in the area. Stop in on a Thursday and catch a demonstration of some of the newest Creative Grids.
- Jump in on our Block of The Month program. This year's blocks are standard piecing, and are 16" big and as usual are only \$5.00 a month.
- Let us help you get some of those UFO's done. Bring them in and get them machine quilted at some of the best prices around.
- Stuck on a project? Stop in on Tues. or Thurs. from 5-8 pm and get help or just come in and sew with us. Everyone needs a little company, and its FREE!
- Create your own sale. Be the first to get a cut of fabric on Tuesdays and get 35% off that cut, then that fabric will be on sale for the rest of the day at 30% off for everyone else.

Esterita Austin

returning to the Grand Rapids area

and teaching a workshop on

SELF PORTRAITS

A study in color and value

On May 16 & 17, 2013

The workshop is limited to 20 people. Cost is

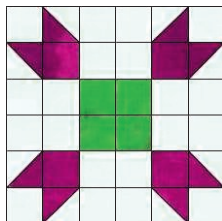
\$200 + \$35 kit fee. Reservations and deposit

by April 1, 2013. This is a class for everyone--

NO sewing required!

For complete information email sueferrell149@gmail.com

April TINY TREATS
Tulips
12" finished / 12½" unfinished



Flower color – cut 4 - 2½" squares, cut 4 - 2⅞" squares

White – cut 20 - 2½" squares, cut 4 - 2⅞" squares

Green – cut 4 - 2½" squares

Draw a diagonal line on each of the white 2⅞" squares. Lay these white squares, right sides together, on top of the flower color 2⅞" squares. Sew ¼" on each side of the diagonal line; cut on the diagonal line. You will have 8 half-square triangle squares.

Lay out the block as pictured. Sew each row together, and then sew the rows together.

May TINY TREATS
May Flowers
7" square



7" square of Flower Fabric

Just cut a 7" (inch) square of FLOWER FABRIC to represent a snapshot of the flowers in your garden—real or imagined! That's it, can't be easier or more fun !!

Tiny Treats block patterns are provided by Wilma Rhodes and Ellen Mills.



1001 Fourth Ave Suite 2

Lake Odessa, MI 48849

PH: 616-374-3060

Hours: Monday-Thurs-Friday 10-5p.m.

Tuesday 10-6 - Wednesday 10-8 - Sat. 9-3p.m.

NEW HANDI QUILTER DEALER - Longarms and the Sweet Sixteen
 Come anytime or call for a one-on-one appointment. We would love you show you.

We have Fabrics, Books, Patterns, Wool, Valdani Wool Thread.



The Capitol City Quilt Guild meets the third Thursday of each month, 7 pm, at Union Missionary Baptist Church, Lansing, MI

We're on the Web!
<http://capitolcityquiltguild.org>

Capitol City Quilt Guild
 PO Box 26022
 Lansing, MI 48909



Next Newsletter Deadline: April 1, 2013

≈ AREA QUILTING EVENTS ≈

March 15-16, 2013

Quilt Show

[Piecemakers Quilt Guild](#), Saginaw, MI

March 15-16, 2013

[Laura Wasilowski](#), lecture and workshop

[Genesee Star Quilters](#), Flint, MI

March 19-20, 2013

Sherrie Jaqua, lecture and workshop

[Metro Detroit Quilt Guild](#), Harper Woods, MI

March 19-20, 2013

Aniko Feher, lecture and workshop

[Kalamazoo Log Cabin Quilters](#), Kalamazoo, MI

March 27, 2013

[Pat Holly](#), lecture

[Evening Star Quilters](#), Davison, MI

March 30, 2013

Quilt Appraisal Day with Donna Kooistra

The [Kalamazoo Log Cabin Quilters](#), Kalamazoo, MI

April 16, 2013

Garnet Smalley, trunk show

[Metro Detroit Quilt Guild](#), Harper Woods, MI

April 24, 2013

[Joe Cunningham](#), lecture and workshop

[Evening Star Quilters](#), Davison, MI

April 26-27, 2013

"A Garden of Quilts" [Genesee Star Quilters Show](#)

Fushing United Methodist Church, Flushing, MI

More area quilting events listed at: <http://museum.msu.edu/glqc/onlinenewsletter.html>