



## As the Needle Turns

Guild meetings & Workshops are held at Union Missionary Baptist Church, 500 S. Martin Luther King Jr. Blvd., Lansing, MI

### 2012-2013 Officers

#### President

Eileen Gioia

#### Vice President

Cathy Stewart

#### Secretary

Chris Yelvington

#### Treasurer

Julia Oliver



### Inside this issue

President's Message	2
Guild News and Notes	2
Quilt Show Update	3-4
Library Report	5-6
Fat Chance Themes	6
Tiny Treats	7
Area Quilting Events	8
National Quilting Day Info	insert

### January 17, 2013

Pat Speth

Author of the "Nickel Quilt" Books

Lecture: Fabulous Nickel Borders  
made from 5" squares

Trunk Show of Many Quilts  
with Sample Borders

#### Workshops:

Friday, January 18:  
Combination Units - 6 Quilts to Make  
and

Saturday, January 19:  
Pieced Borders the Nickel Quilt Way

See more at [www.patspeth.com](http://www.patspeth.com)



When you sign up for a workshop, you must pay at that time.

If you cancel your registration for a workshop, there are no refunds!

If you have questions about workshops, please contact Program Chairperson Rosemary Nester at [nesterr@comcast.net](mailto:nesterr@comcast.net).

### February 21, 2013

#### "Thread By Thread"

Lecture and Workshops by

Certified Superior Threadologists  
Vernita Dailey and Coreen Strzalka

Workshops to be announced

### February 22-24, 2013

Annual CCQG Winter Retreat

### March 20, 2013

Challenge Quilts

### March 16, 2013

National Quilting Day Celebration

### April 19, 2013

Get Ready for the Quilt Show

### Newsletter and Advertising Information

► **As the Needle Turns** is published 6 times a year in the odd-numbered months. Deadline for submissions is the 1st of all even-numbered months (Feb., Apr., June, Aug., Oct., Dec.) Please e-mail advertisements (in .jpg or MS Word format) and articles to editor Deb Martens at [deborah.j.martens@gmail.com](mailto:deborah.j.martens@gmail.com). ► **Ad sizes and rates** — We offer three ad sizes as follows: Business card—\$12—3 1/2" wide x 2" high (horizontal); Quarter Page—\$18—3 1/2" wide x 4 1/2" high (vertical); Half Page—\$36—7 1/2" wide x 5" high (horizontal); (Discount for members: Business card—\$10; Quarter-page—\$15; Half-page—\$30; want ad—\$3)

► **Newsletters are now being emailed to all guild members with an email address.** Those who prefer a paper copy should indicated this on their membership form and pick them up at the guild meeting. Any newsletters not picked up will be mailed.

See page 2 and insert for more information on upcoming workshops, programs and events

## PRESIDENT'S MESSAGE

The year is coming to an end - how did that happen so FAST?! It always amazes me that I have sooo much time to get those projects done, and all of a sudden I have to put the foot to the pedal and get going! Some of those Christmas quilts I was going to do last year, aren't done for this year either. Geez! (Good thing there's a Christmas every year!)

As much as we all love the holidays, they can also be a time of great stress. We try to do so much, for so many, and we want everything to be perfect - the perfect gifts, the perfect decorations, the perfect food, the perfect family gathering, the perfect quilt. It can be an overwhelming and impossible goal. So as you hurry and scurry and worry, begin a new tradition - stop and take a deep breath, count your blessings, do something nice for yourself, and enjoy the real meaning of the season. No matter what this holiday season means to you (Christmas, Hanukkah, Kwanzaa, or just days off work), savor the love, the joy, the wonder, the hope. The best gift you can give your family is a happy, healthy self. (Isn't that what you want from them too?). The important things will get done, the rest don't really matter. And remember, there are no Christmas police and there is no such thing as perfect!

So my word this month is **HAPPY**. The dictionary defines it as "delighted, pleased, or glad, joyous, joyful, cheerful, merry, contented, blissful, satisfied."

May the holidays and the new year be all of that, and more, for you.

Thank you for all your support this year. You've made being your president fun and I'm so *happy* to be getting to know you! I'm looking forward to beginning the new year with new inspiration, new energy, and a new determination to get that quilt done for the quilt show!

Merry Christmas! *Happy* Holidays! *Happy* New Year!  
Eileen

## Guild News and Notes

- ◆ There are still a few openings for the Guild's Winter Retreat. Because of size constraints we have to restrict the number who can attend, so reserve your spot as soon as possible. The dates are February 22, 23, 24 at the Quality Suites Inn just north of West Saginaw between Canal and Creyts. You need to reserve your hotel room SOON. We will have a charity block (more information to come regarding fabric requirements), a fun activity to help to get to know each other better, GREAT food, and a beautiful mystery quilt wall hanging that is easy to make but doesn't look like it! Contact Cindy Reisig at [reisig5@comcast.net](mailto:reisig5@comcast.net) to reserve your spot.
- ◆ A note from Program Chair Rosemary Nester: THANK YOU to all who helped with the events surrounding Bonnie Hunter's visit! She had a great time here and all of our out-of-town class members also expressed how friendly our guild was and how much they enjoyed the classes. Capitol City Quilters, you ROCK!
- ◆ The challenge quilts are due for the March 2013 meeting. Sixty members have taken fabric, so competition may be tough. Remember, the quilts must be 30 to 60 inches wide and 30 to 60 inches high. Members will be voting to select the top 8 quilts. The March program will be the usual show and tell and the "Birds of a Feather.....A Common Thread" show and vote.
- ◆ The most darling dolls and bears have been "dressed" and returned to the Salvation Army/Toys for Tots. This has been done by the Guild for many years and continues to be a fun charitable project.

Participants were: Jan Asmann, Jackie Borszich, Ruth Bratzel, Rosanne Brouwer, Liz Cardinal, Jean Carlson, Donna Craft, Beth Donaldson, Marilyn Dykman, Carol Erickson, Deb Feldpausch, Jan Gagliano, Eileen Gioia, Carla Green, Peg Largo, Sandy Leutscher, Sue Lounds, Deb Martens, Laverne McCarthy, Mary Jo Mercer, Sally Middleton, Rosemary Nester, Sharon Neuner, Kay Nickols, Wilma Rhodes, Joy Robinson, Daynell Rose, Margaret Rosekrans, Dorothy Rowe, Nancy Ruess, Alicia Sanchez, Carol Schon, Christy Smith, Geri Smith, Cathy Stewart, Nancy VanConant, Judy Wells, Chris Yelvington.

The dolls and bears were joined by stuffed animals and dolls contributed by Mary Jo Mercer, who dresses and makes quilts for them all year. Gayle Cain, the originating chairperson of this project, also made 40 doll quilts to be added to our contribution.

It's a pleasure "dressing" these dolls and bears and imagining the joy the children will have playing with them.

- ◆ If you left a square wicker basket of 100 calorie snack packs at the Bonnie Hunter classes, please contact Rosemary Nester, who would like to return your basket and a few remaining snacks!

### Additional Information on Pat Speth's workshops in January:

On Friday, Jan. 18, Pat will present the workshop "**Combination Units**". You can choose from six quilts: Pinwheel or Labor Day Madness from her book Nickel Quilts, Sugar Bowl (from More Nickel Quilts), Minnesota Windmill (Amazing Nickel Quilts), Liberty Star (Nickel Quilts and Borders), or Labor Day Stars (an individual pattern).

On Saturday, Jan. 19, she will present the workshop **Pieced Borders the Nickel Quilt Way**: Jazz up your quilts by adding easy pieced borders. Learn unit construction methods for several basic border units (half square triangles, flying geese, hourglass units, picket fence and more) and how to fit any pieced border to your quilt top.

All workshops will be held at the church for a cost of \$40 each (members), \$50 (non-members). For more information and examples, see Pat's website: [www.PatSpeth.com](http://www.PatSpeth.com).

**Going to Pieces: Capitol City Quilt Guild's 2013 Quilt Show**  
**May 4-5, 2013**  
**Best Western Plus Hotel, 6820 S. Cedar St., Lansing**

### Planning Committee Update

Your Quilt Show Committee met at the Best Western Plus on November 29th. The next meeting dates were decided upon as follows: January 28th at Sharon Wexler's, February 28th at John Putnam's, March 25th at Jean Kaufmann's, and April 29th at Dorothy Jones's. All meetings will start at 6:30 pm.

The plans are being fine-tuned with each meeting. Even though the show seems to be a ways off, it will be here sooner than you think. Make sure you get working on your quilts - finalizing them and picking the three you are the most proud of to put into the show, get items done for the Boutique, and work with your small group for an item for the Silent Auction. Don't forget to go through your sewing room and pull out items for the Garage Sale.

We will again have CDs available for purchase of all the quilts in the show; save your digital battery! Also, we will again have a two-day pass available.

New for this show: multiple raffle quilts. There will be not only the show-stopping Baltimore Album, but another six quilts as well. Seven lucky winners will be drawn!

Remember, this is your guild, it is your show, and how much all of you put into the show will help to make it a great success. The money raised from the show is what your guild uses to rent our meeting facility throughout the year and provide you with our fabulous speakers.

The registration forms are available on our website, and you can even submit them electronically. Paper copies are also available at our guild meetings.

DON'T forget to sign up for where you want to help at the show! Sign up early so the position you really want to do is not already filled! There are MANY jobs that are not physically demanding that you can choose to do. Please take time to look over the volunteer sheets at the guild meeting. EVERYONE is needed!

Thank you everyone for all the hard work you do.

Linda Wells and Dan Burke

### Please Donate Items for Quilt Show Garage Sale

Chairperson Julia Oliver asks that you start bringing in items for the sale to any guild meeting. If you have a large amount of items, you may call Julia at 285-8989 or email her at [joliver1982@gmail.com](mailto:joliver1982@gmail.com) to arrange a time to drop off or pick up.

Please consider donating any of the following items:

- Quilt books (including fiction books with a quilt theme, i.e., Elm Creek Quilts).
- Quilt magazines - if you have a year's worth of one magazine, bundling them would be helpful.
- Notions, rulers, thread, scissors, rotary cutters and other quilting tools.
- Partially finished projects and blocks
- Patterns
- Fabric - scraps will be sold at the quilt show. Yardage will be sold at the April guild meeting.

### Seeking: Vendors, Sponsors, Advertisers

If you are friendly with any quilting-related businesses that may want to vendor at our show, please refer them to Kay Nickols for information.

We are also seeking businesses (whether quilt-related or not) who may wish to sponsor an award at our show, or to place an advertisement in our show program. For information on sponsorship or advertising opportunities, please refer businesses to Deb Martens or Sharon Wexler.

We will also have information on the guild's website about these opportunities. Please think about any businesses with whom you have a relationship; we need everyone's help in securing these vendor and advertising dollars. The money raised helps to cover the cost of renting the show facility and putting on the show.



## More Quilt Show News

### Time to start making items for the Silent Auction!

Donations are not limited to quilts. We can use quilted items including wall hangings, table runners or toppers, pot holders, placemats, bibs, Christmas stockings, purses, or tote bags; embellished items like t-shirts, sweatshirts, or towels; sewn items like aprons, pillow cases, dolls, or pillows; or other handmade items such as baskets, jewelry or doilies. Use your imagination! Find some old orphan blocks and turn them into a tote bag or potholders. Get out those UFOs.

Large quilts (lap size or larger) do not tend to obtain bids that match their true worth. If you wish to donate a larger quilt, consider adding it to the Raffle Quilts. The most profitable quilts tend to be wall hangings or baby quilts which are no larger than 45 inches by 45 inches. Please complete a donation form with each item and include a minimum bid amount. The form is available on the CCQG website, at guild meetings on the Vice President's table, or from chairpersons Danita Brandt and Arlene Telesz.

For additional information contact Danita Brandt at 627-3981.

### Baltimore Album Raffle Quilt

The beautiful Baltimore Album Raffle Quilt is finished and was displayed at the November guild meeting. Everyone did a wonderful job on the blocks, and Dorothy Jones put it together in a spectacular setting, including borders that feature applique vines and prairie points. It is just a breathtaking quilt! It was beautifully quilted by Kari Ruidisale.

Dorothy is attempting to document all the blocks by maker. These quilters were identified at the November meeting: Jan Lee Asmann, Jackie Borszich, Dan Burke, Martha Couretas, Mary Edgar, Georgia Hayden, Barb Hollowick, Carol Holm, Dorothy Jones, Jean Kaufmann, Fran Mort, Linda Nelson, Patty Phillips, Billie Piazza, John Putnam, Carol Rasmussen, Marsha Rosenberger, Carol Schon, Janet Scott, Jane Waligorski, Linda Wells, and Linda Ziegenhagen. She is missing the names of the makers of 7 blocks—please let Dorothy know if your name is missing or if you know of someone who is not listed who made a block. Dorothy can be reached at 517-482-7044.

## Come Sew With Us

Dear Capitol City Quilt Guild members,

We had a great 2012. We would like to thank you for your support. For those of you who come to our Wyoming store we have added a couple of new faces. Becky Kluz and Pam Lauchlen will give you the personal help you need with all your sewing questions. We also have Ben Lamonte to help you with vacuum and sewing products. We are looking forward to another great year with new products, more classes and events. To show our appreciation we hope you can take full advantage of these special offers.



*Scissors*  
**25% off**



Expires 2/28/13 Cannot be combined with any other offer



*Fabric*  
*Up to*  
**40% Off**



Expires 2/28/13 Cannot be combined with any other offer



*Stabilizers*  
**25% Off**



Expires 2/28/13 Cannot be combined with any other offer



*Exquisite*  
THREAD

1000 yds Reg. \$5.99 **NOW \$2.50**



Expires 2/28/13 Cannot be combined with any other offer



**Grand Rapids**  
3933 Plainfield  
(Across from Long John Silver's)

**616-363-1911**

Toll Free 888-363-1911

**Wyoming**  
5316 Clyde Park Suite E  
(Behind Arnies)

**616-531-4373**

**Muskegon**  
1910 Apple Ave  
(Quarter Apple Mall)


**231-773-8494**

[www.gallsewingvac.com](http://www.gallsewingvac.com)

**Lansing**  
520 Frandor  
(Frandor Mall)

**517-333-0500**

## New Library Items by Roselyn Chaffin, librarian



### Bits of Bargello

by Karen Gibbs


The resurgence of interest in bargello brings us this colorful book that gives quilters a fresh look at a traditional technique. The eight projects incorporate bits of bargello into traditional pieced quilt designs adding fun, texture, and interest.



### It's A Stitch

Karen Bolesta, Editor

There are so many possible variations of every traditional pattern in this collection that it's nearly impossible to run out of ways to make fabulous quilts for every home, taste, and occasion.



### Crazy Quilted Heirlooms & Gifts

by J. Marsha Michler


Includes 30 lovely crazy quilt projects for the home.



### Pretty Petals

by Sheri Howard

It's the love of flowers, and the sketches they inspired, that grew into Sheri Howard's "Pretty Petals" quilt. "Pretty Petals" is a collection of whimsical flowers drawn from fond memories and a colorful imagination.



### We Gather Together

by Jan Patek

Pumpkins have never lasted so long or looked as good as they do on these soft, comfy quilts. Toss in a mix of leaves, crows, cats and stars and you have a lively harvest of autumn quilts to snuggle under.



### The Garden Quilt

by Barbara Brackman & Ilyse Moore

Ilyse Moore and Barbara Brackman present a pattern for a new interpretation of the Garden medallion or, as Rose Kretsinger called it, The Paradise Garden. They've drawn from several applique masterpieces and show you how to make Ilyse's Paradise in Kansas, a Garden quilt for the 21st century.



### A Bird in Hand

by Renee Plains

Feathered friends take fanciful flight in this diverse collection of 21 projects inspired by the timeless charm of folk art.



### Memories of Christmas Past

by Betsey Langford & Carolyn Nixon

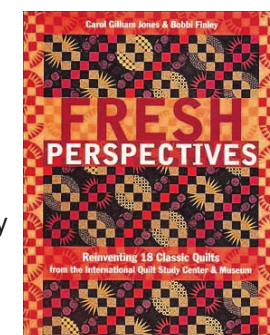
Celebrate the holiday season with this festive sampler quilt dressed in the classic yuletide colors of red and green. Based on traditional designs, each of the 12 sampler blocks features a Nine-Patch twist.



### Nickel Quilts

by Pat Speth

Eleven new designs from 5-inch squares.




### Fresh Perspectives

by Carol Gilham Jones & Bobbi Finley

The eighteen projects in this book are contemporary adaptations that were inspired by antique quilts in the collections of the International Quilt Study Center & Museum.




## New Library Items continued

**At Home with Country Quilts**

by Cheryl Wall

Create 13 homey patchwork quilts in a variety of sizes; many are accented with charming appliqué details

**Blocks, Borders, Quilts!**

by Sunny Steinkuhler

A mix-and-match workbook for designing your own quilts.

## 2012-2013 Fat Chance

## Famous Songs with Fabric Colors

Jan.	Nights in White Satin (Moody Blues)	White Fabrics
Feb.	Touch of Grey (Grateful Dead)	Grey Fabrics
March	Blue Moon of Kentucky (Bill Monroe)	Blue Fabrics
April	Green, Green Grass of Home (Tom Jones)	Green Fabrics

Submitted by Janet Keesler and Billie Piazza

# Ethelbird & Eliza

## KIDS

Fabric for Babies,  
Tots and Teens  
Large Selection Online

**WWW.ethelbird.COM**

**Custom Quilts**

&amp;

**Sewing Center**

**Customquiltsinc@live.com**

e-mail to sign up for our monthly newsletter and our weekly Sale

[www.quiltsgalore.com](http://www.quiltsgalore.com) (classes & information)

[www.customquiltsinc.com](http://www.customquiltsinc.com) (products)

5676 Okemos Rd Mon, Wed, & Fri 10am - 6pm

Haslett, Mi. 48840 Tues, & Thurs 10am - 8pm

517-339-7581 Sat 10am - 5pm

**Custom Quilts First Ever Open House!****February Warm up: Open House**

February 2, 2013 from 10am - 4pm

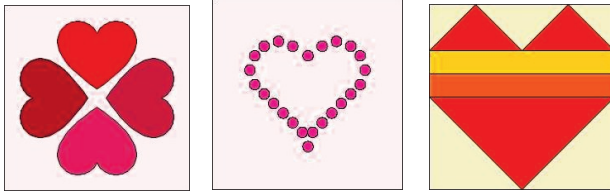
Sponsored by the Lady Fingers, CCQG Small Group

Join us for school house demos by local area quilters

- Creative Grids Specialty Rulers: Susan Myers
- Hmong Fabrics & Products: Charlene Ezell
- Mola Embroidery: Susan Merkle
- Little Purse: Bonnie Meese
- Totes & Bags: Justine Bell
- Machine Quilting: Susan Myers

Meet fellow quilters, see finished Quilts on display, watch demos from local area collectors and enthusiasts, have some savory refreshments, win fabulous door prizes, and cash in on in store sales. Visitors who bring a new customer to the shop will receive a free fat quarter.

**February TINY TREATS**  
**Be My Valentine**  
**9" finished / 9½" unfinished**




This month you have the opportunity to be creative and make most of the decisions. February's block requirement is a **heart(s)** made from **red floral print fabric** placed on a **white or white on white background**. The background square should measure 9 1/2" unfinished, 9" finished. Please cut the background larger until you are finished working on it. The fabric for the heart should have at least one large flower on it or many small flowers. Look for a pattern or draw your own pattern.

Designing your block: The heart can be by itself, or add other hearts, a stem/leaves to make it look like a flower, or any embellishment (lace, beads, etc). You choose: size, shape (symmetrical or asymmetrical), position of the heart on the background, pieced, or appliquéd (needle-turned, buttonhole stitched, fused & stitched, stitched by machine or by hand).

LET YOUR IMAGINATION SOAR.  
 LETS SEE HOW PRETTY WE CAN MAKE OUR BLOCKS

**March TINY TREATS**  
**Spring Blooms**  
**9" finished / 9½" unfinished**



Cut: 4 White 3½" squares  
 4 Floral Print 3½" squares  
 1 Yellow 3½" squares

This is a basic 9 patch pieced block

Layout:

Row 1—Sew 1 white, 1 print, 1 white

Row 2—Sew 1 print, 1 yellow, 1 print

Row 3—Sew 1 white, 1 print, 1 white

Sew rows together.

This is easy, quick, and you can use up your scraps! Enjoy.

Tiny Treats block patterns are provided by Wilma Rhodes and Ellen Mills.

# *Super Bowl Sale*

Saturday February 2 in East Lansing from 10 am-4 pm

## *Hundreds of Sale Items*

- **100% Cottons - 500 Bolts** (in addition to our Secret Stash Fabric) including Benartex, Thimbleberries, Moda and much more - 50% Off
- **Patterns** - Selected patterns 50% or more Off • **Selected Gift Items** - 50% Off
- Pfaff, Husqvarna Viking, Baby Lock Sewing Machines & Cabinets** -  
 - new and used, overstock, open boxes, old models, new models, lots of machines and cabinets up to 75% off manufacturer's suggested retail

*Country Stitches* 

2200 Coolidge • East Lansing • (517) 351-2416

Mon, Wed, Thurs, Fri: 10-8 • Tues: 10-6 • Sat: 10-5



The Capitol City Quilt Guild meets the third Thursday of each month, 7 pm, at Union Missionary Baptist Church, Lansing, MI

**We're on the Web!**  
<http://capitolcityquiltguild.org>

Capitol City Quilt Guild  
 PO Box 26022  
 Lansing, MI 48909



Next Newsletter Deadline: February 1, 2013

### ≈ AREA QUILTING EVENTS ≈

**January 3, 2013**

[Beth Donaldson](#), lecture  
[Oakland County Quilt Guild](#), Rochester, MI

**January 30, 2013**

[Ami Simms](#), lecture  
[Evening Star Quilters](#), Davison, MI

**February 19-20, 2013**

Aniko Feher, lecture and workshop  
[Kalamazoo Log Cabin Quilters](#), Kalamazoo, MI

**February 25, 2013**

[Beth Donaldson](#), lecture  
[Pieces and Patches Quilt Guild](#), Jackson, MI

**March 15-16, 2013**

Quilt Show  
[Piecemakers Quilt Guild](#), Saginaw, MI

**March 27, 2013**

[Pat Holly](#), lecture  
[Evening Star Quilters](#), Davison, MI

**April 24, 2013**

[Joe Cunningham](#), lecture and workshop  
[Evening Star Quilters](#), Davison, MI

**April 26-27, 2013**

["A Garden of Quilts" Genesee Star Quilters Show](#)  
 Flushing United Methodist Church, Flushing, MI

More area quilting events listed at: <http://museum.msu.edu/glqc/onlinenewsletter.html>



# WHAT'S YOUR MUSE?

*(What Inspires You?)*

## NATIONAL QUILTING DAY

MARCH 16, 2013

First Presbyterian Church of Holt

2021 Aurelius Road

9:00 a.m.—3:00 pm

- Demonstrations!
- Vendor - *Elaine's Too* of Ovid!
- Over \$500 in Door Prizes!

**1 in 5 could win!**

### WHAT TO BRING:

- Two or more items for the food bank (canned, boxed, or other non-perishable foods)
- Your work in progress and tools with your name on them so they can go home with you
- Power strips and extension cords to share
- A few extra irons and ironing boards
- Your Muse "blotto" block - 12" finished, 12 1/2 " raw edge to edge
- Food to share - snacks, finger foods, etc
- Your own lunch and drink

Sub sandwiches will be provided by Fat Boys at a discount for those who choose not to pack a lunch

Coffee and tea will be provided

Please be sure to sign up in advance so that a special "welcome gift" will be waiting for you upon your arrival!