



As the Needle Turns

Guild meetings & Workshops are held at Union Missionary Baptist Church, 500 S. Martin Luther King Jr. Blvd., Lansing, MI

2011-2012 Officers

President
Jean Kaufmann

Vice President
Eileen Gioia

Secretary
Chris Yelvington

Treasurer
Vernita Dailey



Inside this issue

President's Message	2
Newsletter Adv. Info.	2
2010-2011 Board	3
Birthdays	3
Treasurer's Report	3
2013 Quilt Show	4
Library Report	5
President's Block	5
Easy Charities	6
Tiny Treats	7
Fat Chance Themes	7
Area Quilting Events	8

We have three dynamite teachers lined up for you in April, May and June. Please look at their websites and sign up early for their workshops.

April 19, 2012

Patti Hempen
Lecture/Trunk Show

Patti is a National and International quilting instructor, now residing at Canyon Lake, Texas. **Colors**, the brighter the better, are her love.

Workshops

Friday, Apr. 20 and Sat. Apr. 21, 2012

Serendipity Wedges

This is a beautiful, large kaleidoscope quilt that takes one to two days to learn.

Skill level for Serendipity Wedges: **Intermediate to advanced.**

Visit Patti's website at
<http://pattihempen.com>



When you sign up for a workshop, you must pay at that time.



If you cancel your registration for a workshop, there are no refunds!

May 17, 2012

Eleanor Levie
Lecture/Trunk Show
Quilting Outside the Box


Workshop

Friday, May. 18, 2012

Stretch-a-Block, Stretch Your Creativity

Great for using traditional blocks in new ways and "outside the box ideas".

Check out some of Eleanor's fun ideas at
<http://eleanorlevie.com>



June 21—23, 2012

Our own CCQG guild member Dan Burke will have a trunk show of 30 of his quilts at guild on Thursday.

He will offer great workshops on Friday and Saturday, using the "Be Colourful" paper-piecing patterns of Dutch quilter Jacqueline deJonge.

Check out Dan's website at
<http://quiltingbytheriver.com>

and Jacqueline's website at
<http://becolourful.nl>

If you have questions about workshops, please contact our current Program Chairperson, Claudia Hudson at cdhudson1553@comcast.net or our upcoming (May 1) Program Chairperson, Rosemary Nester at nesterr@comcast.net

PRESIDENT'S MESSAGE

I hope you are all staying snugly warm inside your homes getting a lot of sewing done!

It is easy to belong to guild and not do anything but attend meetings and enjoy. It is also easy if you are not serving on the board or in another capacity to find fault with what is done. Please remember we are all volunteers and there is a saying 'you get what you pay for'. It is also easy to suggest what WE (board members) need to do to change things, but we also have jobs and families that make demands on our time. For truly constructive help and to truly improve the guild, please offer your time to help us do what needs to be done. That brings me to another point in all this—it is time to plan the board for next year. We need volunteers to step forward and help with the load. The more help we have, the easier it is and the better we will run. If you don't want to do it alone—get your small group to do it with you.

With the quilt show just over a year away we are beginning serious planning to pull it off. One challenge is the new venue. That requires extra planning since we don't know all the ins and outs of the hotel. The committee still has need for committee chairs for several jobs. I encourage you or your small group to also volunteer to do one of those jobs. It is your show and if you want your quilts to be presented in the best light then it will take all of us to pull it off. Several major changes are being discussed and it is exciting to be in on them. We would love to have you join us. Please sign up to help in some way when the lists come out.

I want to remind everyone of the class policies that we announced in the fall. If you sign up for a class and then decide not to take it, unless we can replace you, there are no refunds. Emergency situations will be taken up with the board. If we think we have a full class and most drop out at the last minute then it is too late to cancel the teacher and the guild loses a fair amount of money. We try to schedule based on how many people are interested and the teachers won't let us cancel with that short of a notice. You are also to pay when you sign up or you will be put on the cancelation list until you do. We will not hold your place without payment. Thanks for your cooperation and understanding in this matter.

Jean

Newsletter and Advertising Information

► ***As the Needle Turns*** is published 6 times a year in the odd-numbered months. Deadline for submissions is the 1st of all even-numbered months (Feb., Apr., June, Aug., Oct., Dec.) Please e-mail advertisements (in .jpg or MS Word format) and articles to editor Daynell Rose, at daynell51@att.net.

► ***Ad sizes and rates*** — We offer three ad sizes as follows:

Business card—\$12—3 1/2" wide x 2" high (horizontal)

Quarter Page—\$18—3 1/2" wide x 4 1/2" high (vertical)

Half Page—\$36—7 1/2" wide x 5" high (horizontal)

(Discount for members: Business card—\$10; Quarter-page—\$15; Half-page—\$30; short blurb—\$3)

► ***Newsletters can now be obtained by email instead of snail mail.*** If interested, please send a request to membershipchair@capitolcityquiltguild.org. Those who still want a hard copy can pick them up at the guild meeting. Any newsletters not picked up will be mailed.

March and April Birthdays ...

Marsha Rosenberger 3/1
Cristy Smith 3/2
Idabell Bush 3/6
De Chamberlain 3/6
Teresa Borton 3/11
Karen Mirras 3/15
Sue Boven 3/16
Barb Bridges 3/21
Sheron Snyder 3/22
Shirley Linn 3/24
Barbara Hamm 3/26



Liz Cardinal 4/1
Claire Vlasin 4/3
Billie Piazza 4/4
Beth Lienhart 4/5
Susan Merkle 4/5
Betty Tesner 4/9
Ruth Bratzel 4/12
Vernita Dailey 4/15
Georgia Hayden 4/15
Yasmin Qayyum 4/21
Alberta Richburg 4/21
Patty Phillips 4/22
Daisy DeHaven 4/23
Minda Schneider 4/27
Donna Craft 4/28
Barb Srivastava 4/28

1964 Featherweight for Sale

White (celery) Singer Featherweight with instruction book and case. Included is a beautiful hand-made carrying bag that the case sits in. Runs great and was serviced in the fall; new brushes put in the motor; \$300.

Also, a reproduction Featherweight table. Very pretty and in excellent condition; \$125.

Call Mary Ann Davis (517) 676-4509



CCQG Board for 2011-2012

You may email any board member listed below with an asterisk (*) in front of their name by using the address: title@capitolcityquiltquil.org, substituting their specific "title" (without spaces) in the address.

*President—Jean Kaufmann
Past President—Minda Schneider
*Vicepresident—Eileen Gioia (pronounced Joy-ah)
*Secretary—Chris Yelvington
*Treasurer—Vernita Dailey
Angel Quilt Coordinator—Deb Feldpausch
Charity Donations—Nancy Van Conant
Community Coordinator—John Putnam
Fat Chance—Janet Keesler & Billie Piazza
Fellowship Blocks — Jane Waligorski & Fran Mort
Heartwarmers—Sue Ann Cole
Historian—Ruby Freed
*Librarian—Sharon Neuner & Roselyn Chaffin, assistant
*Membershipchair—Deb Feldpausch
*Newsletter—Daynell Rose & Heather Plaggemars, assistant
*Programchair—Claudia Hudson & Rosemary Nester, assistant
Small Group Coordinators—Deb Martens & Helen Harrison
*Webmaster—Linda & Ron Nelson

Treasurer's Report

Treasurer Vernita Dailey reports the following totals as of January, 2012:

Checking: \$12,745.03

Savings: \$2,719.49

Custom Quilts & Sewing Center
5676 Okemos Rd., Haslett, MI 48840
517-339-7581

www.customquiltsinc.com www.quiltsgalore.com

Mon, Wed, Fri 10-6
Tues, Thurs 10-8
Sat 10-5
Sun Closed

Don't hide your light under a bushel basket. . .

let it shine by sharing your skills, talents and personality on the CCQG board.

We need the following positions to be filled for our upcoming year:

Secretary	Assistant Librarian for Rosemary Chaffin
Treasurer	Assistant Program Chair for Rosemary Nester
Tiny Treats Creation	Newsletter Assistant for Deb Martens
Fat Chance Themes	

Quilt Show 2013

Going to Pieces

We are just into 2012 and your Quilt Show Committee is already planning for our May 4 & 5, 2013 show! We are excited about the new venue, Best Western Plus, formerly Causeway Bay Hotel & Conference Center. We will all get to see how well it works when the Lansing Area Patchers have their show there this spring! Committee Chairs are:

Co-Chairs for Show	Linda Wells and Dan Burke
Advertising/Sponsorships	Deb Martens and Sharon Wexler
Awards	Kelly Sattler
Boutique	Vernita Daily
CCQG Booth	Marilyn Finley
Door Prizes	****Needed****
Floor and Quilt Layout	Jean Kaufmann, Linda Wells and Dan Burke
Hospitality	Rosemary Nester and Janet Scott
Physical Set up & Take down	****Needed****
Pre-Hang	Jean Kaufmann
Program	Deb Martens
Publicity	Daynell Rose
Quilt Return	Helen Harrison
Quilts to Go	****Needed****
Raffle Quilts	Dorothy Jones
Registration	John Putnam
Silent Auction	Danita Brandt
Story Card Hanging	Cristy Smith
Vendors	Kay Nickols and Heather Spotts
Volunteers	Deb Feldpausch

At this show, we will have multiple raffle quilts and a Quilted Game, along with our usual activities.


It is not too early to start making items for the Silent Auction and Boutique and, of course, your beautiful quilts! Your committee is working hard for all of you, continuing to make our quilt show, *Going to Pieces*, the biggest and best in the state!

Meetings will be every other month beginning January 31, 2012 through November when we will begin meeting every month. The meeting dates are:

Thursday, March 29, 2012 at 7:00 pm at the home of Daynell Rose
 Thursday, May 31, 2012 at 7:00 pm at the home of Sharon Wexler
 Monday, July 30, 2012 at 7:00 pm at the home of Jean Kaufmann
 Thursday, September 27, 2012 at 7:00 pm at the home of Kay Nickols
 Thursday, November 29, 2012 at 6:30 pm at the Best Western Plus

Linda Wells and Dan Burke
 Your Co-Chairs for *Going to Pieces*, CCQG Quilt Show 2013


New Library Books by Sharon Neuner, librarian



The Quilter's Apprentice

Jennifer Chiaverini


Fiction from the *Elm Creek Quilts* series: A delightful, timeless story of loyalty and friendship.



The Winding Ways Quilt

Jennifer Chiaverini


Fiction from the *Elm Creek Quilts* series: the arrival of newcomers into the circle of quilters heralds unexpected journeys down pathways near and far.



Hidden in Plain View

Jacqueline Tobin & Raymond Dobard

The fascinating story of a friendship, a lost tradition, and an incredible discovery, revealing how enslaved men and women made encoded quilts and then used them to navigate their escape on the Underground Railroad.



Fast Fun & Easy Fabric Bowls

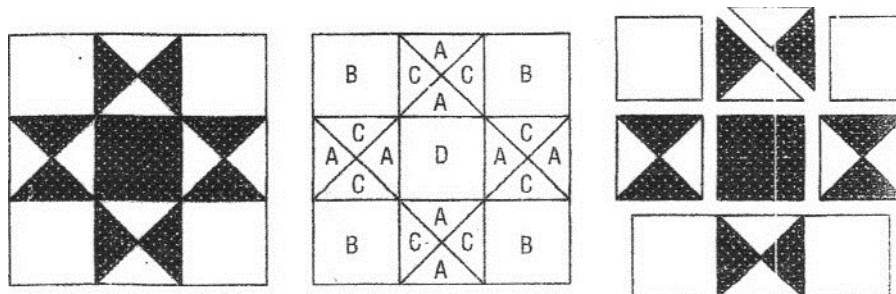
Linda Johansen

Five reversible fabric bowl designs to make tonight and use tomorrow!

President's Block

As a tribute and thank you to each CCQG Board President, guild members are asked to make an Ohio Star block in the president's choice of colors. 2011-12 President Jean Kaufmann has chosen a three-color scheme: primary yellow, black, and white, in any combination. The block size should be 10 1/2" finished, 11" unfinished.

Please sign your block, bring it to guild and leave it at the Vice President's table.



FINISHED BLOCK SIZE

Single dimensions in the cutting chart indicate the size of the cut square (3" = 3" x 3").

FOR 1 BLOCK:

Light	A: 2			4 3/4"
	B: 4			4"
Dark	C: 2			4 3/4"
	D: 1			4"

Ohio Star

PRESIDENT'S BLOCK

For Jean Kaufmann

10 1/2" block in primary yellow and/or black and/or white



Ethelbird & Eliza KIDS

Fabric for Babies,
Tots and Teens
Large Selection Online

WWW.ethelbird.COM



Easy Charities

Aluminum Tabs from soda cans and other aluminum cans for Ronald McDonald House of Mid-Michigan.

Labels for Education from products including Campbell, Bic, V8, Prego, Post cereals, etc. See a complete list of products at <http://labelsforeducation.com>



Box Tops for Education can be clipped from hundreds of participating products such as Pillsbury, Betty Crocker, General Mills cereals, etc. See a complete list at <http://boxtops4education.com>



Bring these items to guild and deposit them in the appropriate tin at the Vice-President's table (now at the front of the guild auditorium.)

For more details refer to the January/February 2012 CCQG newsletter, page 8.

Luck of the Irish Sale

15-50% OFF

**In East Lansing
& Jackson**



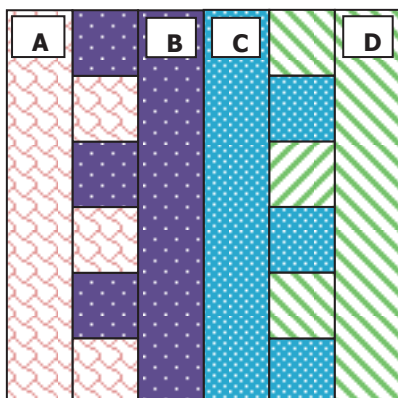
Spin the wheel and receive from 15% to 50% off fabric, notions, books, patterns and threads. Then you decide what's on sale. You just pick out everything you want to buy and receive your discount. (Limit one lucky spin per person.)

Thurs. March 15 - Sat. March 17

Country Stitches 

2200 Coolidge Road • East Lansing
(517) 351-2416 or 1-800-572-2031

1965 Boardman Road • Jackson
(517) 782-7100 or 1-800-782-3830

April TINY TREATS**Scrappy Squares****12" finished / 12 1/2" unfinished**

For (A) and (D): Light Value Scraps

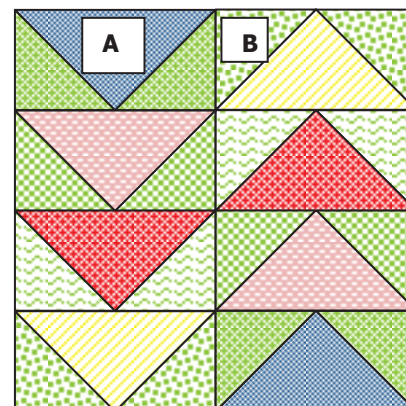
For (B) and (C): Dark Value Scraps

From each of the four colors:

- 1) Cut one rectangle 2 1/2" by 12 1/2"
- 2) Cut three squares 2 1/2" by 2 1/2"

Then:

- 3) Join alternate (A) and (B) squares to make a rectangle with square (A) on the bottom.
- 4) Join the (A) rectangle to the left edge of the squares and the (B) rectangle to the right edge of the squares.
- 5) Join alternate (C) and (D) squares to make a rectangle with square (C) on the bottom.
- 6) Join the (C) rectangle to the left edge of the squares and the (D) rectangle to the right edge of the squares.
- 7) Join the units as shown to make the block.
- 8) In the quilt, blocks can be set alternating the horizontal and vertical rows.

May TINY TREATS**Dimensional Flying Geese****10" finished / 10 1/2" unfinished**

For (A): Scrappy Pastel Flower Colors

For (B): Scrappy Pale Greens

- 1) Cut two 3" squares from each (B) fabric for a total of sixteen squares.
- 2) Cut one 5 1/2" by 3" rectangle from each color of (A) for a total of eight rectangles.
- 3) Fold each (A) rectangle in half, wrong sides together. You should end up with a folded piece of fabric that is 2 3/4" by 3".
- 4) Place the folded (A) rectangle onto the right side of one 3" square. Align only the lower corners. The folded edge of the goose fabric should be UP and the two raw edges should be down.
- 5) Cover this stack with the other background square, all right sides together, and sew along one side using a 1/4" seam. You may sew on either edge, just be sure that the folded edge of the (A) is UP, between the layers of the background fabric.
- 6) Open and press the (A) fabric open. Be careful to press each (A) fabric evenly, as this is a secret to creating perfect geese. Your pressed triangle/'goose' should look balanced from side to side.
- 7) You will find that you have the right 1/4" seam allowance already built into the top of the patch, and that as you sew the geese together into rows, the outside and bottom seam allowances give perfect points!
- 8) Join four of the geese units in a vertical row with the points facing up.
- 9) Join four of the geese units in a vertical row with the points facing down.

Fat Chance Themes for 2011-2012

Famous Sayings**March 2012** "A Stitch in Time Saves Nine" ~ Sewing machines, notions, thread, etc.**April 2012** "It's Raining Cats and Dogs" ~ Cats and/or Dogs



The Capitol City Quilt Guild meets the third Thursday of each month, 7 pm, at Union Missionary Baptist Church, Lansing, MI

We're on the Web!
<http://capitolcityquiltguild.org>

Capitol City Quilt Guild
 PO Box 26022
 Lansing, MI 48909



Next Newsletter Deadline: April 1, 2012

≈ AREA QUILTING EVENTS ≈

Through March 25, 2012

Quilt Art: International Expressions; Edsel & Eleanor Ford House, 1100 Lake Shore Rd. Grosse Pointe Shores, MI

Through March, 2012

Sunbonnet Sues in Canoes quilt display; Hospice of Lansing, 4052 Legacy Pkwy., Ste. 200, Lansing, MI

March 12, 2012

Darla Parks, Longarm Quilter; lecture and whole cloth trunk show; <http://LighthouseQuiltGuild.org>, Grand Haven, MI

March 15-18, 2012

Ellen Lindner, Fabric Collage and Quilt artist; lecture and workshops; Greater Ann Arbor Quilt Guild, Ann Arbor, MI

April 9, 2012

Betty Boyink-Roberts, lecture, trunk show and workshop <http://LighthouseQuiltGuild.org>, Grand Haven, MI

April 14, 2012, Trunk Show, Lecture

April 15, 2012, workshop

Paula Nadlester, Author, internationally renowned quilt maker and textile artist for Benartex; Kaleidoscope and Puzzle Quilts; Ann Arbor Sewing & Quilting Center, 5235 Jackson Rd., Ann Arbor, MI

April 16, 2012

Beth Donaldson, lecture
Quilt Guild of Metro Detroit, Harper Woods, MI

April 18, 2012

Pattye Kent, lecture, Handwork in the Smokies, <http://piecemakersquiltguild.com>, Saginaw, MI

April 20-21, 2012

Sherrie Jaqua, lecture and workshop
Genesee Star Quilters, Flint, MI

April 25, 2012

Carol Loessell, trunk show
Evening Star Quilters, Davison, MI

April 27-28, 2012

Traditions with a Twist Quilt Show, The General Henry Dearborn Quilting Society, Dearborn, MI

April 27-28, 2012

Pass the Tiara - Gardens in Bloom, Quilt Show
Midland Quilters Squared Quilt Guild; Heritage Park, Carriage House, 3200 Cook Rd., Midland, MI

More area quilting events listed at: <http://museum.msu.edu/glqc/onlinenewsletter.html>