



## As the Needle Turns

Guild meetings & Workshops are held at Union Missionary Baptist Church, 500 S. Martin Luther King Jr. Blvd., Lansing, MI

### 2011-2012 Officers

#### President

Jean Kaufmann

#### Vice President

Eileen Gioia

#### Secretary

Chris Yelvington

#### Treasurer

Vernita Dailey



### Inside this issue

President's Message	2
Newsletter Adv. Info.	2
Dolls & Bears	3
2010-2011 Board	3
Retreat	4
Hospice of Lansing	5
Library Report	6-7
Treasurer's Report	7
Easy Charities	8
Birthdays	9
Tiny Treats	10
Fat Chance Themes	11
Chemo Quilts	12
Charity Needs	13
Challenge Quilts	14
Program Survey Results	15
Area Quilting Events	16

### January 19, 2012

Guild Meeting, 7 pm

Sheila DeRose

#### *Trunk Show*

In 1996, Sheila took a class on Japanese Quilting, which began her love affair with Japanese fabric.

#### Workshops

Friday, Jan. 20, 2012

#### *Dragon of the Night*

This is a dramatic 46" x 61" wall hanging with center medallion of the Ishi Guruma (stone cart).

Saturday, Jan. 21, 2012

#### *Ogi Wall hanging*

"Ogi" is the Japanese word for fan, thus the three-fan wall hanging, 17 1/2" x 50". In this workshop, you will learn a simple technique to make no-pin curves.

Kits will be available for both projects (but are not required) at a cost of \$20 to \$25.

Sheila advises members to bring a lunch if they would like to get more work done on their projects. Should be able to finish each wall hanging in the allotted class time.

To see photos of the two projects, go to [www.capitolcityquiltguild.org/programs](http://www.capitolcityquiltguild.org/programs).

Sheila's website address:  
[www.sheiladerosedesigns.com](http://www.sheiladerosedesigns.com)

### March 15, 2012

Guild Meeting, 7 pm

#### *Challenge Quilt Display and Heartwarmers Parade*

### February 16, 2012

Guild Meeting, 7 pm

Deb Karasik

#### *Trunk Show*

Deb is a quilter, teacher and writer living in San Francisco, CA. She has written two books, with a third in the works.

#### Workshops

Friday, Feb. 17, 2012

#### *Look Ma, No Curves!*

Saturday, Feb. 18, 2012,

#### *Batik Wheels 2.0*

For workshop information, please visit  
[www.debkarasik.com](http://www.debkarasik.com)

### April 19, 2012

Guild Meeting, 7 pm

Patti Hempen

#### *Lecture/Trunk Show*

Patti is a National and International quilting instructor, now residing at Canyon Lake, Texas. **Colors**, the brighter the better, are her love.

#### Workshops

Friday, Feb. 20 and Sat. Feb 21, 2012

#### *Serendipity Wedges*

This is a beautiful, large kaleidoscope quilt that takes one to two days to learn.

Skill level for Serendipity Wedges: **Intermediate to advanced**

Visit Patti's website at  
<http://pattihempen.com>

*If you have questions about workshops, please contact our  
Program Chairperson, Claudia Hudson at  
[cdhudson1553@comcast.net](mailto:cdhudson1553@comcast.net)*

## PRESIDENT'S MESSAGE

Happy Holidays to everyone! I want to thank all of you who brought food or money for Foster Community Center last month. My car was full and it took two trips with their dolly to get it all unloaded. Thanks also, to two of our small groups who delivered donations directly to Foster so I didn't have to! We are planning another donation drive and I hope it goes as well as this one did.

As for our other charities, thanks for the pop top tabs, soup labels and Box Tops for Education. This is an easy way to help others. Also, please go online to [www.cahs-lansing.org](http://www.cahs-lansing.org) and vote for the Capital Area Humane Society as directed in the newsletter.

I have heard a lecture by our January 19th speaker, Sheila DeRose. She is very knowledgeable about Japanese fabrics and I now look at them in a whole new light. Please sign up for her class so you can make the project she is designing especially for CCOG. I'm very pleased that our February 17<sup>th</sup> & 18<sup>th</sup> classes offered by Deb Karasik are filling up so well.

The Feb. 24 - 26, 2012 retreat is filled, so get on the waiting list if you haven't already. Last year we had several cancellation openings, so there is a chance you can still attend. It is a fun time to gather with other guild members and see other's projects.

Remember that the Quilt Show Committee is starting to ask for volunteers for our 2013 quilt show, so sign up now and work in the area that you want.

I hope you are luckier than me for the holidays and get a gift that helps you with quilting - or maybe a lifetime supply of fabric! For three holidays, I had a list with the model number and store location for a 1/4" sewing machine foot. I finally bought it for myself! I should have done it sooner.

I hope your New Year's is great, and I'll see you all after the first of the year.

*Jean*

### ***Newsletter and Advertising Information***

► ***As the Needle Turns*** is published 6 times a year in the odd-numbered months. Deadline for submissions is the 1st of all even-numbered months (Feb., Apr., June, Aug., Oct., Dec.) Please e-mail advertisements (in .jpg or MS Word format) and articles to editor Daynell Rose, at [daynell51@att.net](mailto:daynell51@att.net).

► ***Ad sizes and rates*** — We offer three ad sizes as follows:

Business card—\$12—3 1/2" wide x 2" high (horizontal)

Quarter Page—\$18—3 1/2" wide x 4 1/2" high (vertical)

Half Page—\$36—7 1/2" wide x 5" high (horizontal)

(Discount for members: Business card—\$10; Quarter-page—\$15; Half-page—\$30; short blurb—\$3)

► ***Newsletters can now be obtained by email instead of snail mail.*** If interested, please send a request to [membershipchair@capitolcityquiltguild.org](mailto:membershipchair@capitolcityquiltguild.org). Those who still want a hard copy can pick them up at the guild meeting. Any newsletters not picked up will be mailed.

## Cuddlies for Christmas

Once again our guild members have beautifully and creatively dressed dolls and bears (donated by the Salvation Army) for Toys for Tots. These cuddlies are distributed to children who might otherwise not have a gift for Christmas. I'm sure they will be very much enjoyed and loved. The Capitol City Quilt Guild has participated in this program for several years. It was started by Gayle Cain and has been cheerfully continued by the following participants:

Jan Asmann, Jackie Borszich, Ruth Bratzel, Liz Cardinal, Donna Craft, Jean Carlson, Carole Davis, Marilyn Dykman, Deb Feldpausch, Jan Gagliano, Jean Gilbert, Eileen Gioia, Sandy Guild, Barb Hallowick, Claudia Hudson, Barbara Jepson-Taylor, Pat Johnston, Sue Kesti, Sandy Leutscher, Shirley Linn, Laverne McCarthy, Ann Mellen, Mary Jo Mercer, Dianne Moore, Janet Munn, Wilma Rhodes, Margaret Rosenkrans, Marsha Rosenberger, Deb Martens, Carol Schon, Sharon Wexler, Betty Wilson, Chris Yelvington.

I would like to acknowledge that Mary Jo Mercer dressed 24 animals throughout the year and added them to our contribution.

### CCQG Board for 2011-2012

You may email any board member listed below with an asterisk (\*) in front of their name by using the address: [title@capitolcityquiltquil.org](mailto:title@capitolcityquiltquil.org), substituting their specific "title" (without spaces) in the address.

- \*President—Jean Kaufmann
- Past President—Minda Schneider
- \*Vicepresident—Eileen Gioia (pronounced Joy-ah)
- \*Secretary—Chris Yelvington
- \*Treasurer—Vernita Dailey
- Angel Quilt Coordinator—Deb Feldpausch
- Charity Donations—Nancy Van Conant
- Community Coordinator—John Putnam
- Fat Chance—Janet Keesler & Billie Piazza
- Fellowship Blocks — Jane Waligorski & Fran Mort
- Heartwarmers—Sue Ann Cole
- Historian—Ruby Freed
- \*Librarian—Sharon Neuner & Roselyn Chaffin, assistant
- \*Membershipchair—Deb Feldpausch
- \*Newsletter—Daynell Rose & Heather Plaggemars, assistant
- \*Programchair—Claudia Hudson & Rosemary Nester, assistant
- Small Group Coordinators—Deb Martens & Helen Harrison
- \*Webmaster—Linda & Ron Nelson



# *Super Bowl Sale*

Saturday February 4 in **East Lansing** from 10 am-4 pm

## *Hundreds of Sale Items*

- **100% Cottons - 500 Bolts** (in addition to our Secret Stash Fabric) including Benartex, Thimbleberries, Moda and much more - 50% Off
- **Patterns** - Selected patterns 50% or more Off • **Selected Gift Items** - 50% Off
- Pfaff, Husqvarna Viking, Baby Lock Sewing Machines & Cabinets** - new and used, overstock, open boxes, old models, new models, lots of machines and cabinets up to 75% off manufacturer's suggested retail

## *Country Stitches*

2200 Coolidge • East Lansing • (517) 351-2416

Mon, Wed, Thurs, Fri: 10-8 • Tues: 10-6 • Sat: 10-5

## Third Annual CCQG Retreat!

**When:** February 24, 25, 26, 2012 (Friday, Saturday, Sunday)

**Where:** Quality Suites, 901 Delta Commerce Drive, Lansing, MI (N. off Saginaw Hwy. between Creys and Canal Rds. and behind McDonalds. (517) 886-0600)

**Time:** Enter the hotel at Noon on Friday and leave by 3:00 on Sunday

The retreat is filled! But if you're interested in coming, please contact me; I'll add your name to the waiting list in case someone drops out. Email me at [wellsin@msu.edu](mailto:wellsin@msu.edu), or sign up at the guild meeting.

The final cost for the retreat is \$60. If you haven't paid yet, please get your check to me (Linda Wells) ASAP. **Checks should be made out to Capitol City Quilt Guild**. The fee includes facility charge, meals, mystery quilt directions, demonstrations and fun activities.

**BE PREPARED!** I'll have the 1st page of instructions for the Mystery Quilt at the Dec. 15 guild meeting, so that you can get your fabric and start cutting!

**REMINDERS** Once you have checked in, there is a parking lot entrance which you can use for easy loading/unloading on the north side of the building. We will be taking over the entire lower level of the hotel. The large "Square" has plenty of room for all of us to set up comfortably for sewing. Behind the elevators on the same floor is the "Spartan Room" where we will be eating. If you stay at the hotel, there is breakfast provided. Lunch and Dinner is being catered independently.



## SUNBONNET SUES IN CANOES

Visit Hospice of Lansing

### HOL QUILT EXHIBIT XII

By Daisy DeHaven

As many of you know, for many years I've been organizing and hanging a quilt exhibit at the Hospice of Lansing.

This 12<sup>th</sup> Exhibit shows Sunbonnet Sue and other quilts made by and for the **Sunbonnet Sues in Canoes** (SSIC), a small group in the Capitol City Quilt Guild which organized in late 1989. The group was formed when Quilter/Canoeist Valerie Kruger came to the Guild following her 25,000 mile, three-year canoe trip from the Arctic in North America to Cape Horn at the tip of South America with her husband, Verlen Kruger, a renowned local canoeing legend. As a quilter, Valerie had collected fabric along the way and came to the Guild asking for volunteers to help her make a quilt commemorating their canoe trip. The group of quilters who volunteered helped her make not one, but three quilts from her collection of fabrics, then in 1992 traveled to Houston where the two-continent quilts were exhibited at the International Quilt Show. Of course, members of the SSIC had so much fun with this undertaking that 8-10 of them are still meeting several times a month.

Quilts loaned for this exhibit came from SSIC members Jan Gagliano, Daisy DeHaven, Jane Johnson, Mary Hutchins, Gayle Cain, John Putnam (the Sues made an "Overall John" quilt for John's birthday), Edna Eckert, Carol Seamon, Enola Clegg and Irene Blanchard. Enola and Irene have moved away from Lansing but attend the meetings when they are in town.


This *may* be the largest collection of Sunbonnet Sue quilts ever hung together. There are 15 bed-size and large wall quilts hanging (including two Colonial Ladies) and 22 wall quilts of varying patterns and sizes.

**These quilts will be on display until mid-March, 2012 at the Hospice of Lansing Executive Offices at 4052 Legacy Parkway, Suite 200, Lansing, 48911.** The public is invited to visit and view the quilts at any time Monday-Friday, 8:30 am - 5:00 pm, with **No Charge**. I urge you to take time to visit this display.

HOL's Executive Director, Lars Egede-Nissen and his staff are so very pleased with these quilt exhibits and tell us the quilts add so much color, warmth and interest to the conference room walls and the hallways. He says visitors to HOL are always intrigued with the colors and variety of patterns of the quilts.

Veteran "Hanging Gang" helpers Jan Gagliano, Louise Mueller, Teri Nessia, ladder man Harold Whittemore and newcomer Gayle Cain helped hang this lovely 12<sup>th</sup> Exhibit of Quilts. Thanks, everyone – you all know I couldn't do it without you!!

## *New Library Books by Sharon Neuner, librarian*



### **Crazy Quilts**



*Cindy Brick*

Quilt historian Cindy Brick explains how and why Victorians spoke in a symbolic language through their needlework and follows the crazy trend through to its influence on today's quilters. The fascinating story is illustrated with beautifully photographed quilts and ephemera. You'll find basic instructions and quirky vintage motifs.

### **Quilts of the Golden West**

*Cindy Brick*

Explore the rich history of the rush for gold and silver wealth in our western states during the 1800s. Cindy profiles nine brave and daring heroines of the era. Ten quilt patterns are included. Some quilts are designed in the heroines' honor: one version featuring color portraits of each, as well as a red work version. Also find an extensive quilting instruction section, with tips covering everything from washing - or not washing - fabric, to the importance of ironing.



### **French Braid Transformation**


*Jane Hardy Miller*

The author of French Braid Quilts and French Braid Obsession takes the braid in a whole new direction! You'll be inspired by a wide variety of color schemes from neutrals to primaries, and everything in between. Start at the beginning with the traditional version, and work your way through Jane's exciting, modern evolution of this pattern

### **All Star Quilts**

*Helen Frost & Blanche Young*


Based on the 8-pointed LeMoyne star, these quilt projects use the tried-and-true strip-piecing method that Blanche Young originally developed in 1979. The book provides 10 quilt projects based on stars and teaches a strip-piecing method to make stars without having to cut diamonds. Packed with color examples, patterns, and easy step-by-step directions.



## History Repeated

*Betsy Chutchian & Carol Staehle*

Inspired by their love of antique 19th-century quilts, this Texas-based block exchange group recreates these quilted treasures of the past with 1800s reproduction fabrics. The group's co-founders, Betsy Chutchian and Carol Staehle, have assembled a captivating collection of quilts from past block exchanges. Each of the chapters features detailed block instructions that you can easily adapt for your own block exchange as well as one to three setting options for completing your quilts.



## Quilt Retro


*Jenifer Dick*

Inspired by everything from the view out her kitchen window to old quilt patterns to childhood memories, Jenifer Dick takes you on a journey of inspiration and design to create 11 original quilts and projects. She guides you through the quilt design process - from inspiration to completion - encouraging you to make your own choices every step of the way.

## A Baker's Dozen

*Sandy Klop*

Sandy Klop of American Jane presents 13 designs - a Baker's Dozen - to use throughout your kitchen: on the walls, and as table runners too. Many feature Sandy's signature applique designs - several are pieced patterns. All are cheery, bright and just right for this favorite gathering place of every home.



Don't waste your time  
hating failure.  
Failure is a better teacher  
than success.



## Treasurer's Report

Treasurer Vernita Dailey reports  
the following totals as of  
November 30, 2012:

Checking Account: \$12,026.36

Savings Account: \$2,719.37

## Easy Charity Ideas

from Jean Kaufmann

The ***Ronald McDonald House of Mid-Michigan*** is a home-away-from home for the families of seriously ill children who are hospitalized or receiving treatment at Lansing area hospitals and clinics. RMHMM offers an inexpensive, comfortable and private place for families to sleep, eat, and relax.

RMHMM is one of the few organizations (of any kind) nationwide that still collects pop top tabs. We'll soon have a donation box at guild meetings where you can deposit your pop can tabs for RMHMM.

### **eLabels for Education**

Electronically collect 1 point for each participating ***Labels for Education*** product purchased with your shopper card at participating retailers.

**Register**—Create your profile, enter your shopper card number from a participating retailer, and then select the school(s) you would like to support.

**Shop. Swipe. Earn**—Each participating product that you purchase from your favorite participating retailer will earn 1 point that will be automatically credited to your school's ***Labels for Education*** account.

**Redeem**—Your school can redeem points for Free Educational Merchandise.

### **Labels for Education (the original program)**

For more than 38 years, ***Labels for Education*** has been awarding free educational equipment to schools in exchange for proofs of purchase from the Campbell family of brands. You can still clip and save UPCs and beverage caps from participating products. See a complete list of products at [www.labelsforeducation.com](http://www.labelsforeducation.com).

Your school can redeem ***Labels for Education*** points for FREE educational merchandise.

### ***Capital Area Humane Society, 7095 W. Grand River Ave., Lansing, MI, 48906***

Please go online to [www.cahs-lansing.org](http://www.cahs-lansing.org) and click on the purple kitten logo that says "Vote Every Day" and [TheAnimalRescueSite.com](http://TheAnimalRescueSite.com). You will be prompted to Search and Vote for a Shelter. Find Capital Area Humane Society and vote for them! The shelters with the most votes are awarded monetary grants. The current voting round ends at 3 am December 18, 2011. But every day counts and shelters can pull ahead even during the last few days, with enough votes. There will be other voting rounds throughout each year—more chances for your organization to win!



## January and February Birthdays ...

Carol Seamon 1/7  
 Dan Burke 1/9  
 Jan Lee Asmann 1/10  
 Danita Brandt 1/10  
 Marietta Cook 1/11  
 Linda Wells 1/13  
 Tena Schmitt 1/15  
 Janet Keesler 1/17  
 Kyoko Wandell 1/25  
 Roselyn Chaffin 1/28



Rosanne Brouwer 2/1  
 Lonnie Brewer 2/2  
 Betty Wilson 2/2  
 Kathy Booth 2/7  
 Diedra Garlock 2/8  
 Helen Harrison 2/9  
 Tamma Rae Stewart 2/13  
 Jan Babcock 2/14  
 Jean Gilbert 2/14  
 Charlaire Ezell 2/15  
 Marilyn Dykman 2/16  
 Donna Arnold 2/18

### Program Chair Table

Please visit Claudia Hudson, Program Chair and Rosemary Nester, Assistant Program Chair at the table in the front of the room at each guild meeting.

Claudia has put together a beautiful display board with information about upcoming guild programs. Take a look at samples of class projects and sign up!

## BOOK SEARCH

Our President, Jean Kaufmann, is trying to locate two books that are out of print. She can't find them anywhere! Do you know where to find these books? Do you have either of these books that she can borrow? They are:

1. **Gordian Knots** by Mary Whitehead,
2. **An Unusual Lone Star** by Karen Stone.

Please contact Jean if you can help!

Custom Quilts & Sewing Center  
 5676 Okemos Rd., Haslett, MI 48840  
 517-339-7581

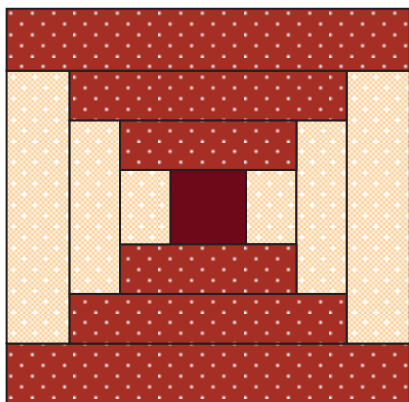
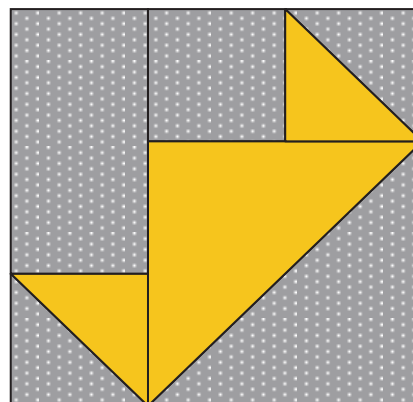
[www.customquiltsinc.com](http://www.customquiltsinc.com) [www.quiltsgalore.com](http://www.quiltsgalore.com)

Mon, Wed, Fri 10-6  
 Tues, Thurs 10-8  
 Sat 10-5  
 Sun Closed

Ethelbird & Eliza  
**KIDS**

Fabric for Babies,  
 Tots and Teens  
 Large Selection Online

**WWW.ethelbird.COM**

**February TINY TREATS****Hearth's Heart****7 1/2" finished / 8" unfinished****For (A): Deep Red****For (B): Cream****For (C): Brown****1) Cut one 2" square of (A).****2) Cut from (B):****Two rectangles 1 1/2" by 2"****Two rectangles 1 1/2" by 4"****Two rectangles 1 1/2" by 6"****3) Cut from (C):****Two rectangles 1 1/2" by 4"****Two rectangles 1 1/2" by 6"****Two rectangles 1 1/2" by 8"****4) Join the 1 1/2" by 2" (B) rectangles to the (A) square; one on each side.****5) Join the 1 1/2" by 4" (C) rectangles on top and bottom of red square row.****6) Join the 1 1/2" by 4" (B) rectangles to either side of the block.****7) Join the 1 1/2" by 6" (C) rectangles on top and bottom of block.****8) Join the 1 1/2" by 6" (B) rectangles on top and bottom of red square row.****9) Join the 1 1/2" by 8" (C) rectangles on top and bottom of red square row.****March TINY TREATS****Queen for a Day****7 1/2" finished / 8" unfinished****For (A): Shiny Gold or Silver or Sparkly Fabric****For (B): Medium Grey****1) Cut one 3" by 6" rectangle from (B).****2) Cut one 3 7/8" square from (B).****3) Cut one 3" square from (B).****4) Cut one 6 7/8" square from (B).****5) Cut one 3 7/8" square from (C).****6) Cut one 6 7/8" square from (C).****7) Make two half square triangle squares using the 3 7/8" squares. There should be two 3" squares.****8) Make two half square triangle squares using the 6 7/8" squares. There should be two 6" squares, but this block will only use one.****9) Join the 3" (B) square to one of the smaller half square triangle squares.****10) Join the previous row to the top of the large half square triangle square as shown.****11) Join the other small half square triangle square to a short end of the (B) rectangle.****12) Join the two rows together as shown.****Half-Square Triangle Instructions****1) Cut squares from the two chosen fabrics that are 7/8" larger than the finished size of the units.****2) Place right sides together with the lighter square on top. Draw a diagonal line on the lighter fabric from one corner to the opposite corner. Stitch 1/4" on each side of the marked line.****3) Cut the triangles apart on the center line and press open. Trim. There will be 2 half square triangles that should measure finished size plus 1/2".**

## Fat Chance Themes for 2011-2012

***Famous Sayings***

Get a chance to increase your fabric “stash” by participating in the **Fat Chance** drawing at every guild meeting. Bring a “fat quarter” (18” x half the width of fabric) of 100% cotton quilting fabric, put your name in the hat, and if it’s drawn, you’ll win up to 25 fat quarters! The more guild members who participate, the more fabric you may win! **Please contribute good quality fabric to the drawing!**

Fabric themes were selected by Janet Keesler and Billie Piazza.

**January 2012** “Aloha” ~ **Tropical plants, scenes, resorts, etc.**

**February 2012** “Skinny as a Rail” ~ **Stripes**

**March 2012** “A Stitch in Time Saves Nine” ~ **Sewing machines, notions, thread, etc.**

**April 2012** “It’s Raining Cats and Dogs” ~ **Cats and/or Dogs**

*Never cherish the worries that meet you  
each day, for the better you treat them,  
the longer they stay.*

*Just put them aside with a smile or a  
song, and something much better will  
hurry along.*



## MAKING A QUILT FOR CANCER PATIENTS

(See **Chemo Lap Quilts** on next page)

by Bobbie Slider

I know we are all very busy this time of year, with Thanksgiving just passed and Christmas zooming toward us. But I ask that you consider making a lap quilt for the many patients at the MSU Breslin Cancer Center.

I addressed the Guild last year in late winter, asking for donations. I have received several from members...**but we need more!** To refresh your memory, I saw a real need for quilts to be given to people receiving chemotherapy. I witnessed how patients became cold while receiving their required medications and they constantly requested heated blankets to ward off the chills during those long hours. For those of us that have been fortunate enough not to have gone through this, it's a several hour ordeal that a patient has to endure 1-5 times a week.

I decided that I would begin making lap quilts for these patients. When I had assembled 22 quilts, I started looking for places to donate them, and remembered the Breslin Cancer Center. I called a friend who had endured chemo treatments there and asked her if she thought that the quilts would be used and appreciated. When she burst into tears, I knew I had found the right place. Two days before Christmas 2009, I hauled my 22 quilts in, complete with their own bags for the patients to take back and forth for their treatments. When I saw the gratitude of these patients, I silently vowed that I would continue this venture and I am proud to say that I have made over 160 quilts to date. I can't describe the feelings, but below are a couple of quotes from recipients.

*"Thank you very much for the lovely blanket. It was such a comfort to receive this on my 1st treatment...continue your wonderful work, providing comfort to those of us who need it so very much".*

*"Your kindness is overwhelming. Thursday I had my first chemo treatment. I felt helpless and a little numb. I was given one of the quilts and a big beautiful note, not to mention the bag. It was so much appreciated".*

I make my quilts around 48" x 60" (with variations depending on pattern), use polyester batting, and back them with warm fleece. I have received several donations of material for this cause but it is dwindling quickly as I make more and more blankets!

That's where you, my fellow guild members come in. If you can find it in your hearts to make just one quilt, think of the warmth you will give to others, and how you would feel if you were ever struck with cancer. I put myself in the place of these patients and it would mean so very much to me to know that someone cared and made my particular grueling treatment go a little easier.

If you would be interested in a small group I would be happy to organize such a group. I would love to see others share my joy in helping someone else and believe me, it is a joy. I've been dubbed with the name, "The Quilt Lady" so I changed my email accordingly.

I would love to hear from you.

Bobbie Slider, [thequiltlady@live.com](mailto:thequiltlady@live.com)

MSU Breslin Cancer Center  
Ingham Regional Medical Center, Greenlawn Campus  
401 W. Greenlawn, Lansing, MI



## CHARITY NEEDS

Capitol City Quilt Guild

Charity Quilt	Description	Contact Person
Heartwarmers	Quilts donated to Lansing area hospitals for chronically ill babies and children, ages newborn to 18. Can be any size and color, tied, hand or machine quilted.	Sue Ann Cole <a href="mailto:sueanncl@yahoo.com">sueanncl@yahoo.com</a> 517-627-9565
Angel Quilts	Small baby quilts, 12-16", given to parents as a keepsake of a premature or newborn child they have lost.	Deb Feldpausch <a href="mailto:feldpauld@email.com">feldpauld@email.com</a> 989-593-3111
Dolls and Bears	Dolls and bears are provided by the Salvation Army, dressed and/or decorated by Guild members, then returned to the Salvation Army. Part of the <u>Toys for Tots</u> program. Provided in September, returned by November.	Chris Yelvington <a href="mailto:chrisyelvington@aol.com">chrisyelvington@aol.com</a> 517-655-3865
Chemo Lap Quilts	Lap quilts provided to <u>Breslin Cancer Center</u> , used to warm patients during chemo treatments. 48x60", polyester batting, backed with fleece. Would appreciate masculine or patriotic quilts for men. Will take donations of finished quilts, just tops, fabric, thread, batting. Bobbie is interested in forming a small group for this project.	Bobbie Slider <a href="mailto:queenbee@acd.net">queenbee@acd.net</a> 989-506-7993
Hospice Quilts	Quilts given to adult hospice patients in the Palliative Care Unit at Sparrow Hospital. They can be any color or pattern, 48x60". The quilts will be given to the families as a keepsake.	Deb Feldpausch <a href="mailto:feldpauld@email.com">feldpauld@email.com</a> 989-593-3111
Miracle Quilts Michigan Project	Quilts for wounded soldiers at Walter Reed Army Medical Center and Bethesda Naval Hospital. Finished quilts or quilt tops of any size that will be completed by a group of quilters from Oxford, Michigan.	Eileen Gioia <a href="mailto:egioia@fnwusers.com">egioia@fnwusers.com</a> 517-223-9746
R. J. Scheffel Memorial Toy Project	Doll quilts for children who are disadvantaged or in crises. Distributed through Salvation Army, Ele's Place, and Sparrow Hospital.	Louise Mueller <a href="mailto:muellerw@comcast.net">muellerw@comcast.net</a> 517-332-5696
VFW National Home for Children—Eaton Rapids	Quilts given to children of veterans—from small children to teenagers.	Sue Ann Cole <a href="mailto:sueanncl@yahoo.com">sueanncl@yahoo.com</a> 517-627-9565

\*All quilts should have a Capitol City Quilt Guild label sewn to the back of them. Labels are available at the guild website, <http://capitolcityquiltguild.org>. Please let the **Charity Coordinator, Nancy Van Conant**, know of quilt and other donations given directly to charities. Those donations made through the coordinators listed above will be reported by them.

## Reminder: 2011-2012 Challenge Quilts are due at the March 15 meeting!

### Theme: *Two-Color Quilts*

Challenge your quilting skills by making a quilt that is limited to two colors. For example, red and white, blue and white, blue and green. Colors include the 12 colors of the color wheel, as well as black and white. Each color may include the pure color as well as the tint, tone and shade of that color. **If you don't want or need a two-color quilt for yourself, make one to donate to heartwarmers**, which will also be displayed at the March guild meeting.

#### Defining Tint, Tone, and Shade

- Add white to a color to create a tint (red and white = pink)
- Add gray to a color, to produce a tone (red and gray = rust)
- Add black to a color to make a shade (red and black = burgundy)

~ Each color may be represented by a single fabric or by many fabrics.

~ Any technique may be used to construct your quilt (pieced, appliquéd, paper pieced, etc.)

~ Your quilt may be any size

Quilts will be displayed for your fellow guild members to admire and to vote for their favorite at the March 15 meeting..

If you have questions, please contact Rosemary Nester, assistant program chair, [nesterr@comcast.net](mailto:nesterr@comcast.net), (517) 669-5742.

# Come Sew With Us

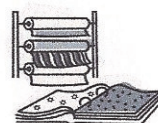
Dear Capitol City Quilt Guild members,

We at Gall Sewing and Vac Centers would like to thank you for your support during 2011. We look forward to continuing to provide for your sewing needs with classes, fabric, notions, sewing machines, and the latest in sewing technology. Here are some special coupons for you to show our appreciation.



*Sewing Notions*  
**25% Off**

Expires 3/31/12 Cannot be combined with any other offer



*Fabric*  
**25 - 40% Off**

Expires 3/31/12 Cannot be combined with any other offer



Stop in and check out our new line of embroidery thread. It's

**NEW**

*Exquisite*  
THREAD!



*Thread*  
**Buy 2 Get 2 FREE**

Expires 3/31/12 Cannot be combined with any other offer



**Grand Rapids**  
3933 Plainfield  
(Across from Long John Silver's)

**616-363-1911**

Toll Free 888-363-1911

**Wyoming**  
5316 Clyde Park Suite E  
(Behind Arnies)

**616-531-4373**

**Muskegon**  
1930 Apple Ave  
(Quarter Apple Mall)

**231-773-8494**

[www.gallsewingvac.com](http://www.gallsewingvac.com)

**Lansing**  
520 Frandor  
(Frandor Mall)

**517-333-0500**

## CCQG 2012-2013 Program Survey Results

At the November Guild meeting, a program survey for next year was distributed. A big THANK YOU to all 74 members who took the time to fill out a survey! Since I am beginning to make more detailed plans for those meetings already scheduled and to schedule programs for the other meetings, I really appreciate the feedback this provided. If you did not get a chance to fill out a survey and would like to, copies of the survey will be at the Vice-president's table and you can turn them in at the program table.

I learned that we are a very diverse group! So, we can't please all of the people all of the time, but we'll strive to do our best. Please feel free to contact me (Rosemary Nester, assistant program chair) with suggestions or questions. Here are a couple of "good news" items based on what I learned from the survey.

Edyta Sitar was suggested by several as a speaker/teacher that you wanted to hear again. The good news is--she is scheduled to be here in August, 2012. Her website is [www.laundrybasketquilts.com](http://www.laundrybasketquilts.com) if you'd like to check out her workshops.

The top "vote getter" in topics of interest was Scrappy Quilts (with color and fun/"out of the box" quilts close behind). You Scrappy Quilt fans will be glad to know that Bonnie Hunter will be our speaker in November, 2012. She is a columnist with Quiltmaker magazine and speaks at many national conferences. In fact, she is so popular that she is booked for over two years. However, she will be in Ann Arbor next November and has agreed to plan her trip to be here for our meeting, then return to do workshops on Sunday and Monday. This will be a little change from the usual schedule but an opportunity for our guild to get a great speaker and share some expenses with another guild. Bonnie's website is [www.quiltville.com](http://www.quiltville.com).

Also, one survey participant made a fantastic suggestion that we establish a "program advisory council" to assist in picking which workshops our speakers would present. I think this is a great idea since we do have many different interests. For example, I learned from the survey that many of you are interested in paper piecing which I personally would never have picked! So, I need a FEW GOOD WOMEN AND MEN to volunteer to be program advisors. This will be mostly done by email and shouldn't take too much of anyone's time. Also for all of you, I have included the websites of upcoming speakers so you can look at their workshop offerings and let me know in advance which ones interest you.

Again, thanks for the information! Rosemary

## What Quilts Are Made Of

Quilts are not just made of old rags found in the attic or cellar, they are a tapestry of history and events. They are, you might say, a type of photo album, to be interpreted by only those who took part in living in those memories. I didn't realize this and never would have except on one cold Sunday afternoon in February, the whole family had the same idea - to camp out in the living room. All of the readily available quilts and blankets were quickly snatched up. So for my comforter, I went to the hall closet, pulling out an old quilt, not knowing the amount of memories and history that was so neatly folded into a square package. I rolled up in it and laid down next to my 14 year old daughter. She looked at it and exclaimed, "That's my old dress! I remember wearing that one, I liked it so much." Before long, we were all picking out swatches. Dresses, shirts and even blankets that brought back all sorts of memories of the past. Things I had forgotten or never knew. Stories from a child's point of view. An unexpected time of remembrance. A time to slip back into our past and relive for a moment the things that bonded us together as a family. So are the threads that bond and sew a family together, like quilts! Little snatches of rags, ripped and torn and stitched with love will give a blanket of warmth all the way to the heart.

by Ron Richter

from <http://golden-nuggets-flbc.blogspot.com>



The Capitol City Quilt Guild meets the third Thursday of each month, 7 pm, at Union Missionary Baptist Church, Lansing, MI

**We're on the Web!**  
<http://capitolcityquiltguild.org>

Capitol City Quilt Guild  
 PO Box 26022  
 Lansing, MI 48909



**Next Newsletter Deadline: December 1, 2011**

### ≈ AREA QUILTING EVENTS ≈

**January 9, 2012**

*Kathy Jolman, trunk show*

Lighthouse Quilt Guild, Grand Haven, MI

[www.lighthousequilters.org](http://www.lighthousequilters.org)

**January 16, 2012**

*Willie Pfeiffer, lecture*

Quilt Guild of Metro Detroit, Harper Woods, MI

**January 19-21, 2012**

*Edyta Sitar, lecture and workshop*

Cameo Quilters, Clawson, MI

**January 20-22, 2012**

*Laura Cater-Woods, lecture and workshops*

Greater Ann Arbor Quilt Guild, Ann Arbor, MI

**January 22, 2012**

*Beth Donaldson, lecture*

Quilters' Tea and Bed Turning

Birmingham Historical Museum & Park

**January 25, 2012**

*Quilt Shop Review*, with Sisters in Quilting, Elaine's Quilty Shop, Mabelena's Quilter's Garden, Christina's Quilt Shop and Tisha's Needle-art Studio  
Evening Star Quilt Guild, Davison, MI

**January 28-March 25, 2012**

*Quilt Art: International Expressions*

Edsel & Eleanor Ford House, 1100 Lake Shore Rd.  
 Grosse Pointe Shores, MI

**February 13, 2012**

*Rhea Mae Hubbel, lecture and trunk show*

Lighthouse Quilt Guild, Grand Haven, MI

**February 24-25, 2012**

*Great Lakes Heritage Quilters Quilt Show*

King's Court Castel, Canterbury Village, 2369 Joslyn Ct., Lake Orion, MI

**February 29 - March 1, 2012**

*Kay Nickols, trunk show and workshop*

Evening Star Quilters, Davison, MI

More area quilting events listed at: <http://museum.msu.edu/glqc/onlinenewsletter.html>