



## As the Needle Turns

Guild meetings & Workshops are held at Union Missionary Baptist Church, 500 S. Martin Luther King Jr. Blvd., Lansing, MI

### 2012-2013 Officers

**President**  
Eileen Gioia

**Vice President**  
Cathy Stewart

**Secretary**  
Chris Yelvington

**Treasurer**  
Julia Oliver



### Inside this issue

<i>President's Message</i>	2
<i>2012-2013 Board</i>	2
<i>Guild Happenings</i>	3
<i>2013 Quilt Show</i>	4
<i>Library Report</i>	5
<i>Fat Chance Themes</i>	5
<i>Ahadi Quilt Project</i>	6
<i>Tiny Treats</i>	7
<i>Area Quilting Events</i>	8

*May 17, 2012*

**Eleanor Levie**  
*Lecture/Trunk Show*  
Quilting Outside the Box

#### **Workshop**

Friday, May 18, 2012

*Stretch-a-Block, Stretch Your Creativity*

Great for using traditional blocks in new ways and "outside the box ideas".

Check out some of Eleanor's fun ideas at

[www.eleanorlevie.com](http://www.eleanorlevie.com)



"Quilting  
Outside the Box"



"Choice Fish"

**When you sign up for a workshop, you must pay at that time.**




**If you cancel your registration for a workshop, there are no refunds!**

If you have questions about workshops, please contact Program Chairperson Rosemary Nester at [nesterr@comcast.net](mailto:nesterr@comcast.net).

*June 21, 2012*

**Dan Burke**  
*Lecture/Trunk Show*  
Fantastically colorful quilts by Dan, some using "BeColourful Quilts" patterns by Jacqueline deJonge.



"Listen With Your Eyes"

#### **Workshops**

Friday, June 22, 2012 and  
Saturday, June 23, 2012

Dan, a paper piecing pro, will be teaching his techniques and coaching us on the creation of "BeColourful Quilts" by Jacqueline deJonge or a paper piecing pattern of your choice. For beginners, Dan recommends Jacqueline's "Jewel" or "Sweet Melody". ("Sweet Melody" comes with foundations—a real timesaver and much easier.) Contact Dan for more information and for pre-cutting instructions if you wish to start cutting before the day of the workshop.

Visit Dan's website:

[www.quiltingbytheriver.com](http://www.quiltingbytheriver.com)

Patterns, kits, and fun extras

### **Newsletter and Advertising Information**

► *As the Needle Turns* is published 6 times a year in the odd-numbered months. Deadline for submissions is the 1st of all even-numbered months (Feb., Apr., June, Aug., Oct., Dec.) Please e-mail advertisements (in .jpg or MS Word format) and articles to editor Deb Martens at [deborah.j.martens@gmail.com](mailto:deborah.j.martens@gmail.com). ► **Ad sizes and rates** — We offer three ad sizes as follows: Business card—\$12—3 1/2" wide x 2" high (horizontal); Quarter Page—\$18—3 1/2" wide x 4 1/2" high (vertical); Half Page—\$36—7 1/2" wide x 5" high (horizontal); (Discount for members: Business card—\$10; Quarter-page—\$15; Half-page—\$30; want ad—\$3)

► **Newsletters are now being emailed to all guild members with an email address.** Those who prefer a paper copy should indicate this on their membership form and pick them up at the guild meeting. Any newsletters not picked up will be mailed.

*July 19, 2012*

Guild garage sale and Member-Vendor night.

Fun shopping!

## PRESIDENT'S MESSAGE

Can you believe another year has gone by already!? Seems like just a few weeks ago I stepped in with Jean as your VP! Now, before I know it, it's my turn to step onstage and try to follow in some tough footsteps. Thank you, Jean, for a great guild year and for your support and encouragement that I can follow behind you. I also thank the past board - what a great group you all were to work with!

Thanks to all of you for supporting me as your President. I'm looking forward to an exciting year as we prepare for our 2013 quilt show. We have such a diverse and talented group of quilters; our show is always the very best in the state! I hope you will all participate in some way and help make it another smashing success! Thanks also to all the volunteers who have stepped up to make this year's board. We will help and support each other to bring another informative, inspiring and fun year to our guild. I look forward to getting to know each one of you better.

So, as we begin another year, I will do my best for you. Please forgive my nerves and the evil fairy that steals your name off the tip of my tongue. Don't hesitate to contact me with questions, concerns or ideas. Remember, all of you are always welcome at the board meetings and we'd love to see you there.

Happy Spring! See you at guild!

Eileen Gioia

### CCQG Board for 2012-2013

You may email any board member listed below with an asterisk (\*) in front of their name by using the address: [title@capitolcityquiltquil.org](mailto:title@capitolcityquiltquil.org), substituting their specific "title" (without spaces) in the address.

- \*President—Eileen Gioia (pronounced Joy-ah)
- Past President—Jean Kaufmann
- \*Vice President—Cathy Stewart
- \*Secretary—Chris Yelvington
- \*Treasurer—Julia Oliver
- Angel Quilt and Hospice Coordinator—Deb Feldpausch
- Charity Coordinator—Nancy Van Conant
- Community Coordinator—John Putnam
- Fat Chance—Janet Keesler & Billie Piazza
- Tiny Treats Blocks — Ellen Mills and Wilma Rhodes
- Heartwarmers—Shawn Witherspoon
- Historian—Ruby Freed
- \*Librarian—Roselyn Chaffin
- \*Membership —Sharon Wexler, Chair & Sharon Neuner, assistant
- \*Newsletter—Deb Martens, Editor
- Newsletter assistants—Susan Merkle, Advertising and Jean Carlson, Distribution
- \*Programs —Rosemary Nester, Chair & John Putnam, assistant
- Small Group Coordinator—Helen Harrison
- \*Webmaster—Linda & Ron Nelson

### A Message from the Outgoing President

When I wrote my last 'President's letter', I didn't realize that it would be my last. My, how time flies. But I have been allowed to write again to thank you all for helping make my year a good one. You have all been so kind and helpful and understanding. I was very nervous when I took over, but the worry was for nothing because you helped me enjoy my job. Thanks again for being patient with me and for all the good suggestions I received.

Jean Kaufmann

### Open Board Position

We are still looking for a person to fill the position of Assistant Library Chair. If you are willing to volunteer, please contact President Eileen Gioia.

### Treasurer's Report

Treasurer Vernita Dailey reports the following totals as of

March, 2012:

Checking: \$7,135.99

Savings: \$2,719.72

## 2012 Guild Challenge—Two-Color Quilts


The theme for the annual guild challenge was Two-Color quilts. Members had been working on their challenge entries since last fall, and the challenge culminated in the display of 23 two-color quilts at the March guild meeting.

Carole Davis took first prize with her beautiful red and white feathered star sampler. Second place went to Marsha Rosenberger for her blue and white combination of stars and churn dash blocks. The third place ribbon was won by Kelly Sattler, for her original variation of a storm-at-sea layout in blue and white.

Red and white and blue and white were the most popular two-color combinations chosen by our members, but there were also some quilts in black and white, purple and green, pink and black, grey and red, blue and green, blue and yellow, black and tan, green and yellow, pink and white, and purple and white. Thank you to Rosemary Nester for organizing a fun challenge!

See photos of the challenge quilts, as well as other quilts shown at show and tell time, at our guild's website. Thank you to John Putnam for continuing to photograph our members' work.

**One Fish, Two Fish,  
See Fish,  
Sew Fish!**



With over 80 ladies attending, the 2012 National Quilting Day was a wonderful success! As usual there was a wide variety of projects being worked on . . . hand sewing and quilting were represented, as well as many beautiful quilts and crafts in various stages of progress. The participation in the blotto block challenge was unbelievable with 62 blocks being submitted for the drawing. We were able to give out five sets of blotto blocks along with two yards of fabric to each blotto

block winner! We will certainly be looking forward to some delightful fish quilts sometime in the future! The winners were Kyoko Wandell, Barb Srivastava, Sally Boron, Jean Carlson, and Carol Wyskowski.

Quilters were greeted at the registration/welcome table and each lady, as she entered, got a name tag, a scoop of goldfish crackers, some gummy worms, and a their name dropped into the fishbowl for the door prize drawings. Door prizes were awarded to Sue Boven, Jill Coley, Janice Koenigknecht, Kay Parkhouse, and Yasmin Qayyum. An abundance of goodies were brought in to grace the snack tables which we all enjoyed very much. Of course we knew that our quilters would do their best to support the food bank and you did not disappoint! We saw cart after cart of canned goods and personal items being wheeled away . . . especially in these times of greater need, we know that your efforts will be well appreciated!

Participants enjoyed shopping at our vendor for the day, Creative Quilt Kits of Brighton. The ladies from the shop brought lots of goodies, including specials and sale items. They also awarded door prizes. Gifts were won by Liz Cardinal and Lori Olgine.

Eileen Gioia gave a fun presentation on fabric and paper beads and then spent most of the day at the make-it and take-it table so that we could all have a go at making some for ourselves to take home. Hmmm, maybe we will be seeing some of those fabric beads in quilts at our quilt show next year? Our second presentation was on wrapped and coiled cloth baskets. Cathy Stewart gave a demonstration on how to wrap the strips of fabric around the clothesline and offered some tips that she has used to make the process go quickly. She also did a demonstration with her very stubborn sewing machine on how to actually sew the wrapped clothesline together to create a curved-side basket. There were several different clothesline brands and sizes available for comparison. Cathy has posted links to resources and tutorials about the baskets on the guild's web page.

Thanks are due to the members of the Quilters Anonymous small group, who have helped make National Quilting Day a success for the past three years! It is now time to "pass on the baton" and welcome another small group or an individual who would like to volunteer to organize the NQD festivities for 2013. Please let us know of your interest so that we can share some of the "wisdom" we have acquired during our tenure in doing our best to make National Quilting Day a success every year!

Submitted by Cathy Stewart

## Third Annual CCQG Winter Retreat – February 2012

With what appears to be a Michigan winter trend, a snow storm arrived just in time for the retreat. Everyone was able to get to the retreat and back home safe and sound – thank goodness!

There were 70 participants for the weekend, with over half spending the nights at the hotel. Many, many new and unfinished objects were completed. Over 100 charity blocks were also completed. The Rejects small group has graciously offered to put these together, so keep watching at the guild meeting to see your blocks in finished quilt tops!

The retreat is being planned again for next February. Sign-up will begin in October. Thank you everyone for making the retreat so much fun.

Submitted by Linda Wells

[Editors note: I know I speak for all when I say thank you to Linda and bravo for a great job organizing and hosting the retreat. We had great fun, great food, and lots of sewing!]

## National Quilting Day—March 17, 2012

### Going to Pieces: Capitol City Quilt Guild's 2013 Quilt Show

#### Message from the Quilt Show Co-Chairs:

We are in need of two more committee chairpersons: One to organize the "Quilts to Go" Booth, where guild members are able to sell their quilts, and one to arrange for teachers to put on ½ day classes. If we do not have chairs for these two areas, these events will NOT occur. Please contact Dan Burke or Linda Wells if you are at all interested. Even if one person is not interested in taking one of these obligations on, you and a friend could co-chair the position.

We have made a decision about our quilt show's special attraction project (similar to the bug cover from last time). Remember matching up pairs of objects in the kids' card game "Memory"? We hope that every guild member would participate by making a pair of 8" finished size quilted squares for a quilted Memory game. We feel that sets of 30 pairs of blocks would make one full game. If all members of the guild make a pair of matching blocks, quilted, we could easily create 6-7 game sets, enabling us to donate to multiple organizations around the Lansing area! These could go to nursing homes, children's homes, shelters, etc. We are excited by the possibility of being able to spread our quilted items to so many locations to the benefit of so many! There will be kits available, supplying you with backing fabric and binding for a pair of blocks. These blocks can be appliquéd with the same design/figure, or made into matching pieced quilt blocks. They do have to be identical blocks.

Keep watching your newsletter for updates on how the planning is going!

Linda Wells and Dan Burke

#### Quilt Show Boutique

Let's all get a head start creating for our Boutique. The booth will only be selling hand-made sewn items. If everyone in the guild will just make one small item, our booth will be full.

The items are to be made with a sale price of \$25 or less. Try to keep the items small and at a reasonable price. If you have larger items they can be donated to the silent auction.

Some suggestions for items are as follows:

- Pincushions
- Place mats
- Table runners
- Tote bags
- Coasters
- Handbags
- Change purses & small bags
- Aprons
- Etc.

Be creative in your sewing and remember to make something that you would like to purchase.

Our goal is to have several sew days for all of us to come and create. Look for further information in our newsletters in the near future.

Thanks to all of you and if you have any questions or ideas, please feel free to contact Vernita Dailey.

#### Silent Auction

Our 2013 Quilt Show is only 13 months away! Time to start a project for the Silent Auction. The chairpersons for this event are Danita Brandt and Arlene Telesz.


Donations are not limited to quilts. Items that could be auctioned include: quilted items including wall hangings, table runners or toppers, pot holders, placemats, bibs, Christmas stockings, purses, or tote bags; embellished items like t-shirts, sweatshirts, or towels; sewn items like aprons, pillow cases, dolls, or pillows; other handmade items like baskets, jewelry or doilies; services like long arm quilting.

Large quilts (lap size or larger) do not tend to obtain bids that match their true worth. If you wish to donate a larger quilt, consider adding it to the Raffle Quilts. The most profitable quilts tend to be wall hangings or baby quilts no larger than 45 inches by 45 inches.

Use your imagination! Find some old orphan blocks and turn them into a tote bag or potholders. Get out those UFOs. We appreciate donations of any items.

Next Quilt Show Planning Meeting: Thursday, May 31, 2012 at 7:00 pm at the home of Sharon Wexler.


## New Library Books by Sharon Neuner, librarian



### Quilt Mavens

Deb Karasik and Janet Mednick


A gift from our recent guest speaker. The instructions for Perfect Paper Piecing are given in detail and generously illustrated in photos. Plus, the accompanying pattern CD contains all patterns at full size, allowing you to print as many as you need, without worrying about distortion from the copy machine.



### Skinny Quilts & Table Runners

Eleanor Levie


Eleanor Levie (our May speaker) has collected projects from 15 designers that will give you some ideas. Different techniques include reverse applique from Linda Pool, circular couching from Carol Taylor, log cabin blocks from Marti Michell, crazy quilt patches and fantasy flowers from Yvonne Porcella, layered landscapes from Karen Eckmeier and a wool felt project.



### Lively Little Folk-Art Quilts

Gwen Marston

This book offers a bundle of great small quilts that are perfect for beginners studying on their own or in classes. Full-size patterns and crystal-clear directions make it easy to learn traditional patchwork and applique methods and create cheerful folk-art mini-quilts. Each finished quilt measures eighteen by twenty inches, the perfect size for display or to adorn the bed of any fortunate eighteen-inch doll.



### Prairie Children and Their Quilts

Kathleen Tracy

Inspired by actual children's diaries from the American frontier, this follow-up to the bestseller American Doll Quilts explores the origins of doll quilts made during the era. Quilters can stitch small, antique-style projects as they read about the lives of pioneer children and their families. Fourteen patterns spotlight popular quilt designs from the nineteenth century. See vintage photos of prairie children, and read actual diary entries from children who traveled with their parents to settle in the West.

#### 2012-2013 Fat Chance Themes Famous Songs with Fabric Colors

May	Pink Cadillac (Bruce Springsteen)	Pink Fabrics
June	Purple Rain (Prince)	Purple Fabrics
July	Red River Valley (Marty Robbins)	Red Fabrics
August	The Yellow Rose of Texas (Mitch Miller)	Yellow Fabrics
September	Little Brown Jug (Glenn Miller)	Brown Fabrics
October	That Old Black Magic (Ella Fitzgerald)	Black Fabrics
November	Orange Crush (R.E.M.)	Orange Fabrics
December	Silver Bells (Bing Crosby)	Silver Fabrics
January	Nights in White Satin (Moody Blues)	White Fabrics
February	Touch of Grey (Grateful Dead)	Grey Fabrics
March	Blue Moon of Kentucky (Bill Monroe)	Blue Fabrics
April	Green, Green Grass of Home (Tom Jones)	Green Fabrics

Submitted by Janet Keesler and Billie Piazza

**Ahadi Quilt Project Update**

The Advocacy Project is a non-profit human rights organization in Washington, D.C. that "helps marginalized communities tell their story, claim their rights, and produce social change." The Advocacy Project recruits graduate students to volunteer around the world as Peace Fellows to work with partner organizations. Silvie Bisangwa, a law school graduate at the University of Wisconsin, was a Peace Fellow in the DRC (Congo). Silvie and Ned Meerdink, a volunteer at SOSFED (human rights non-profit organization), organized women to embroider panels to tell their stories and advocate against violence toward women. Ros Meerdink, Ned's sister, worked with Janet Munn at MSU and knew Janet was a member of the Capitol City Quilt Guild. Ros and Janet asked then-guild president Minda Schneider if the Guild would be interested in making three quilts using the embroidered panels from the Congo. The quilts were to become part of the "Ahadi Quilt Project". Ahadi means promise in Swahili. Minda Schneider, Barbara Jepson-Taylor, Sue Kesti, Janet Munn, and Ros Meerdink made three quilt tops that were quilted by Coreen Strazalka; another three quilts were made by the Faithful Circle Guild in Baltimore, Maryland. All six quilts were sent to The Advocacy Project in Washington, D.C. The quilts have been displayed around the world, including at the United Nations Human Rights Council at The Hague in Geneva, Switzerland; at the Institute for Foreign Cultural Relations in Berlin, Germany; at Georgetown University in Washington, DC.; and currently at the United Nations in New York City. Learn more at [www.advocacynet.org](http://www.advocacynet.org).

Submitted by Janet L. Munn

# Ethelbird & Eliza KIDS

Fabric for Babies,  
Tots and Teens  
Large Selection Online

**WWW.ethelbird.COM**

**For Sale:**

Little Gracie machine quilting frame. Has upgraded metal carriage. Purchased new - only practiced on it once. Includes canvas leaders. \$395. Helen Harrison 517-896-4801

**Attention Quilters' Treasure Aficionados**

The Quilters' Treasure table will be packed up and leaving guild meetings by 8:30 p.m. This is necessary due to home obligations. I apologize for the inconvenience. Please visit the table before the meeting and during break.

Billie Piazza

**Coupon**  
**1/2 Off**  
**One**  
**Class**

Limit one per person.  
Coupon Good through  
Classes on June 16, 2012

**Don't Miss Out:**  
Get Coupons, Updates,  
Special Invitations,  
Our Weekly Hot Sheet  
& more.

Sign up for a  
free subscription

[stitches@countrystitches.com](mailto:stitches@countrystitches.com)

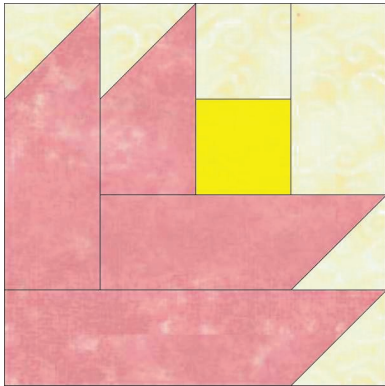
**Country Stitches** 

2200 Coolidge • East Lansing  
(517) 351-2416

Mon, Wed, Thurs, Fri: 10-8  
Tues: 10-6 • Sat: 10-5

1965 Boardman Road • Jackson  
(517) 782-7100

Mon: 10-7 • Tues, Thurs, Fri: 10-6 • Sat: 10-5  
Wed and Sun: Closed

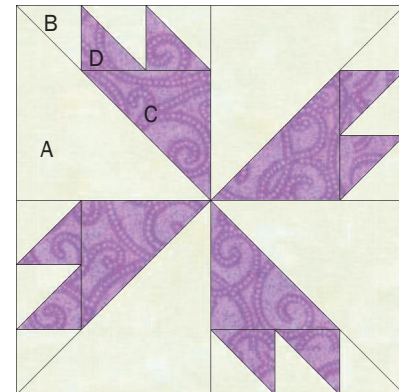
**June TINY TREATS****Rosebud****10" finished / 10½" unfinished**

Choose a print/colored fabric that is suitable for a flower.

Print/Color: 1 - 3" x 10½", 2 - 3" x 8", and 1 - 3" x 5½"  
 Yellow 1 - 3" square

White: 5 - 3" squares and 1- 3" x 5½"

- Draw a diagonal line on 4 of the white squares.
  - Sew a white square on the 10½" colored strip and another square on one of the 8" colored strips.
  - Sew on the line you drew on the white square. Refer to the picture for the direction of the angle.
  - Sew the additional 2 white marked squares to the other 8" colored strip and the 5½" colored strip. Refer to the picture for the direction of the angle.
  - Sew the last white square to the left of the yellow square (white /yellow strip).
  - Sew the white 5½" strip to the top of the white/yellow strip.
  - Sew the 5½" colored strip to the bottom of the white/yellow strip.
  - Refer to the picture to determine the angle is in the right direction.
  - Sew the 8" strip to the right then the other 8" strip to the bottom.
  - Sew the 10½" onto the right.
- Your block should measure 10½" square unfinished.

**July TINY TREATS****Baby Rose****12" finished / 12½" unfinished**

For (A) and (B): Light Fabrics  
 For (C) and (D): Flower Fabrics

- From light fabric A: cut two 6 7/8" squares. Cut each square on the diagonal. Total 4 half square triangles
- From light fabric B: cut six 2 7/8" squares. Cut each square on the diagonal. Total 12 half square triangles.
- From flower fabric C: cut two 4 7/8" squares. Cut each square on the diagonal. Total 4 half square triangles.
- From flower fabric D: cut four 2 7/8" squares. Cut each square on the diagonal. Total 8 half square triangles
- Sew one B&D half square triangle together to make a square. Sew 7 more B & D half square triangles together to make a total of 8 half square blocks.
- Sew two B & D blocks together to make 1 set.
- Sew 3 more two B&D blocks together for a total of 4 BD sets.
- Sew one B half square triangle to the end of each BD set. Total 4 sets.
- Next sew one flower C half square triangle to bottom of each B, BD unit. This will form a half square triangle.
- Next sew one light A triangle to the diagonal side of the previous pieced triangle. This will form a square. Do the same for the last 3 pieced triangles. Total 4 blocks.
- See diagram to sew four blocks together to make one 12½" block.



The Capitol City Quilt Guild meets the third Thursday of each month, 7 pm, at Union Missionary Baptist Church, Lansing, MI

**We're on the Web!**  
<http://capitolcityquiltguild.org>

Capitol City Quilt Guild  
 PO Box 26022  
 Lansing, MI 48909



**Next Newsletter Deadline: June 1, 2012**

≈ AREA QUILTING EVENTS ≈

**May 18-20, 2012**

Barb Kilbourn, lecture and workshops  
[Greater Ann Arbor Quilt Guild](#), Ann Arbor, MI

**May 19-20, 2012**

[Lansing Area Patchers](#) Quilt Show  
 Causeway Bay Hotel, Lansing, MI

**May 30-31, 2012**

[Karen Kay Buckley](#), lecture and workshop  
[Evening Star Quilters](#), Davison, MI

**June 3 - September 23, 2012**

[Patterns of Inquiry](#) Exhibit  
 Michigan State University Museum, East Lansing, MI

**June 11, 2012**

Sue Line, Postcards  
[Lighthouse Quilt Guild](#), Grand Haven, MI

**June 15, 2012**

Virginia Anderson and April Yorks, trunk show  
[Genesee Star Quilters](#), Flint, MI

**June 24-25, 2012**

"Stars Over Petoskey" Quilt Show  
 Middle School Petoskey, Petoskey, MI  
 Contact: Judy O'Brien, [tobjob@tir.com](mailto:tobjob@tir.com)

**June 27, 2012**

Mary Seymour, trunk show  
[Evening Star Quilters](#), Davison, MI

**July 9, 2012**

Ann Armour, lecture and trunk show  
[Lighthouse Quilt Guild](#), Grand Haven, MI

**July 25-26, 2012**

[Patsy Thompson](#), trunk show and workshop  
[Evening Star Quilters](#), Davison, MI

**July 27-28, 2012**

[Lighthouse Quilt Guild](#), Quilt Show  
 St. Patrick's Catholic Church, 901 Columbus, Grand Haven, MI

**July 28-29, 2012**

Celebrating the Quilt, "Passing the Legacy" quilt show  
[Greater Ann Arbor Quilt Guild](#)  
 Morris J. Lawrence Bldg., Washtenaw Community College,  
 4800 E. Huron River Drive, Ann Arbor, MI

**August 22-25, 2012**

[American Quilters Society Show](#)  
 DeVos Convention Center, Grand Rapids, MI

More area quilting events listed at: <http://museum.msu.edu/glqc/onlinenewsletter.html>