



## As the Needle Turns

Guild meetings & Workshops are held at Union Missionary Baptist Church, 500 S. Martin Luther King Jr. Blvd., Lansing, MI

### 2010-2011 Officers

**President**  
Minda Schneider

**Vice President**  
Jean Kaufmann

**Secretary**  
Linda Wells

**Treasurer**  
Vernita Dailey

### Inside this issue

President's Message	2
Newsletter Info/Ad rates	2
Board Meeting Dates	3
2010-11 Board Members	3
Upcoming Programs	4
Birthdays	5
2010 Fat Chance Themes	5
Fellowship Blocks	6-7
Quilt Show Info.	8
Beginners Corner	9
Charity Projects	9
Library News	10
CCQG Winter Retreat	11
Area Quilting Events	12

[www.capitolcityquiltguild.org](http://www.capitolcityquiltguild.org)

### September 2010

**Amy Davidson**  
Thursday, September 16, 2010  
Guild Meeting 7:00 pm  
Lecture

#### *Why Doesn't Mine Look Like Yours?*

Let's look at all the reasons why blocks don't measure correctly, quilts don't lay flat and borders are ruffled, just to name a few. Lots of tips & lots of humor.

#### Workshops

Friday, Sept. 17—*Appliqué the Amy Way*  
- how to turn those edges smoothly

With this method, you CAN do appliqué. Your edges will be smooth and secure and you won't lose your mind! Get ready to show off your new skill!

Saturday, Sept. 18—*Hip to Bee Square*

Everybody loves this quilt. Fast & easy—good for beginners. Made with Fat Quarters.

For more information, visit Amy's website:  
[www.humblebeequiltworks.com](http://www.humblebeequiltworks.com)

#### Other September Guild Happenings

**Heartwarmers Parade**

**Vendor:**  
**Wendy's Simple Stitches Quilt**  
Howell, MI

### October 2010

**Cathy Geier**  
Thursday, October 21, 2010  
Guild Meeting 7:00 pm  
Lecture and Trunk Show

#### *Creating Successful Landscape Quilts*

Tips and tricks for designing successful landscapes, drafting patterns on graph paper, sources of inspiration, & types of fabrics to choose. A brief overview of Cathy's new technique using tear-away stabilizer.

#### Workshops

Friday, Oct. 22, 2010 - *Forest Scenes*

Choose one of 3 kits. Create a natural foreground, cut out realistically shaped tree trunks, foliage, branches & saplings on a whole-cloth background. Using a glue stick, create a small forest scene. Shade objects with dye markers & pastels creating 3-dimensional effects. Markers & pastels supplied. Kits required, ranging from \$17-20.

Saturday, Oct. 23, 2010 — *Watercolor Landscape Quilts - Made Easy!*

Choose one of 3 kits. Design & sew a small landscape scene, & learn to blend prints. Use tear-away foundation to sew quilt top together, by drafting pattern directly onto the foundation & using foundation piecing and folding/sewing along grid lines. Will nearly finish sewing by the end of the day. Kits include all fabrics & the foundation.

For more information, visit Cathy's website:  
[www.cathygeier.com](http://www.cathygeier.com)

*\*If you want to register for a class, or have questions, e-mail Lorelei Olginé at [loriandtib@aol.com](mailto:loriandtib@aol.com) \**

## PRESIDENT'S MESSAGE

The year is flying by so fast. Once again the kids are heading back to school and the holidays are right around the corner. Where did summer go? Soon the crisp air of fall will arrive. As we all work on our fall calendars remember to check the guild calendar. We have several exciting lectures and workshops planned. Hopefully you'll have space to work them in to your busy schedules.

We are having a very positive response to the suggestion box. Your ideas and suggestions have been presented to the board and because of them, I'm excited about the direction this guild is heading. Please keep the suggestions coming. The box will be on the Vice President's table at every meeting.

Several people have asked about small groups, what they are and how to join one. Small groups are an extension of the large guild, composed of members who share a common interest, such as appliqué, paper-piecing, scrap quilts or just friendship. Each group sets their own meeting place, time and goals. We have several groups open to members, so please see me to find out more.

You may even want to start a new group and be looking for members to join you. If so, please let us know so we may help you. I can't stress enough the importance of these groups, whether it be the friendship and support they provide or the amount of knowledge and experience they provide. We wouldn't, as a whole, be as successful as we are without each small group. **At this time, we are in need of a small group coordinator, so please consider volunteering for this important position.**

In closing please remember:

1. Check the upcoming calendar
2. Keep the suggestions coming
3. You are always welcome at Board Meetings

Let's all have a wonderful fall and I look forward to the next meeting with all of you.

*Minda*

### ***Newsletter and Advertising Information***

► **As the Needle Turns** is published 6 times a year in the odd-numbered months. Deadline for submissions is the 1st of all even-numbered months (Feb., Apr., June, Aug., Oct., Dec.) Please e-mail advertisements (in Word format) and articles to editor Daynell Rose, at [daynell51@att.net](mailto:daynell51@att.net).

► **Advertising rates:** Business card—\$12.00; Quarter-page—\$18.00; Half-page—\$36  
(Discount for members: Business card—\$10.00; Quarter-page—\$15.00; Half-page—\$30)  
Want ads: \$12.00 for non-members; \$3.00 for members

► **Newsletters will be labeled** and brought to the guild meeting the month before the publication date. Members are asked to pick up their newsletter at the meeting. Any newsletters not picked up will be mailed. This will save our guild money on postage costs and provide information to members in a more timely manner.

► **If you wish to receive** a printed newsletter and do not receive one, contact Membership Chair Deb Feldpausch at [feldpaud@email.com](mailto:feldpaud@email.com). If you would like to receive the newsletter by e-mail, send request to Guild Secretary Linda Wells at [secretary@capitolcityquiltguild.org](mailto:secretary@capitolcityquiltguild.org).

*There's only one...*

- Quilting 12,000+ Bolts
- Fashion of Fabric in
- Bridal Stock

Every Major Manufacturer  
And More Represented



**300 S Van Buren St**  
**Shipshewana, IN 46565**  
**(260) 768-4887**  
**Mon. - Sat. 8 am -5:30 pm**  
**Closed on Sunday**

**Silk • Velvet • Wool • Linen • Denim**

**Quilting Supplies & Kits - Notions - Patterns - Books**

**[www.YoderDepartmentStore.com](http://www.YoderDepartmentStore.com)**

***All guild members are welcome!***

2010—2011 Board Meetings

The CCQG Board Meetings for FY 2010—2011 will be held on the first Wednesday of the month at the Foster Community Center, 200 N. Foster Ave., Room 209, Lansing, MI.

**2010**

September 1  
October 6  
November 3  
December 1

**2011**

January 5  
February 2  
March 2  
April 6

**CCQG 2010—2011 Board**

You may email any board member listed below with an asterisk (\*) in front of their name by using the address: "[title](mailto:title@capitolcityquiltguild.org)"@capitolcityquiltguild.org, substituting their specific "title" (without spaces) in the address.

\*President — Minda Schneider

Past President—Dan Burke

\*VicePresident — Jean Kaufmann

\*Treasurer — Vernita Dailey

\*Secretary — Linda Wells

\*Membershipchair — Deb Feldpausch

\*Programchair — Lori Olgine

Assistant Program Chair — Claudia Hudson

\*Webmaster — Kelly Sattler

\*Newsletter — Daynell Rose

\*Librarian — Sharon Neuner

Historian — Ruby Freed

Fellowship Blocks — Jane Waligorski & Fran Mort

Fat Chance — Shirley Linn

# Upcoming Programs

November 18, 2010 Guild Meeting  
Charity Auction

January 20, 2011 Guild Meeting

Lecture by

Nancy Roelfsema

*My Quilts and Me*

## Workshops

Friday, Jan. 21, 2011

*Lone Star*

Saturday, Jan. 22, 2011

*New York Beauty*

December 16, 2010 Guild Meeting  
Small Groups Presentation &  
Christmas Party

February 17, 2011 Guild Meeting

Lecture by

Jenny Raymond

*Stars that Snap, Crackle & Pop*

Let Jenny help you discover dynamic use of fabric, color and design to create spectacular star blocks and use them in your quilts.

## Workshops

Friday, Feb. 18, 2011

### *Kaleidoscope Stars*

Design, use of fabric design & color, machine piecing & demonstration.

Do you remember when you were a child and enjoyed looking through a kaleidoscope? With each turn there was a new and beautiful site to behold. In this workshop you'll create your own "site to behold", gorgeous kaleidoscope stars. This is a fun class for the intermediate + quilter.



Saturday, Feb. 19, 2011

### *Magic Machine Appliqué*

Machine appliqué, thread painting and stitching

Explore the use of fabric, color & design to create machine appliqué tulips embellished with thread painting, and a unique appliqué stitch. Magically add butterflies and more to your finished piece.



For more information, visit Jenny's website,  
[www.jennyraymond.com](http://www.jennyraymond.com)

## **Remember!**

Every time you sign up and attend a workshop, your name will be put in a drawing for a chance to win a free class in the future!

The cost of workshops is \$35 for guild members, \$45 for non-members.

*I cannot count my day complete  
'Til needle, thread and fabric meet*





## FOR SALE

Janome felting machine. Never used - no space and no time. Comes with instructional DVD, along with general instructions. Unpacked but still in the box. Phone 517-676-4509 or e-mail [davisma1@sbcglobal.net](mailto:davisma1@sbcglobal.net). \$150.00 or best offer.

***And a Happy Birthday to...***

Marlene Cosgrove	9/6
Mary Harvey	9/8
Geri Caruso	9/9
Londa Meier	9/14
Carol Holm	9/15
Claudia Hudson	9/20
Carol Lau	9/20
Alicia DeBello	9/22
Sue Ann Cole	9/25
Laura Broughan	9/26
Kelly Sattler	9/26
Cyndi Pearson	9/27
Kathy Schaudé	9/29
Carolyn Solomon	10/6
Mary Ann Davis	10/8
Eileen Gioia	10/9
Fran Mort	10/9
Mark Ritzenhein	10/18
Coreen Strzalka	10/20
Jan Peterson	10/23
Lynn Richardson	10/31

**Custom Quilts & Sewing Center**

5676 Okemos Rd., Haslett, MI 48840

517-339-7581

[www.customquiltsinc.com](http://www.customquiltsinc.com)

[www.quiltsgalore.com](http://www.quiltsgalore.com)

Mon, Wed, Fri. 10-6

Tues, Thurs. 10-8

Sat. 10-5 Closed Sundays

Starting September 1st, look for our new website [www.quiltsgalore.com](http://www.quiltsgalore.com). Our newsletter and class listing will be easily accessible and all the information you need to know about our shop will be right there!

Visit our skinny bolt rack in the front of the store and save 30% off these great fabrics.

Stop in on Tuesday, be the first one to buy fabric from a new bolt and get 35% off your first cut. For the rest of the day, everyone will get 30% off that fabric.

Save 20% off rotary cutters and blades for the month of September.

Show your CCQG guild membership card to receive 10% off your purchase.

Thank you to all who donated to the ALS Quilt Campaign. We appreciate your dedication to those in need.

Don't forget to pick up your block-of-the-month blocks. This year's program is ***Feathered Friends***.

**"Fat Chance" Themes for 2010-2011**

Get a chance to increase your fabric "stash" by participating in the "Fat Chance" drawing at every guild meeting. Bring a "fat quarter" of 100% cotton quilting fabric, put your name in the hat, and if it's drawn, you'll win up to 25 fat quarters!

September 2010 - Fruit Prints

October 2010 - Fall colors and themes

November 2010 - 1930 Reproduction fabrics

December 2010 - Christmas Prints

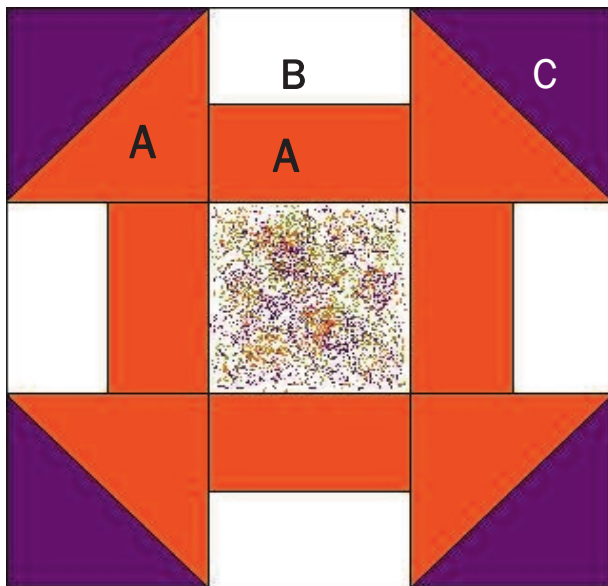
January 2011 - Reminds-you-of-Mexico fabrics

February 2011 - Shades of Purple

March 2011 - Bright Multi-color fabrics

April 2011 - Butterfly fabrics

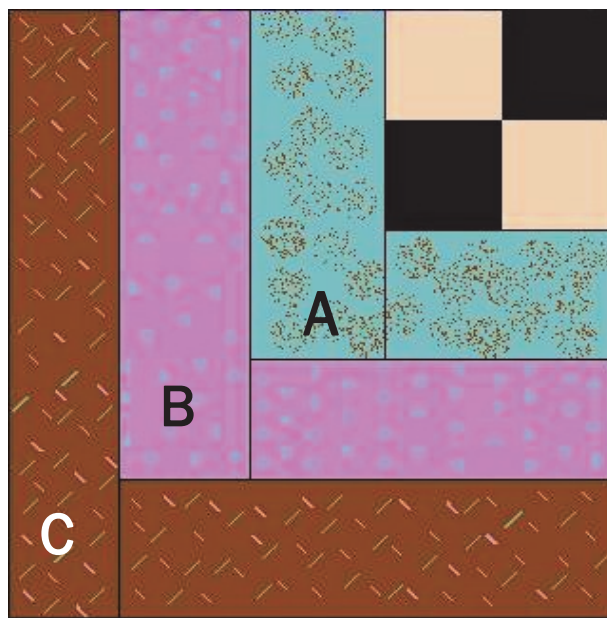
**FELLOWSHIP BLOCKS**  
**October 2010**  
**Halloween Monkey Wrench**  
**12" finished / 12  $\frac{1}{2}$ " raw**



Use Halloween colors:

(A) orange (B) white (C) black or purple

- 1) Cut 4  $\frac{1}{2}$  inch center square from (C) or for extra oomph, fussy cut out of Halloween fabric
- 2) Cut 4 half square triangles to 4  $\frac{1}{2}$  inch finished size - use orange & purple or orange & black
- 3) Sew together one orange strip to one white strip, each approx. 20 inches long by 2  $\frac{1}{2}$  inches wide
- 4) Cut joined orange & white strip into four 4 1/2 inch squares
- 5) Arrange all squares & sew together as shown

**FELLOWSHIP BLOCKS****November 2010****Asian Four Square****10" finished / 10  $\frac{1}{2}$ " raw**

Use Black and Cream for 4-square patch; use Asian prints for log strips

- 1) Sew together one black strip to one cream strip, each approx. 7 inches long by 2  $\frac{1}{2}$  inches wide
- 2) Cut two 2  $\frac{1}{2}$  inch squares from joined black & cream strip, and sew together to form one 4-square patch, as shown above
- 3) Cut strips:  
From (A) 11 inches by 2  $\frac{1}{2}$  inches;  
From (B) 15 inches by 2  $\frac{1}{2}$  inches;  
From (C) 19 inches by 2  $\frac{1}{2}$  inches;
- 4) Join (A), (B), (C) strips in a log cabin manner as shown above
- 5) These blocks would look striking set on point

## Going to Pieces!

### CCQG Quilt Show

Saturday May 21 - Sunday May 22, 2011

Please mark your calendar for **Friday, May 20, 2011** to help with setup

We're counting on our members, including small groups, to make items to sell at the **Boutique, Silent Auction** and to provide items to sell at our new booth, **Quilts-to-Go**. Following is a list of suggestions for Boutique and Silent Auction items, but we welcome creativity, so use your imagination! Please bring completed projects to guild meetings.

#### Buy-it-Now Boutique—collected by Kay Nichols

Decorated T-shirts and sweatshirts

Baby items—bibs, quilts, toys, fleece blankets

Placemats in sets of 2 or 4—think reversible

Aprons, pot holders, decorated towels

Tied lap quilts

Table runners

Bags and totes

Needle cases

Eyeglass cases

Paperback book covers

Pin cushions

Tissue box covers and travel tissue holders

#### Silent Auction—collected by Danita Brandt

Lap quilts

Baby quilts

Doll quilts

Table runners

Quilt racks

Quilted tote bags/purses

Wall hangings

Quilted Vests/Jackets

Patchwork pillows

**Quilts-to-Go**—Members can sell their own finished quilts, quilt tops, bags, etc. at this booth. 10% of the selling price goes directly to the Capitol City Quilt Guild and the seller gets the remainder of the proceeds. Sellers are asked to volunteer at this booth. Contact Brenda Broughan with any questions you have. See the July/August *As the Needle Turns* for more details on Quilts to Go.

# Come Sew With Us

## Quilting Machines for All Your Needs



- Light Weight
- Jam proof bobbin
- Needle up & down
- Speed control
- Quilting stitches
- and more

**SAVE  
\$200**

Whether you are looking for a light weight quilting machine to take to class, a new machine to replace your old one, or a machine with a table to quilt wall hangings to king size quilts we have them all.

Visit any of our four locations for a test drive.

#### HANDI QUILTER

**JANOME  
BERNINA**



**TIN LIZZIE  
BROTHER  
GRACE**



- Jam proof bobbin
- 7 point feed
- Sub needle plate
- Lettering
- Quilting stitches
- And so much more

**Reg. \$1299  
\$899.00**

**We Make Quilters Dreams Come True**



**Grand Rapids**  
3933 Plainfield  
(Next to Baskin Robbins)

**616-363-1911**

**Wyoming**  
5316 Clyde Park Suite E  
(Behind Arnies next to The  
Armed Forces)

**616-531-4373**

**Muskegon**  
1930 Apple Ave  
(Quarter Apple Mall)

**231-773-8494**

**Lansing**  
520 Frandor  
(Frandor Mall)

**517-333-0500**

Toll Free 888-363-1911

[www.gallsewingvac.com](http://www.gallsewingvac.com)



## Charity Projects

Sandy Guild has been appointed by our president to fill a new board position, Charity Coordinator. The Charity Coordinator will monitor and document all donations in order to keep our non-profit status. You will be provided with a receipt for any charity quilt you donate.

### Heartwarmers and Angel Quilts

CCQG members make and donate Heartwarmer quilts to area hospitals to give to chronically ill children and babies in the Lansing Area hospitals.

Quilts can be of any size and color. They can be tied, hand or machine quilted.

Angel quilts are very small (12" - 16") and are given to parents as a keepsake of a child they have lost.

Quilts are collected at the March and September guild meetings, where a "Heartwarmers" parade is held to show off our handiwork.

### Chemo Lap Quilts

Lap quilts that can be used to stay warm during treatments.

## Beginners Corner

### Chain Piecing

By Janet Wickell, [www.about.com](http://www.about.com)

Chain piecing is kind of like piecing on an assembly line. After cutting your quilt patches, align them right-sides together to prep them for sewing. Stack the paired units within easy reach next to your sewing machine. Start sewing units together, feeding them through the sewing machine one after another - but without breaking the threads after stitching each pair. When units are all sewn, cut the threads between them, press, and go on to your next task.



## Ethelbird & Eliza KIDS

Fabric for Babies,  
Tots and Teens  
Large Selection Online

[WWW.ethelbird.COM](http://WWW.ethelbird.COM)

## Winners! Winners! Winners!

### June 2010

**Fellowship Blocks** (36 submitted)

Louise Mueller & Jo Reed

**Fat Chance** (20 submitted)

Kelly Sattler

### July 2010

**Fellowship Blocks** (35)

Patty Phillips & Sue Ann Cole

**Fat Chance** (19)


Patty Phillips

## Newsletter

We're always on the lookout for interesting, humorous, or helpful information for the CCQG newsletter.

If you find any quilting tips, stories, or other good "stuff" that might be helpful to other members, or just plain fun, please email them to : [newsletter@capitolcityquiltguild.org](mailto:newsletter@capitolcityquiltguild.org)

## New Library Books



### Quilts 1700-2010: Hidden Histories, Untold Stories



Sue Prichard

Major essays by leading textile and quilt historians document the fascinating history of British patchwork and quilt making, while individual case studies focus on particularly complex or extraordinary pieces within the collection. Includes a comprehensive catalogue, providing a key work of reference for quilters, quilt and textile historians, designers, and anyone interested in the extraordinarily creative and eccentric culture of Great Britain.

### Women of Influence: 12 Leaders of the Suffrage Movement - A Block-of-the-Month Quilt

Dolores Smith and Sarah Maxwell

Celebrate the lives of 12 historical women who dared to question why women weren't afforded the right to vote, with the Kansas City Star 2009 Block-of-the-Month quilt. Each block tells the story of a woman who stood up against the conventions of the day, and whose life's work led to the ratification of the 19th Amendment in 1920 allowing women to vote. Instructions to show you how to make this quilt honoring the women who had the courage to fight for equality. In addition five original patterns inspired by these women of influence.



### Japanese Quilts



Jill Liddell and Yuko Watanabe

A collection of 135 Japanese quilts made through the ages with historical and technical descriptions.

### Country Inn

Barb Adams and Alma Allen

In addition to the lovely nine-block appliqué quilt shown in two different color ways, you'll find 7 projects, including lavender sachets, a pin cushion and monogrammed pillowcases. Two pieced quilts, *Sweet Thing* and *Country Charm*, can be stitched together quickly for a gift. *Bachelor Buttons* and *Shooting Stars* are appliquéd quilts that will win your heart. Includes some wonderful breakfast recipes.



### Impressionist Quilts

Gai Perry

Perry has developed an original style of quilt design inspired by impressionist paintings. In this volume, she demonstrates the simple and effective techniques she uses. With its lovely illustrations, this book will appeal to quilt makers looking for new ways to express their creativity. Full-color illustrations.

## Second Annual CCQG Retreat

Linda Wells and Coreen Strzalka are so excited to be planning our second annual CCQG Retreat. It will be held at a different location this year: we already outgrew the facility we used last year! Currently there are 67 members registered and we can take up to 70. Linda will have a waiting list in case anyone drops out. The cost to you for the weekend is \$55.00, which includes the facility charge, food, mystery quilt directions, door prize, demonstrations and fun activities.

**Retreat Details: February 25, 26, 27, 2011, Quality Suites, 901 Delta Commerce Dr., (N. off Saginaw Hwy. between Creyts and Canal Rds. and behind McDonalds), (517) 886-0600, 3:00 pm Friday through 3:00 pm Sunday.**

Once you have checked in, there is a parking lot entrance which you can use for easy loading/unloading. We will be taking over the entire lower level of the hotel. All the rooms open out to the large "Square" which has plenty of room for all of us to set up comfortably for sewing. Behind the elevators on the same floor is the "Spartan Room" where we will be eating. If you stay at the hotel, there is breakfast provided. Lunch and Dinner is being catered independently.

The hotel rooms have two queen size beds and a sitting room with a fold-out couch. You can easily share a room with two or more fellow quilters to reduce the cost. The rooms are being offered to us at \$80.00 plus taxes. You need to make your own reservations and it would be a VERY good idea to reserve your hotel room as soon as possible. You need to use a credit card to reserve the room, but charges won't go onto the card until you check in. There are 14 rooms on the lower level, and when those are filled, you will be bumped up a floor. We will keep you notified on room availabilities at guild meetings. Linda will be available at the guild meetings and will accept payment for the retreat now. You need to pay by December 1<sup>st</sup> to secure your spot. This looks to be another GREAT weekend for all!

## Join Us For Two Great Events!

### *Festival of Quilts Show*

**Thursday, Sept. 9 thru  
Saturday, Sept. 11**  
(closes at 4 pm)

***Come & See  
The Quilts***



***Country Stitches*** ✦

1965 Boardman Road • Jackson • (517) 782-7100  
2200 Coolidge Rd • East Lansing • (517) 351-2416

**Hundreds of Bolts of Cotton**

**1/2 OFF!**

**13<sup>th</sup> Annual Close-Out Sale**

For the first two weeks of September, we have hundreds of bolts of cotton on sale. We negotiated great close-outs from all of our major companies.

**August 30<sup>th</sup> - September 11<sup>th</sup>**

**Labor Day Hours 12-4**

**This is only two weeks long so don't miss out!**




The Capitol City Quilt Guild meets on the third Thursday of each month, 7:00 p.m. at Union Missionary Baptist Church, Lansing, MI

For more information, visit our web site:  
[www.capitolcityquiltguild.org](http://www.capitolcityquiltguild.org)

**We're on the Web!**  
[www.capitolcityquiltguild.org](http://www.capitolcityquiltguild.org)

Capitol City Quilt Guild  
 PO Box 26022  
 Lansing, MI 48909



**Next Newsletter Deadline: October 1, 2010**

### ≈ AREA QUILTING EVENTS ≈

**August 27–28, 2010**

**Fenton Quilt Show**

Fenton United Methodist Church  
 119 S. Leroy St.  
 Fenton, MI

**Sept. 9–11, 2010**

**Flint Festival of Quilts**

Greater Flint Arts Council  
 816 S. Saginaw St.  
 Flint, MI

**September 11–12, 2010**

Cal-Co Quilter's Guild presents

**A Quilter's Harvest 2010**

15325 W. Marshall Ave.  
 Marshall, MI

**Sept. 16–19, 2010**

**Michigan Quilt Network Showcase**

The Summit at the Capital Centre  
 9410 Davis Hwy.  
 Dimondale, MI 48821

**October 1–2, 2010**

**Durand Quilt Show**

First United Methodist Church  
 10016 E. Newburg Rd.  
 Durand, MI

**Oct 1–3, 2010**

**Quilts on the Grand—Quilt Show**

West Michigan Quilter's Guild  
 The DeltaPlex Arena  
 2500 Turner Ave. NW  
 Grand Rapids, MI

**October 14–17, 2010**

**Ann Zemke, workshops**

CrocusLaneQuilts.com  
 Thunder Bay Resort, Hillman, MI

**More area quilting events listed at:**

[www.museum.msu.edu/glqc/onlinenewsletter.html](http://www.museum.msu.edu/glqc/onlinenewsletter.html)