

Capitol City Quilt Guild

AS THE NEEDLE TURNS
NOVEMBER / DECEMBER



As the Needle Turns

Guild meetings & Workshops are held at Union Missionary Baptist Church, 500 S. Martin Luther King Jr. Blvd., Lansing, MI

2010-2011 Officers

President
Minda Schneider

Vice President
Jean Kaufmann

Secretary
Linda Wells

Treasurer
Vernita Dailey

Inside this issue

President's Message	2
2010-11 Board Members	3
2010 Fat Chance Themes	3
Board Meeting Dates	4
Birthdays	6
Stars Over Hospice	8
Fellowship Blocks	10-11
Quilt Show Info.	10
Library News	12
Quilt Show Classes	12-14
Quilt Show Advertising	15
Area Quilting Events	16

November 18, 2010

Guild Meeting, 7 pm

Small Groups Presentation

December 16, 2010

Guild Meeting, 7 pm

John Putnam Presentation,

"This is my Studio"

Christmas Party

January 20, 2011

Guild Meeting, 7 pm

Lecture by

Nancy Roelfsema

My Quilts and Me

Workshops

Friday, Jan. 21, 2011

Lone Star

Saturday, Jan. 22, 2011

New York Beauty

The speaker for February has been changed
from Jenny Raymond to Anita Shackelford.

February 17, 2011

Guild Meeting, 7 pm

Lecture by

Anita Shackelford

Dating Old Quilts

2-Day Workshop

Friday & Sat., Feb. 18 & 19, 2011

"Ohio Collection" Quilt

Step back in time with favorite quilt designs from the nineteenth century. See the collection of antique quilts that inspired the "Ohio Collection" then use quick piecing techniques to create a sampling of blocks for your own quilt. Add applique to the mix and learn how to set different size blocks together to create a unique design.

For more information, visit Anita's website at:

www.Anitashackelford.com

Click link on lectures and workshops

If you want to register for a class, or have questions, e-mail Lorelei Olgine at loriandtib@aol.com

Remember!

Every time you sign up and attend a workshop, your name will be put in a drawing for a chance to win a free class in the future.

The cost of workshops is \$35 for members, \$45 for non-members.

PRESIDENT'S MESSAGE

As the holidays draw near, I reflect on what they meant to me as a child...the things my family did, what meant the most to me, and what I passed on to my children. I remember how magical the season was. First, Thanksgiving, and waking up the next morning to find all the stores and town decorated for Christmas, a miracle our children will never know. My family would go downtown and spend hours looking at the store windows with their animated Christmas scenes.

I remember spending hours every night after dinner was over, baking cookies and making tons of candies and fudge. Oh, the smell was wonderful! On the weekend, the whole family would go out, trudging through the snow, to find that "perfect tree" to cut, even if it had a big hole on one side.

We always set aside one night to go up to the attic and bring down all the decorations. Then, in our house, we packed away everything but the furniture so we could decorate for Christmas. Rediscovering all of the treasures that only came out this one time of year was so exciting and finding that one special item before anyone else got to it was the best part.

As the years have passed, the one thing that I have found is that I don't remember many of the presents. It is the traditions of family time that stick in my head...time I spent as a child doing the simple things, time I have spent with my children doing the same simple things and now I see them passing those traditions on to their families. I guess that is like giving a child a beautiful gift in a big box and the box is the thing they play with; it is the simplest of things that mean the most.

As you hurry through this holiday time and make sure everything is done, take a moment to stop and ask yourself what you remember most and if this were the last time your family could all get together, what would you want their memories to be. Maybe we will all find that going back to a more simple life is more enjoyable and relaxing. It really isn't about the material things in life. They come and go quickly. It's the time we give that means the most.

So slow down and find the time to sit with your children and grandchildren. Make many happy memories and have a wonderful holiday and New Year.

P.S. Maybe a new guild tradition to start is participating in the **Festival of Trees**. The guild is part of this event for 2010 and we're hoping it will be very successful. We will have tickets available soon and hopefully more items will be turned in for their sale which we will receive proceeds from.

Minda

Newsletter and Advertising Information

► **As the Needle Turns** is published 6 times a year in the odd-numbered months. Deadline for submissions is the 1st of all even-numbered months (Feb., Apr., June, Aug., Oct., Dec.) Please e-mail advertisements (in MS Word format) and articles to editor Daynell Rose, at daynell51@att.net.

► **Newsletters will be labeled** and brought to the guild meeting the month before the publication date. Members are asked to pick up their newsletter at the meeting. Any newsletters not picked up will be mailed. This will save our guild money on postage costs and provide information to members in a timely manner.

► **Advertising rates:** Business card—\$12.00; Quarter-page—\$18.00; Half-page—\$36
(Discount for members: Business card—\$10.00; Quarter-page—\$15.00; Half-page—\$30)
Want ads: \$12.00 for non-members; \$3.00 for members

► **If you wish to receive** a printed newsletter and do not receive one, contact Membership Chair Deb Feldpausch at feldpaud@email.com. If you would like to receive the newsletter by e-mail, send request to Guild Secretary Linda Wells at secretary@capitolcityquiltguild.org.

Are You a Reader?

If you are like me, you enjoy a good read as much as you enjoy working on your quilts. In fact, you have probably figured out that books on CD allow you to enjoy BOTH of your pleasures at the same time, right? And is there anything better than reading a good book about quilters?

There is a wonderful series about a group of women who gather at the Cobbled Court Quilt Shop in New Bern, Connecticut. The stories are heartwarming and emotionally compelling and you will be drawn into the lives of these women who are all survivors in many different ways.

Marie Bostwick is the author and she says she intended "A Single Thread," the first in the series, to be a stand alone book, but when she was finished she knew she had to go back to the Cobbled Court Quilt Shop. Her readers wrote telling her the same thing. Not only will you enjoy the stories, but Marie also has a web site and if you register, you can have access to the patterns for some of the quilts that are described in the novels.

There are three books in the series so far, with a fourth one promised for spring or summer of 2011. The first is "A Single Thread," the second is "A Thread of Truth," and the third is "A Thread So Thin." Enjoy! ~ *Mary Harvey*

Easy Quilter II

Turns your home sewing machine into a long-arm quilting machine!

See it at www.easyquilter.com.
Gently used. Paid \$249.95 new.
Selling for **\$125 or best offer**.
Sally Boron – 517-669-9468 or
sboron@casair.net

Ethelbird & Eliza
KIDS

Fabric for Babies,
Tots and Teens
Large Selection Online

WWW.ethelbird.COM

CCQG 2010–2011 Board

You may email any board member listed below with an asterisk (*) in front of their name by using the address: "[title](mailto:title@capitolcityquiltguild.org)"@capitolcityquiltguild.org, substituting their specific "title" (without spaces) in the address.

*President – Minda Schneider

Past President—Dan Burke

*VicePresident – Jean Kaufmann

*Treasurer – Vernita Dailey

*Secretary – Linda Wells

*Membershipchair – Deb Feldpausch

*Programchair – Lori Olgine

Assistant Program Chair – Claudia Hudson

*Webmaster – Kelly Sattler

*Newsletter – Daynell Rose

*Librarian – Sharon Neuner

Historian – Ruby Freed

Tiny Treats – Jane Waligorski & Fran Mort

Fat Chance – Shirley Linn



Festival of Trees

The CCQG board has made the decision to participate in the 2010 Tri-County Area **Festival of Trees**, which will be held at the Lansing Center in Downtown Lansing, December 3rd, 4th and 5th, 2010. This annual event is a fundraiser for non-profit groups and features items donated by companies who choose which charity their proceeds will go to and items provided by the non-profits themselves. All items will be up for raffle, with raffle tickets sold at the show. Attendees place their tickets in a box in front of the item they wish to win.

Items donated for raffle are themed, full-size and table-top trees (often with gift cards, lottery tickets and other goodies attached!), wreaths, centerpieces, gingerbread houses, and other holiday items, all beautifully decorated in the spirit of the season. (As of Oct. 18, 132 trees and multiple wreaths have been donated.)

Area bakeries will participate in a Gingerbread House competition, again with the houses being raffled off. One decorated tree and a Christmas shopping spree will be raffled off as a door prize—your ticket stub is your entry.

Last year the event drew nearly 23,000 attendees and netted over \$380,000, which was divided between the non-profit groups. As a participant, our guild is asked to sell between 100—125 admission tickets at a price of 2 for \$20; the guild keeps \$10 of that with \$10 going to the show. Once the costs of the show are covered, the remainder is divided up equally among the non-profit groups. The tickets are good for all 3 days and are transferable. See Sharon Neuner to get tickets to sell. Friday is Senior Day with live entertainment, Saturday is kid's day, with "Make & Take projects, Disney characters, and of course, Santa Claus; Sunday is the large raffle.

The guild will donate a quilt and a table runner and individual guild members or small groups may also donate items, which should be submitted by Nov. 15. Items that can be donated are trees, wreaths, wall hangings, table runners, quilts, etc.

There will also be a "Crafters Lane" for handpicked crafters at a charge of \$25 a space. Crafters must provide (or rent for \$50) a 10' x 10' pop-up tent for their display. Crafters may keep all proceeds of their sales. If interested in participating in the Crafters Lane, contact Rob Haney at (517) 410-8376.

Come Sew With Us

Dear Customer,

In the past 60 years we at Gall Sewing & Vac Centers have been able to present every brand of sewing machine to sewers in West Michigan. Today there is no brand of sewing machine that we would be unable to help you with, whether instructions, repair, or even a purchase. The Flagship lines in the industry today are Janome, Brother, and Bernina. We are proud to have them in all of our stores. The Pfaff, Viking, Baby Lock, Elna, White and Singer are still well known, and our services are available for these machines as well.

Present this ad at your next visit to one of our stores and receive a FREE gift or discount.

The Laura Ashley Limited Edition Sewing Machine is here!

Looking forward to continuing to serve you,
Your Friends at Gall Sewing & Vac Centers



Come in and see the Brother Laura Ashley with these exciting features and many more for the quilter, the hobbyist, and the garment sewer...

- 460 Included Sewing Stitches—430 built-in and 30 on CD
- Virtually Unlimited Stitches with the My Custom Stitch™ Feature
- Automatic Height Adjuster™(AHA®) Feature for uniform stitches across varying fabric heights
- Automatic Needle Threader and Simple Numbered Threading Guide
- Three Specialty Free Motion Feet Included
- Range of included accessories, including Bobbin Work Bundle, Circular Attachment and Extra-Large Quilting Extension Table



Grand Rapids
3933 Plainfield
(Across from Long John
Silver's)
616-363-1911

Wyoming
5316 Clyde Park Suite E
(Behind Arnies next to The
Armed Forces)
616-531-4373

Muskegon
1930 Apple Ave
(Quarter Apple Mall)
231-773-8494

Lansing
520 Frandor
(Frandor Mall)
517-333-0500

Toll Free 888-363-1911

www.gallsewingvac.com

Newsletter

We're always on the lookout for interesting, humorous, or helpful information for the CCQG newsletter.

If you find any quilting tips, stories, or other good "stuff" that might be helpful to other members, or just plain fun, please email them to me at:
newsletter@capitolcityquiltguild.org

*All guild members
are welcome!*

2010—2011 Board Meetings

The CCQG Board Meetings for FY 2010—2011 will be held on the first Wednesday of the month at the Foster Community Center, 200 N. Foster Ave., Room 209, Lansing, MI.

Dates of the Board Meetings

2010
November 3
December 1

2011
January 5
February 2
March 2
April 6

And a Happy Birthday to...

Heather Plaggemers 11/4	Reba Torongo 12/2
Doris Garnecky 11/5	Jan Quinn 12/6
Pat Johnston 11/6	Arlene Telesz 12/6
Peg Stiffler 11/7	Carol Schon 12/8
Ruth Farmer 11/8	Pat Trumble 12/9
Louise Mueller 11/11	Julia Munro 12/12
Jane W. Waligorski 11/11	Ruby Freed 12/14
Marcia Schelter 11/12	Dorothy Rowe 12/14
Jo Reed 11/14	Bev Wilkinson 12/14
Linda Ziegenhagen 11/16	Cindy Mielock 12/16
Barbara Yamanishi 11/17	Linda Nelson 12/18
Geri Smith 11/18	Mary Pearson 12/18
Sally Boron 11/19	Jane Roehm 12/21
Sharon Wexler 11/20	Joy Robinson 12/24
Jan Gagliano 11/26	Brenda Broughan 12/29
Sharon Barrett 11/30	Patricia Myer 12/29
	Dorothy Mills 12/30



Custom Quilts & Sewing Center

5676 Okemos Rd.

Haslett, MI 48840

517-339-7581

www.customquiltsinc.com

www.quiltsgalore.com

Mon, Weds, Fri. 10-6

Tues, Thurs. 10-8

Sat. 10-5 Closed Sundays

Our new and improved website www.quiltsgalore.com is up and running. You'll find all the information you need about our shop right there. Our monthly newsletter will now be posted on the website too. A partial class listing is already on the website with pictures on the way. Not all classes have been scheduled, but if there's one you're interested in, give us a call.

Stop in on Tuesday, be the first one to buy fabric from a new bolt and get 35% off your first cut. For the rest of the day, everyone will get 30% off that fabric.

Visit our skinny bolt rack in the front of the store and save 30% off these great fabrics.

Don't forget to pick up your block-of-the-month blocks. This year's program is *Feathered Friends*.

If you are planning on having your quilt quilted for Christmas, get it to us soon as spots are filling up fast!

Show your CCQG guild membership card to receive 10% off your purchase.



"Fat Chance" Themes for 2010-2011

Get a chance to increase your fabric "stash" by participating in the "Fat Chance" drawing at every guild meeting. Bring a "fat quarter" of 100% cotton quilting fabric, put your name in the hat, and if it's drawn, you'll win up to 25 fat quarters! The more guild members who participate, the more fabric you may win!

November 2010 - 1930 Reproduction fabrics
December 2010 - Christmas Prints
January 2011 - Reminds-you-of-Mexico fabrics
February 2011 - Shades of Purple
March 2011 - Bright Multi-color fabrics
April 2011 - Butterfly fabrics

2011 Challenge Quilt

The theme for the 2011 CCQG Challenge Quilt is "Your Fantasy Vacation". The quilt should be no larger than 60" x 60'.

Complete your quilts and bring them to the March 2011 meeting where they will be judged by your fellow CCQG members!

Come See Us After The Early Bird Sales

Friday, the day after Thanksgiving
{Open regular hours}

**20% OFF ALL FABRIC
- ALL DAY -
INCLUDING SALE FABRIC**

(Yes, all fabric in the store, except kits)

- **All Viking, Pfaff, Baby Lock & Generic Machine Feet & Needles & Bobbins** 20% off regular price
- **Embroidery Designs** - 20% off - Special Orders included
- **Sewing Machine Sale** - machines starting at \$99; sergers starting at \$299

Country Stitches 

1965 Boardman Road • Jackson • (517) 782-7100
Mon, Tues, Wed, Fri: 10-6 • Thurs 10-7
Sat: 10-5 • First Sun: 12-4

2200 Coolidge • East Lansing • (517) 351-2416
Mon, Wed, Thurs, Fri: 10-8 • Tues: 10-6 • Sat: 10-5

Stars Over Hospice

Hospice of Lansing — Quilt Exhibit X

By Daisy DeHaven

For many years I've been organizing and hanging a quilt exhibit at the Hospice of Lansing, one in the Spring and a second one in the Fall. On September 28, my "Hanging Gang" helped me remove the *Christmas in July* exhibit and hang Exhibit Number 10 featuring star quilts, both bed and wall sizes. We hung 15 bed size quilts, mostly full, queen and king sizes – and nine wall quilts of varying sizes.

These star quilts were loaned for this exhibit by CCQG members Daisy DeHaven, Beth Donaldson, Ruth Farmer, Jan Gagliano, Dorothy Jones, Louise Mueller, Teri Nessia, Marcia Schelter, Carol Schon and Rebecca Wolfe. The quilts will be on display through March, 2011, in the public areas of the Hospice of Lansing Executive Offices at 4052 Legacy Parkway, Suite 200, Lansing, 48911. The public is welcome to visit the exhibit at no charge any time during office hours from 8:30 am to 5 pm, Monday through Friday.

HOL's Executive Director, Lars Egede-Nissen and his staff are so very appreciative of our service to HOL, and they tell us the quilts add so much warmth, color and interest to their conference rooms and hallways. He says visitors are always intrigued with the variety, colors and patterns of the quilts.

The "Hanging Gang" helping me with this tenth exhibit were Jan Gagliano (who has missed only one hanging while she was biking across America!), Louise Mueller, Marilyn Palmer, Teri Nessia – and our ladder man, Harold Whittemore.

There's only one...

- **Quilting** 12,000+ Bolts
 - **Fashion** of Fabric in
 - **Bridal** Stock
- Every Major Manufacturer
And More Represented



300 S Van Buren St
Shipshewana, IN 46565
(260) 768-4887
Mon. - Sat. 8 am -5:30 pm
Closed on Sunday

Silk • Velvet • Wool • Linen • Denim
Quilting Supplies & Kits - Notions - Patterns - Books

www.YoderDepartmentStore.com

New Library Books



Quilts from the Selvage Edge

Karen Griska

Quilts that will appeal to every scrap-saver and fabric stash owner. Ingenious use of selvages turns them into fun and imaginative quilts. There are detailed, photo-illustrated instructions on how to make every shape block used in these quilts. Combine the selvage-pieced blocks with complementary fabrics for visually exciting and dramatic quilts.

Scraps

Judy Martin

Features 16 original Judy Martin designs. Every quilt is presented in 3 sizes, with choice of accurate rotary cutting instructions or templates. Fat quarter requirements and yardage are listed for every quilt in every size. Patterns are rated for ease of cutting, ease of sewing, and ease of thinking.



Appliqué Workshop: Mix and Match 10 Techniques to Unlock Your Creativity


Laurel Anderson

Step-by-Step Illustrated Guide. An in-depth look at how to create amazing applique designs, from landscapes and florals to fun, free-flowing abstracts.

Quilter's Academy Vol. 1 - Freshman Year: A Skill-Building Course in Quilt making

Carrie Hargrave

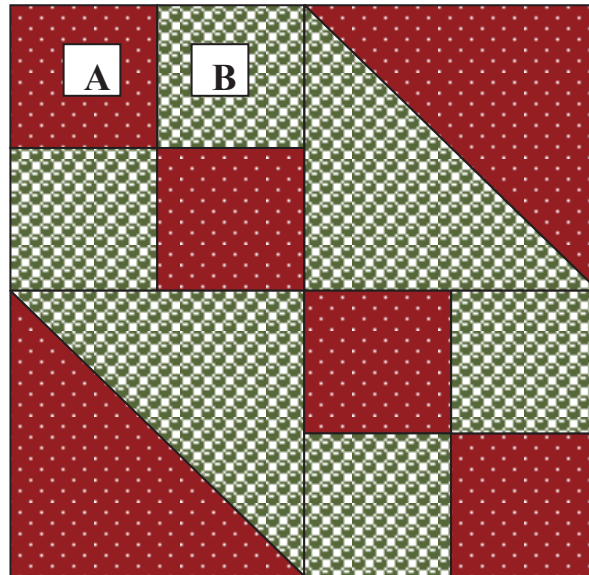
The first in a series of 6 books, the purpose of which is to build your quilt-making skills—from beginner to advanced—on a firm foundation. Contains a complete sequence of classes, lessons, exercises, and projects. Each quilt offers new challenges and involves new techniques that will help you continually build your skill level. This book and the next in the series deal with quilts made of strips and squares.



DECEMBER FELLOWSHIP BLOCK

Christmas Jewel Box

12" finished / 12 $\frac{1}{2}$ " raw



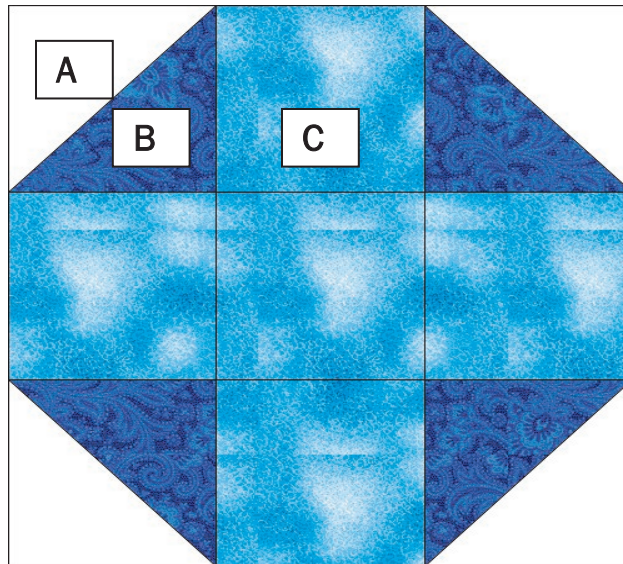
Use Deep Red or Christmas fabrics for (A); Forest Green for (B)

- 1) Cut 4, 3 $\frac{1}{2}$ inch squares in each (A) and (B)
- 2) Join in squares to make 2 4-patch squares
- 3) Make 2 half square triangles to a 6 $\frac{1}{2}$ inch finished size - use (A) and (B)
- 4) Sew together 4 blocks as shown.

JANUARY FELLOWSHIP BLOCK

Snowball

12" finished / 12 $\frac{1}{2}$ " raw



Use White for (A); Dark Blue for (B); Light Blue for (C)

Cut 4, 4 $\frac{1}{2}$ inch (C) squares

Make 4 half square triangles to a 4 $\frac{1}{2}$ inch finished size - use (A) and (B)

Arrange all squares & sew together as shown

Although the placement of squares is very similar to the October Monkey Wrench; the color placement creates an entirely different look.

Registration form for CCQG Quilt Show Classes

Going to Pieces!

May 21 and 22, 2011
The Summit at the Capital Centre

At a cost of \$55 each, the Capitol City Quilt Guild is offering four full-day classes at the 2011 quilt show. Classes will be held from 9 am until 4 pm with a one hour break for lunch. Classes have a size limit of 20 people, so they will fill on a first-come, first-served basis. All classes are located on the second floor of The Summit.

To register for a class, please fill out the following registration form and return it with a check to Coreen Strzalka, 14705 W. Grand River, Eagle, MI 48822. All checks should be made out to Capitol City Quilt Guild. Any additional class fees are to be paid to the teacher at the scheduled class time.

Classes

Saturday May 21, 2011

Barb Vlack, Beginning Electric Quilter
Karen Turckes, Windberry Designs, Landscape Quilts

Sunday, May 21, 2011

Barb Vlack, Intermediate and Advanced Electric Quilter
Vernita Dailey, Curvaceous Delusions, Halloween Table Topper

Teachers and Class Descriptions

Barb Vlack is known as an EQ7 software expert and an author for Electric Quilt Company. She is internationally known for her Electric Quilt work and has written several books to complement the EQ manuals. She has taught classes at the highly recognized quilt shows in Houston, TX, Paducah, KY and Lancaster, PA.

Electric Quilt for Beginner (no class fee)

Saturday, May 21, 2011

In this EQ7 introduction, learn to use the block library, set blocks into quilt layouts, add borders, color blocks on the quilt, and print patterns. This is a computer hands-on class. Students must be familiar with using their own laptops, as there will be no instruction or tech support for the use of laptops. Class is open to those who have little or no experience with EQ7 or would like to learn about the program before purchasing it.

Supplies: Laptop, extension cord, note taking materials, and EQ7. If you have the program, load it onto your laptop. If you don't have it, please e-mail Barb at barb@barbvlack.com to let her know that you will need to use a limited-use classroom version. Please arrive at class one hour early in order to get the program loaded on your laptop.

Karen Turckes is an award winning fiber artist. She is a hand dyer, quilter, certified sewing teacher and pattern designer. As the owner of Windberry Studio, she sells hand dyed fabric, art cloth and her new Landscape pattern. Along with dying fabric, she uses shibbori, silk screening, discharging and stamping techniques. Karen has also developed many free motion quilting classes. Visit her gallery at www.windberrystudio.com.

Design Your Own Fat Quarter Landscape—Class Fee \$25

Saturday, May 21, 9 am to 4 pm

Create the place of your dreams using Karen's new landscape pattern. Begin with a three piece background. From there, add sand dunes, bays, lighthouses, trees, animals, etc. Over 70 pattern elements to select from, providing endless possibilities. Create your own mood, or even your own season. Learn designing, cutting and fusing techniques as well as how to quilt the landscape. Karen will have her hand dyed fabrics available for purchase at class.

Class fee: \$25 for the "Design Your Own Fat Quarter Landscape" pattern. (To have it mailed to you before class, the cost is \$28.50. Contact Karen at Karen@windberrystudio.com)

Supplies: Fabric – it will depend on what you choose to make. Tightly woven fabrics are excellent for this raw-edge technique because they are less likely to fray. Batiks and hand dyes are great!

- You need a total of 3 fat quarters, 1 each for sky, water and land background pieces (avoid solid colors.)
- Bring additional fat quarters in a variety of greens for trees and grasses; browns and grays for bark and rocks; red, white and black for lighthouses. Choose a variety of fabrics that have contrast in order to show up against each other, to create your color scheme.
- Lite Steam-a-Seam (by The Warm Co.) which is a paperbacked fusible web. If it is 12" wide, you need 3 - 4 yards. If it is 24" wide, you need 2 - 3 yards. Karen will have 24" wide Lite Steam-a-Seam available for purchase in class.
- Foundation: 18 inches by 22 inches light-weight muslin, cut on the straight of grain.
- Batting: 20 inches by 24 inches, or if with border, 27 inches by 31 inches
- Backing: 20 inches by 24 inches, or if with border, 27 inches by 31 inches
- Binding: 1/4 yard or 1/2 yard if you add a 3 1/4" border
- Teflon pressing sheet
- Extra fine tip sharpie marker
- Fabric markers (optional)
- Fabric adhesive spray
- Exacto knife



Vernita Dailey is a highly regarded and knowledgeable quilter. She is known as a creative quilter with impeccable taste for color and design. Her vast experience includes teaching several classes for the "Strip Club" and the "Mary Jane" blocks. She is a great teacher and will have a class that you will not want to miss.

Curvaceous Delusion (class fee \$25)

Sunday, May 22, 9:00 am to 4:00 pm

Creating this 21" round Halloween Table Topper will help you master paper-piecing and curves all in one project. You will learn to create an original quilt block design using a new and innovative technique. Vernita is out to banish all "spooky" myths regarding the difficulty of these two "scary" precision piecing techniques. Unleash your imagination to the endless possibilities of this block from table toppers, runners to full size quilts. Quilters of all levels are welcome to join the "good witch" of paper piecing.

Kit fee is \$25 and includes the pattern and all the fabric (backing and binding too) to make the table topper, specialty sewing machine needle, high quality thread, flower pins, Mylar, and surprises!

Supply list: Sewing machine, Add ¼" ruler, small rotary mat to be placed next to your machine, rotary cutter, shears, and other basic sewing supplies.



Registration Form for Capitol City Quilt Guild's 2011 Quilt Show Classes

Name _____

Mailing Address _____

E-mail _____ Phone number _____

Please enroll me in:

- ☐ Electric Quilter for Beginners (Sat.)
- ☐ Electric Quilter for Intermediate/Advanced (Sun.)
- ☐ Fat Quarter Landscape Quilt (Sat.)
- ☐ Curvaceous Delusion (Sun.)

Each class is \$55. To register, please send your registration form with a check, made out to Capitol City Quilt Guild, to Coreen Strzalka, 14705 W. Grand River, Eagle, MI 48822. Coreen will e-mail or call you with your class confirmation. If you have any questions, please e-mail Coreen at thatsmyquilt@voyager.net.

2011 Quilt Show Advertising and Sponsorship Opportunities Now Available

Do you own a business, or have a family member or friend who does? Are you a member of a union or other organization who may want to bring a message to a large group of people through an advertisement? If so, please reach out to the business or organization on behalf of your quilt guild! We are beginning to sell advertising space in our 2011 quilt show brochure. Businesses and organizations may want to place an ad that will reach over 2,000 quilt show attendees from all over Michigan and the Midwest.

In addition to ads, we offer an opportunity for businesses to sponsor an award for an outstanding quilt of their choice. Sponsored awards may be available in categories such as: best machine quilting, best hand quilting, best use of reproduction fabrics/historical design, best original design, best use of embellishment, outstanding appliquéd quilt, and so forth. This is an exciting opportunity for both the business owner, who will receive credit in the show brochure and on the award placard placed near the quilt, and for the quilter, who will receive a prize of merchandise or a gift card from the business.

Please help promote these opportunities to any businesses where you may have contacts. You can print out the letter to business owners at the guild's website, <http://capitolcityquiltguild.org>, under the "Quilt Show" tab. A personal approach from a guild member is the most effective way to help your guild sell an ad! Interested businesses should contact Deb Martens, (517) 676-9054, or dmartens@voyager.net.



"YOU SAY YOU HAVE ILLUSIONS OF BEING A SINGER —
POP, OPERA OR SEWING MACHINE?"



The Capitol City Quilt Guild meets the third Thursday of each month, 7 pm at Union Missionary Baptist Church, Lansing, MI

We're on the Web!
www.capitolcityquiltguild.org

Capitol City Quilt Guild
 PO Box 26022
 Lansing, MI 48909



Next Newsletter Deadline: December 1, 2010

≈ AREA QUILTING EVENTS ≈

Through December 5, 2010

Unpacking Collections: The Legacy of Cuesta Benberry, An African-American Quilt Scholar
 Michigan State University Museum,
 East Lansing, MI

October 27, 2010

Kim Diehl, lecture
 Evening Star Quilters, Davison, MI

October 28 - December 10, 2010

4th Biennial Exhibition by the Fiber Arts Network of Michigan
 Eastern Michigan University Gallery, Ypsilanti, MI

November 16, 2010

Anna Mae Miller & Mary A. Cain, lecture
 Log Cabin Quilters, Kalamazoo, MI

November 18 and 20, 2010

Debra Danko, lecture and workshop
 Cameo Quilters, Clawson, MI

November 19, 2010

Debra DeWitt, trunk show
 Genesee Star Quilt Guild, Flint, MI
 Contact: Carolyn Malaski, cfmalaski@aol.com

November 20, 2010

Debra Youngs, lecture
 Greater Ann Arbor Quilt Guild, Ann Arbor, MI

More area quilting events listed at:

www.museum.msu.edu/glqc/onlinenewsletter.html