


Capitol City Quilt Guild

~As The Needle Turns~

Inside This Issue

Dan's Message	pg 2
Upcoming Programs	pg 3&4
Library	pg 5
Local Quilt Happenings	pg 8
Members Birthdays	pg 7
Tiny Treats	pg 8
BeCourful Lecture & Workshops	pg 9
CCQG 2001 Show	pg 9
Raffel Quilt	pg 10
Fat Chance	pg 12
Small Groups	pg 13

WOW Quilts



There is always a quilt that catches your attention. This one is the Wow quilt for the the month.

As the Needle Turns is published bimonthly in the odd-numbered months. Deadlines for submissions are the 15th of all even-numbered months. Mail advertisements and articles to Editor, CCQG, PO Box 26022, Lansing, MI 48909 or by email to: marywarnerstone@verizon.net

Advertising rates: Business card—\$12.00; Quarter-page—\$18.00; Half-page—\$36

(Discount for members: Business card—\$10.00; Quarter-page—\$15.00; Half-page—\$30).

Want ads: \$12.00 for non-members and \$3.00 for members.

If you wish to receive a printed newsletter and do not receive one, contact Membership Chair Dorothy Jones at 482-7044 or Jones2Lan@sbcglobal.net.

Fall..... Autumn.

The leaves changing color on the trees. The water in our Great Lakes, our local lakes, streams and ponds gradually taking on more texture. The sky rolling more swiftly, changing colors every day.

With all the external forces around us changing, so does our mind drift around the color palette. Our clothes changing from bright summer to darker and warmer autumn. The colors of our food change to darker skinned vegetables and darker meats.

It is amazing the effect weather and color has on us.

As the seasons change, so do our choices in almost everything else: cars, clothes. . .and fabrics! A new line from every fabric manufacturer on the planet! I like to think it makes getting through the change of seasons a little easier! Hundreds of new patterns, co. textures. . .and all the embellishments to go with them. Wow! Another reason to shop. . .


And the planning. . .those projects tucked back in boxes and bags (otherwise known as UFO'S) that need a couple more fabrics and thread so they're all ready to work on at the first sign of a cold, dreary, snowy day. Which one to work on first? Which one will give me the most satisfaction upon completion? Which one needs to be completed for a special occasions? Which one's colors speak to me. . .loudly!

So many choices, so little time.

So as we change seasons, take a look around to see how color has already affected you and your life choices around you. I can't wait to see what colors you've chosen for your next quilt project and the clothes you'll be wearing at the next Guild meeting! Viva la COLOURS!

Quiltingly Yours,

Dan



Upcoming Program

September 17, 2009

~Workshops~

September 18th - Workshop:

Stars in Quilts plus Painless points.

September 19th - Workshop:

Fusible applique.




Edyta Sitar a third generation quilter shows her love for quilts and quilting in every design she creates. Edyta learned her art from her husbands grandmother but continues refined her skills by studying quilt history, fabric and techniques. Edyta is proving to be a leader in our industry as she conveys her enthusiasm for quilting through her patterns, book lectures and workshops.



Upcomming Program

October 15, 2009



Ann Fahl is a quilt artist living and working in Racine WI. She has been sewing since the age of 12. Her career began at Gimbels, Marshall Field & Co., and two different chains of fabric stores. In 1978, she took the beginning quilting class that changed her life forever.

Ann has been teaching since 1981, the year of her first blue ribbon winning quilt. Now she travels across the US working with guilds, symposiums, retreats and quilters of all ages and experience.

Her work has been exhibited in competitions, solo exhibits and invitational shows across the United States, France and Japan. Ann enjoys the challenge of quilt competitions, so she continues to design new work keeping the level of workmanship high.



~Workshops~

Lecture, 2 Workshops - Decorative Machine Quilting on with the Ginkgo Xmas Tree on Oct. 16th and on Oct. 17th, she is doing designing with triangles.



CCQG Library

WOULD EVERYONE PLEASE CHECK THEIR HOME LIBRARIES FOR THESE MISSING BOOKS. THEY ARE MISSING FROM THE LIBRARY AND HAVEN'T BEEN CHECKED OUT. I KNOW IT IS VERY EASY TO GET TALKING AND FORGET TO SIGN THEM OUT SO FOR ALL THE OTHERS THAT WOULD LIKE TO READ IT, PLEASE CHECK, THANKS.

Clever Quarters Too--Susan Dissmore

Add-a-line Continuous Quilting Patterns--Janie Donaldson

Soft Covers For Hard Times--Merikay Waldvogel

Just like Mommy--Joanne Figueroa & Lisa Quinn

Weaver Fever--Jackie Robinson (a pattern booklet)

The Art Quilt--Penny McMorris & Michael Kile

New Classic Quilt Designs-- Michael Mussell

Flower Pounding--Ann Frischkorn & Amy Sandir

Fast Fusible Quilts--Terry Martin

Creative Curves Ruler (Video)--Virginia Walton

Even More Quilts for Baby-Ursula Reikes

Patchwork Showcase--Nancy Mahoney

Save the Scraps--Gayle Bong

NEW BOOKS

Amish Quiltmaker by Bettina Havig

An Amish Adventure by Roberta Horton

Color Confidence for Quilters by Jinny Beyer

The American Quilt, a History by Roderick Kiracofe

Bargello Quilts by Marge Edie

Almost Amish Sampler by Oxmoor House

The Graceful Garden by Denise Sheehan

The Quilters Catalog by Meg Cox

Create you Own Hand-Printed Cloth by Rayna Gillman

Charmed by Jodi Crowell

Maple Leaf Quilts by Ilene Bartos

Quilts Without Corners by Cheryl Phillips


A Black & White Garden by Kay M. Capps Cross

Fabric Folding for Christmas by Liz Aneloski

On-Point Quilts by Retta Warehime

Quilted Projects & Garmets by Singer Sewing Library

The Quilting Bible by Singer Sewing Library



Quilt Shows & Happenings In Michigan

September 25 - 27

Hadley 5th Annual Quilt Show by the
Wednesday Night Gathering of Quilters.

Hadley Old Town Hall, 3551 Hadley
Road, Metamora MI

Contact: Elaine Quilty Show,
810-797-2242



September 25 - 27 2009

The American Sewing Expo
The Rock Financial Showplace,
Novi, MI

October 2 - 3 2009

Keepers of Quilting Traditions
10th Annual Durand Quilt Show
United Methodist Church
Newburg Road, Durand, MI

Friday, Oct. 2 and Saturday, Oct. 3

Town Hall Quilt Guild

10 a.m. to 4 p.m.

First Congregational Church
5449 Clarkston Road, Clarkston, MI
Admission \$5

October 2-3, 2009

Fall into Quilts, Town Hall Quilt Guild Show

First Congregational Church, 5449 Clarkston Rd.,
Clarkston, MI

Contact: Coleen Merte, 248-303-8410,
cmerte@comcast.net

October 9-11, 2009

Great Lakes African American Quilter's Network
Quilt Show

Livonia Civic Park Senior Center, 15218
Farmington Rd., Livonia, MI


October 17-18, 2009

Quilts Kalamazoo by
Kalamazoo Log Cabin
Quilters

October 9-11, 2009

Great Lakes African American Quilter's Network
Quilt Show

Livonia Civic Park Senior Center, 15218
Farmington Rd., Livonia, MI



October 22-24, 2009

Pumpkin Patch Run

Guildcrafters Quilt Shop, Berkley, MI

Material Girls LLC, Dearborn, MI

Pieceful Traditions, Trenton, MI

The Stitchery, Howell, MI

Jennifer's Quilt Shop, Pickney, MI

Monarch Quilts, Brighton, MI

Sew What, Wyandotte, MI

The Quilt Patch, Tecumseh, MI

Hey! They're A Year Older

Pam Allen 10/11

Laura Broughan 9/26

Sydney Cheney 9/5

Sue Ann Cole 9/25

Katheen Byer 9/14

Eileen Gioia 10/9

Mary Harvey 9/8

Carol Holm 9/15

Barbara Jepson-Taylor

Julie Larson 10/7

Londal Meier 9/14

Fran Mort 10/9

Lenora Rathbun 9/21

Lynn Richardson 10/31

Mark Ritzenbein 10/18

Kelly Sattler 9/26

Jane Scandary 9/12

Carolyn Solomon 10/6

Heather Spotts 9/25

Susan Stahl 10/19

Roxanne Stark 9/28

Coreen Strzalka 10/20

Willa Swartz 9/13

Marlene Wamhoff 9/3



October 2 - 3 2009

Festival of Quilts and Crafts

Dearborn First United Methodist Church, 22124

Garrison, Dearborn, MI

Contact: Claudia Nickel at cjnickel@wowway.com

October 16 - 17, 2009

Come Sail Away! Western Wayne County Quilt guild's Show

Wayne county community College District Western Campus,

9555 Haggerty Rd., Belleville, MI

contact: Roxann Baker, roxb51@aol.com

Really I don't dislike to cook, but what you cook is eaten so quickly. When you sew, you have something that will last to show for your efforts. ~Elizabeth Travis Johnson

OCTOBER TINY TREATS

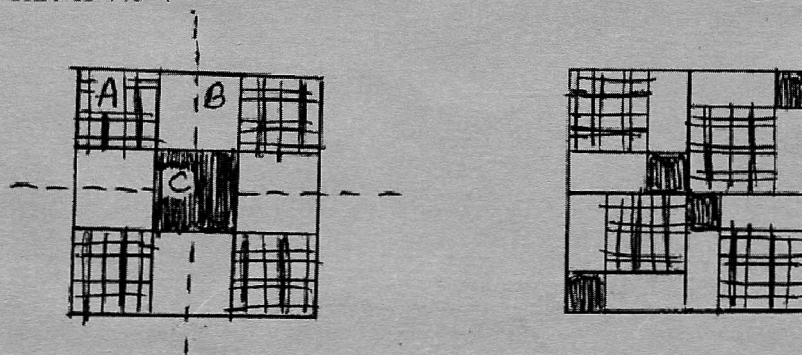
SQUARE BEHIND A SQUARE

Cut 3" squares as follows:

- A. four of plaid
- B. four of light
- C. one of dark

Assemble a 9-patch block with plaid at the corners, dark in the center, and light on the sides.

Slice the block on the dotted lines as shown below. Reassemble as shown. Block will measure 8". Finished size is 7.5".



NOVEMBER TINY TREATS

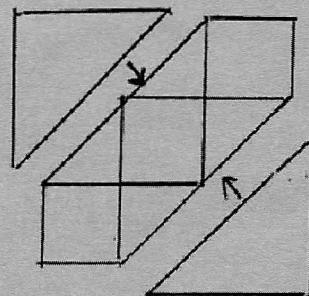
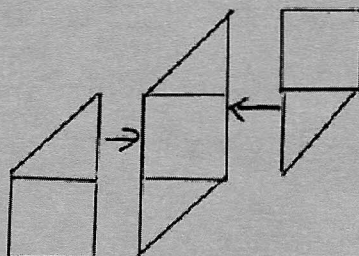
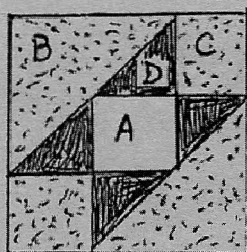
JUDY HOPKINS' ATTIC WINDOW

This is not the pattern that most of us think of as "Attic Window," but we all know how pattern names can vary!

Choose 3 reproduction civil-war-era prints—light, medium, and dark. Cutting:

- A. light—one 2.5" square
- B. medium—one 4 7/8" square, sliced on the diagonal to make two triangles
- C. medium—two 2.5" squares
- D. dark—two 2 7/8" squares, sliced on the diagonal to make a total of four triangles.

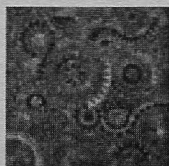
Assembly: Lay the block out as shown. Sew a dark triangle to the top and bottom of A as shown. Next, sew a dark triangle to each of the C squares. Sew these units onto the sides of A. Finish by adding the larger B triangles. Block will be 6 1/2"; finished size 6".




BE colourful




Come and spend 2 days with Jacqueline deJonge from The Netherlands, of BECOLOURFUL!




The Colourful Quilt



Curling Colors



Surprisingly Red



Stars in the Night

Join us for a Workshop with Jacqueline making one of the above patterns. Sunday and Monday, October 4 and 5 from 9 am - 4 pm Location: Everlasting Stitches, 2040 N. Aurelius Road, Holt, MI 48842 Classes are limited to 20 students. To reserve your class, call 517.699.1120 Cost: \$165.00 for two days of personalized instruction and also includes pattern of choice and Jacqueline's foundation paper.

Join us the for a trunk show of Jacqueline's work: Thursday, October 1, 2009 at 7:00pm at Cornerstone Church, Okemos, Road, Okemos, MI. Tickets: \$7.00 at the door Limited seating. Reserve by calling Dan Burke 517-614-2434 or email Dan at dan@quiltingbytheriver.com

CCQG Quilt Show 2011

Going to Pieces

The first meeting of the Show Committee will be Saturday, November 14, 2009 at 3:00pm at the home of Dan Burke. Any one interested in working on the show as a chair or co-chair is welcome to attend. Hope to see you there.



Join Us For Two Great Events!


Festival of Quilts Show


Thursday, Sept. 3 thru

Saturday, Sept. 5

(closes at 4 pm)

*Come & See
The Quilts*



Country Stitches 

1965 Boardman Road • Jackson • (517) 782-7100

2200 Coolidge Rd • East Lansing • (517) 351-2416

Hundreds of Bolts of Cotton

1/2 OFF!

12th Annual Close-Out Sale

For the first two weeks of September, we have hundreds of bolts of cotton on sale including some Batiks. We negotiated great close-outs from all of our major companies.

August 31st - September 12th

Jelly Rolls - Selected 50% Off

Layer Cakes - Selected 50% Off

Honey Buns - Selected 50% Off

Turnovers - Selected 50% Off

Labor Day Hours 12-4

This is only two weeks long so don't miss out!

Star Struck

And The Winner Is


Cathy Phillips

Thanks goes to Coreen Strzalka, Minda Schneider, Sandy Guild, Dorothy Jones, Dan Burke, Helen Harrison, Ruby Freed, Eileen Gioia, Barb Hollowick, Irene Blanchard, Kelly Sattler, Janet Keeler, Shirley Linn, Laura Broughan, Jean Kaufmann, and Deb Martens for constructions of the blocks.

The quilt measures 86" x 108" and is made from 20 different 100% cotton batiks. The pattern is by Judy Martin. Special thanks to Coreen Strzalka for the beautiful machine quilting job.



2009 Raffel Quilt



Custom Quilts & Sewing Center

1645 Haslett Rd.
Haslett MI 48840
517-339-7581

www.quiltsgalore.com

Fall and Winter classes now forming!

Block of the Month continues . We have two programs. One makes twelve blocks and one makes a complete beautiful quilt.

Christmas Sampler block of the week is going great. You can still get in on this!

Lots of new fabrics coming in!

Loads of Creative Grids in stock, including specialty rulers!

Bring in this ad and get 20% off your shopping order, regular priced items only!
Coupon ends on Oct 31st.

Open Mon, Weds, Fri 10-6
Tues. and Thurs 10-8
Sat. 10-5

Creating Time For Your Quilting

Seven tips on how you can get more time and more accomplished while quilting.

1) Get organized. If you can't set up a permanent sewing area, try to keep all of your sewing equipment, patterns, notions, fabric and accessories in the same general area. Your time is valuable - don't spend it searching for missing items.

2) Keep smaller, like-kind sewing items together as well. For example, keep your thread and bobbins in one container, your needles and pins in another and measuring tools in yet another. Remember to return them to their appropriate containers after you're finished using them.

3) Try to set aside a specific time each day or each week for your sewing. The time you set aside doesn't have to be lengthy. Even sewing for 15 or 30 minutes at a time will allow you to get something accomplished.

4) Work on one project at a time. If you have multiple projects going at once and little time to spend on them, it's easy to start feeling frustrated and more than a little overwhelmed. Set realistic goals for yourself.

5) Unplug the phone and turn off the television while you're sewing. Phones can limit the use of your hands and televisions can take your focus away from your sewing. For entertainment, opt for a radio or stereo system instead.

6) Take advantage of sewing classes offered at fabric stores, craft stores and sewing machine shops. These classes are an excellent way to learn timesaving sewing techniques.

7) Keep your machine properly maintained. Clean it, oil it and have the machine professionally serviced on a regular basis. Nothing wastes time like an improperly functioning sewing machine.

Fat Chance

Members may enter only one fat quarter (18" x 22") consistent with the color theme for that month and must be present to win! One name will be drawn for each group of 15 fat quarters. The first name drawn will get the extra ones. For ex: up to 29 fat quarters all go to the first name drawn; 30 would be evenly split; and 39 would result in 24 to the first name and 15 to the second. This distribution provides an adequate amount for a variety of items.

Categories for 2009-2010

The theme for this year has been selected by The Quilted Roses Small Group (Shirley Linn, Laura Broughan, Pat Trumble and Brenda Broughan).

Theme: Curl up with your favorite quilt and read a book.

Be sure to keep this list handy when you are out and about at your favorite quilt shop.

- Sept - • *The Quilt that Walked to Golden* by • Sandra Dallas - Shades of Gold Tone on Tone
- Oct - • *Fool's Puzzle* by • Earlene Fowler - Think Court Jester Black and White
- Nov - • *Circle of Quilters* By • Jennifer Chiaverini - Circles, Dots, Geometric
- Dec - • *The Christmas Quilt* by • Jennifer Chiaverini - Christmas Fabric - Blues or greens or gold
- Jan - • *Quilter's Apprentice* by • Jennifer Chiaverini - Fabric with sewing notions, scissors, buttons, tape, etc.
- Feb - • *Runaway Quilt* by • Jennifer Chiaverini - Civil War reproductions
- Mar - • *Irish Chain* by • Earlene Fowler - Shamrocks, Celtic Designs in Green
- Apr - • *Round Robin* by • Jennifer Chiaverini - Birds

Everlasting Stitches Holt Michigan

Open Monday - Friday 9:30 to 6:00

Thursday 8:00pm, Saturday 9:30 to 4:00 and Sunday 11:00 to 3:00



Come in to see our full line of Laundry Basket

Quilts Patterns and fabrics

by Edyta Sitar


2040 N. Aurelius Road

Holt, Michigan 48842


At The Corner Of

Aurelius And Holt Roads

517-699-1120



Come Sew With Us



For Capitol City Quilt Guild Mambbers to a Private Presentation of Quilting Equipment

This very special display is at our Lansing location only. This is your opportunity to test drive equipment from Tin Lizzie, Janome, Brother, as well as the largest selection of quilt frames you use with your own machine ever offered.


This is your opportunity to discover for yourself if you would ever want to have any of thes equipment in your own home.

there is NO PURCHASE NECESSARY and NO PRESSURE TO BUY> This is an educational presentation. Call now to make your private reservation anytime Monday thru Friday 9am to 7pm. September 1 - September 18. Everyone that attends this private educational presentation will be eligible to win 5 hours use of a quilt frame and long arm machine to finish one of your own quilts!

P.S. You and one or two of your friends may attend at the exact same time.

Limit of three quilters per private session.

Special Note: We are planning a monthly e-mail blast with exciting specials. You will not want to miss it. If you would like to participate register your e-mail address with us immediately!



Grand Rapids
3861 Plainfield
(Next to Tony Betten Ford)

616-363-1911

Wyoming
5315 Clyde Park Suite E
(Behind Annies next to
The Armed Forces)

616-531-4373

Muskegon
Muskegon
1930 Apple Ave
(Quarter Apple Mall)

231-773-8494


Lansing
520 Frandor
(Frandor Mall)

517-333-5250

Toll Free 888-363-1911

www.gallsewingvac.com

~Small Groups News~



The Quilty Cats, a new small group, had their first meeting in July. This group is going to be working on cat themed projects and has already chosen their first - a full size bed quilt to be donated to the Capital Area Humane Society for auction at their spring "Fur Ball." Quilty Cats will be meeting the fourth Thursday of the month and also on occassional Saturdays for sewing. The group still has room for members, so if you are interested contact Dorothy Rowe at rowed@michigan.gov or 337-3289.

CCQG NEWSLETTER

For The Members, By The Members

Every newsletter is only as good as what is contributed to it. It is an avenue for the members to get information out to each other. If you have an event that you would like posted or have a great story or thank you to pass along this is the place to do it.

Email your articles to marywarnerstone@verizon.net



Capitol City Quilt Guild
P.O. Box 26022
Lansing, MI 48909



The Capitol City Quilt
Guild meets on the
third Thursday of each
month, 7:15 p.m. at
Cornerstone Church in
Okemos.

For more information,
visit our web site: <http://capitolcityquiltguild.org>

We're on the Web!!!
[http://](http://capitolcityquiltguild.org)

capitolcityquiltguild.org

Next Newsletter Deadline: October 15th