



UPCOMING PROGRAMS

2008-2009 Officers

President
Coreen Strzalka

Vice President
Dan Burke

Secretary
Helen Harrison

Treasurer
Daynell Rose

SEPTEMBER

September Board Meeting:
Wednesday, Sept. 3, 6:30 p.m., at
Olga's Restaurant in Frandor. All
guild members welcome.

September Guild Meeting:
Thursday, September 18, 7:15 p.m.
at Faith Church, 2300 Lake
Lansing Rd., Lansing (across from
Eastwood Towne Center).

Program:
Speaker: Patsy Thomson. Patsy will
present a lecture and trunk show
entitled, "Thread Power," on how to
use threadwork to dress up a quilt,
whether through free motion
quilting, or embroidery, or trapunto.

OCTOBER

October Board Meeting:
Wednesday, Oct. 1, 6:30 p.m.
Contact Coreen Strzalka for
location. All guild members
welcome.

October Guild Meeting:
Thursday, October 16, 7:15 p.m. at
Faith Church, 2300 Lake Lansing
Rd., Lansing (across from Eastwood
Towne Center).

Program:
Speaker: Elsie Vredenburg. Elsie's
lecture is entitled, "May I See the
Back, Please?", about backstitch on
quilts. Visit Elsie's website at
<http://www.quiltsbyelsie.com>.

Inside this issue

President's Message 2

Membership Update 3

*Community Page and
Guild News* 4

Library News 6

CCQG Traditions 8

Tiny Treats 11

Events Calendar 12

September workshop with Patsy Thompson:

"Couching of Decorative Threads, Trapunto, and Free Motion Extravaganza!"

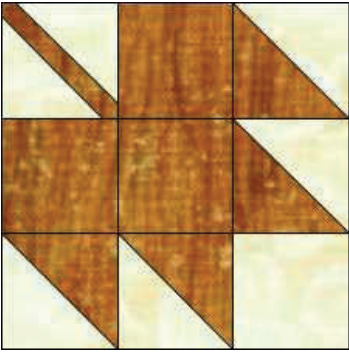
Friday, Sept. 19, 9:00 a.m. to 4:00 p.m. at the Foster Community Center, 200 N.
Foster St., Lansing. Visit Patsy's website at <http://patsythompsondesigns.com>.

As the Needle Turns is published bimonthly in the odd-numbered months. Deadlines for submissions
are the 15th of all even-numbered months. Mail advertisements and articles to Editor, CCQG, PO Box
26022, Lansing, MI 48909 or by email to: dmartens@voyager.net.

If you wish to receive a printed newsletter and do not receive one, contact **Membership Chair Dorothy
Jones at 482-7044 or Jones2Lan@sbcglobal.net**.

Advertising rates: Business card—\$12.00; Quarter-page—\$18.00; Half-page—\$36
(Discount for members: Business card—\$10.00; Quarter-page—\$15.00; Half-page—\$30).
Want ads: \$12.00 for non-members and \$3.00 for members.

PRESIDENT'S MESSAGE



If you would like to receive the newsletter by email, please send an email to Guild Secretary Helen Harrison:

ccqgnews@gmail.com

If you wish to receive a printed newsletter in the U.S. mail, and have not received one, contact Dorothy Jones, Membership Chair.

**THE CCQG WEB SITE IS
HERE!**

Web extras available

ONLY on the web

Check it out!

<http://capitolcityquiltguild.org>

Marge, who was a quilter from Lansing, Michigan, had a very shy grandson named Jim. Ever since he was a baby, Jim was very reserved and quiet. Marge loved him terribly and made him a beautiful quilt when he was four years old. The quilt pattern was one of the first star medallions that Marge had ever made. The points weren't perfect and to tell you the truth, the quilt wasn't even square; Marge never measured it to make sure. She picked bright colors that radiated out from the center to purposely be bold and exciting – the exact opposite of her grandson, Jim. She did it to try and make him come out of his shy and standoffish shell. Jim loved the quilt; he took it everywhere he went and he even named it "Star."

One day, when Jim was eight, Marge decided to take Jim to a renowned museum of art and history that had a distinguished display of quilts. To Marge's dismay, Jim dragged along Star. She didn't want everyone comparing the quilt she made to the ones on display.

Every quilt that they looked at that day was under a glass case. The quilts were displayed away from natural light to protect the colors from fading. They were perfect in every way. The points were perfect, the quilting was perfect, and the color choices were perfect. One could not find anything wrong with any of the quilts.

On the way home, Marge asked her grandson which quilt in the museum was his favorite. He said that Star was the best. Marge felt that Jim had misunderstood the whole reason for the trip and tried to explain to Jim why "Star" was nothing compared to the quilts on display. Jim patiently listened to his grandmother and then told her the following story:

"Grandma, my quilt talks to me every day. Star was very afraid to go into the quilt museum at first because she felt very inferior to the rest of the quilts. I had to explain to Star what she has done for me. Because Star was made with so much love from you, Grandma, Star has made me a better person. I have much more confidence than I would have without Star. Every minute that I hold onto Star, I feel your love. Your love, that I feel by owning this wonderful quilt, allows me to do things I never could do alone. I handed in the best science project in my class and was given the citizenship award from my principal. Your love is sewn into the quilt with every stitch so that it can only make me a better person by knowing that I am so genuinely loved."

Marge was astounded by her grandson's story and his maturity. She watched him grow to be a great entrepreneur who discovered a way for salt water to be used as a fuel for cars.

As we quilt for others, especially in our charity work, let's remember the feeling of wrapping up in a quilt that our grandma gave us and the love that inspired us to become what we are today. A quilt is not just a blanket, but a blanket of love that can change the world.

—Coreen Stzalka

FROM THE MEMBERSHIP CHAIR

Additions to the membership directory:

Corrections and Changes

Mary Graves
For contact information,
please see the print version
of the newsletter

Mary Hoffman
For contact information,
please see the print version
of the newsletter

Nelda Orr
For contact information,
please see the print version
of the newsletter

Karen Mirras
For contact information,
please see the print version
of the newsletter

Heather Spotts
For contact information,
please see the print version
of the newsletter

Gail Drayton
For contact information,
please see the print version
of the newsletter

Jeanne Van Neste
For contact information,
please see the print version
of the newsletter

Email for both Dorothy and Ellen Mills For
contact information,
please see the print version
of the newsletter


Address for Linda Ziegenhagen should be:
For contact information,
please see the print version
of the newsletter

Join Us For Two Great Events!

Festival of Quilts Show

Thursday, Sept. 4 thru
Saturday, Sept. 6
(closes at 4 pm)

*Come & See
The Quilts*



Country Stitches 

1965 Boardman Road • Jackson • (517) 782-7100
2200 Coolidge Rd • East Lansing • (517) 351-2416

Hundreds of Bolts of Cotton

1/2 OFF!

11th Annual Close-Out Sale

For the first two weeks of September, we
have hundreds of bolts of cotton on sale.
We negotiated great close-outs from all of
our major companies.

September 1st - 13th

**Plus Yard Sale - Hundreds of Yard Pieces \$3
And Quilt Backs -- 3-9 Yard Pieces - \$3 a yard**

Labor Day Hours 12-4

This is only one week long so don't miss out!

COMMUNITY PAGE AND GUILD NEWS

News of our members

We received this note from the family of Betty Stephenson:

Dear Capitol City Quilters,

Thank you for the lovely floral arrangement and for providing our mother with so much joy when she was living. Quilting was a great joy in her life and her legacy of quilts will live on.

Sincerely,

The Stephenson family

Congratulations to Kari Smith-Ruedisale . . .

Check out the October, 2008 issue of "American Patchwork and Quilting" magazine. Kari's beautiful machine quilting is shown on one of the featured quilts, "Reach for the Stars", p. 73.

Raffle Quilt Update

The drawing for our 2008 raffle quilt will be conducted at the September guild meeting! Someone will take home the beautiful Raspberry and Crème raffle quilt! Make sure you turn in any tickets and ticket money to Bev Wilkinson.

Thank you to Dan Burke for agreeing to plan and design our 2009 raffle quilt. Dan and a subcommittee of CCQG board members were hard at work on a design at the close of the August board meeting. Stay tuned for information on how you can help!

Quilt Show Update

Guild members are invited to present ½ hour demos during the quilt show. If you have a pattern you have developed, or if you have materials, like dyed ribbons, specialty rulers, or other quilting related items, that you would like to sell, you are invited to demonstrate during the show. If you are interested, please contact Coreen Strzalka.

Sign-up sheets for volunteering at the show will be available at each guild meeting. All volunteers will receive a beautiful purple CCQG lanyard, suitable for displaying your name tag and show pins.

Bookmarks to publicize the show, silent auction donation forms, information about contributing a block to the guild's Silver Anniversary quilt, and registration forms for hanging quilts in the show are also available now.

There will be a Quilt Show Planning Committee meeting on Tuesday, Sept. 9, 6:30 p.m. at the Foster Center. All members are welcome.

A Request from the Guild's Historian

Please remember that there are a stack of notebooks with the history of our guild. I am trying to keep the most recent one up to date. However, since the advent of digital pictures, I get very few from guild members for the book. I'd like 1-5 of your best from CCQG events (not 25!) – such as National Quilting Day, small group activities, our show, classes . . . Please identify the occasion, date and people on the backs of the pictures. No, I do not want them in digital form! Thanks.

Submitted by Ruby Freed

Your generosity is appreciated!

To all the long-arm quilters who donated their time and energy in quilting quilts for the City Rescue Mission, a really big THANK YOU! All of you are angels in my book, for what you do for others.

These quilters participated:

Coreen Strzalka - quilted 5 quilts

Kelly Sattler - quilted 5 quilts

Kari Ruedisale - quilted 2 quilts

Alicia DeBello - quilted 2 quilts

Thank you from the bottom of my heart.

Sincerely,

Fran Mort

CCQG Website Updates

If you haven't visited the guild's website recently, you should!! The site now includes listings of the guild's library books, categorized by title, author, and subject, as well as the 2009 quilt show flier, and directions to the new quilt show venue. Webmaster Kelly Satler is working on more updates and a redesign of the site. Check back often at <http://capitolcityquiltguild.org> to see what's new.


Attention Small Groups

We would like to hear about your activities! Small groups are invited to write a short article describing their history, activities, quirks, and foibles for inclusion in the newsletter's "Spotlight on Small Groups" feature. Have you made great friends? Designed a fabulous group quilt? Gone on shop hops or retreats? Pitched in for charity? Learned lessons you can share with others? Participated in interesting block exchanges? Created magnificent round robin quilts? Inquiring quilters want to know! You can inspire others by sharing. Please send your story to Newsletter Editor Deb Martens, dmartens@voyager.net. Thank you!

"Fat Chance" Drawing ~ more participation means more winners!

Members may enter only one fat quarter (18" x 22") consistent with the color theme for that month and must be present to win! One name will be drawn for each group of 15 fat quarters.

Pull the entire year of fat quarters from your stash now so you will never miss a drawing!



Sept. - Bold Orientals of any color.

Oct. - Leaf prints in warm fall colors.

Nov. - Dark Batiks in purple, blue, burgundy, green or a combination.

Dec. - Gold metallics in dark green or red, burgundy, cream or a combination – picture a Christmas tree skirt!

Jan. - Rich Paisleys in browns or oranges or golds or rusts.

Feb. - Small or medium prints in a combination of white with black or red or both.

March - Any color Thirties fabrics - picture Aunt Gracie's.

April - Strong Tropical prints – picture Hawaiian beaches!

Still need some? Clip this out so you will always have it handy at the quilt shop!

Questions: Contact Barb Hamm or any member of the Seam Rippers small group.



Treasurer's Report

Treasurer Daynell Rose reported the following balances as of June 30, 2008:

Checking: \$11,776.45

Savings: \$10,897.48

Total cash balance: \$22,673.93

If interested, request the monthly financial statement from Daynell.

Custom Quilts & Sewing Center

1645 Haslett Rd

Haslett MI 48840

517-339-7581

Thursdays Girls Night Out

If you have a project that you need to finish, join us on Thursday anytime from 4PM-8PM and enjoy the company as you finish your project.

Check out our website www.quiltsgalore.com. Sign up for our newsletter online. We will no longer be mailing them by "snail mail".

Stop by the store and check out the Debbie Kratovil Calendar Girls projects of the month. Pick up your copy of the calendar as you check out the projects on display.

Come start a Christmas quilt with us. Each Thursday is a new installment of our Christmas quilt.


New Batiks and new Patterns and lots of new samples! Stop in and see what's new!

We appreciate your support and hope to see you soon.

CAPITAL CITY QUILT GUILD LIBRARY NEWS



New Books Coming to our library in September:





Knockout Blocks and Sampler Quilts by Judy Martin

128 pages, 9 sampler quilt patterns, 109 block patterns, color throughout, published October, 2004. Knockout Blocks and Sampler Quilts is a new kind of block book from the inventive mind of Judy Martin. With just 3 simple shapes - the square, the rectangle, and the most basic triangle (half-square or quarter-square) - Judy has created a book's worth of brand-new blocks that will keep you making quilts for years! Every block is presented in at least 3 colorings to help you see all their many possibilities. 9 samplers and 34 quilt suggestions give you great ideas for how to use each block. Every block is presented in at least 3 sizes. Most are presented in 6 or 7 sizes! Each sampler is shown in 3 sizes: wall, twin, and queen. Each size is done in a different beautiful coloring and comes with complete yardage information, cutting instructions, and piecing diagrams.

Paper-Pieced Mini Quilts by Wendy Vosters

Make beautiful miniature quilts in a snap! Paper piece them in strips rather than blocks for fast, fabulous results! Even beginners can stitch perfect angles and points in these tiny patchwork wonders. 17 little projects include both classic and original designs. Color-coded patterns simplify fabric-and color-placement decisions.




Beautiful Blooms: Quilts and Cushions to Applique by Susan Propst

These wall quilts and coordinating cushions are appliquéd with the beautiful blooms of the British Isles. Use hand or fusible appliqué to create English roses, Irish shamrocks, Welsh daffodils, and more. Susan's tips on choosing a color palette will help you recreate the stunning colors of a British garden in your own home.

For the Birds: Paper pieced Birdhouses and Bird Feeders by Jaynette Huff

Build your own bird sanctuary with fabric and thread! Stitch a tribute to your favorite feathered friends with the ease of paper piecing. Even if you've never paper pieced before, you'll be amazed at the accurate results you can achieve by following these simple steps. Now you can bring the beauty of birds and birdhouses indoors to enjoy. The book contains 25 beautiful block designs feature a variety of large and small birds, plus birdhouses and feeders, butterflies, and a bird bath; five whimsical quilt patterns ranging from small one-block wall hangings to larger 12- and 16-block arrangements; full-size patterns, making it easy to start your first project right away, and a primer on paper piecing to build beginner confidence; and, a bonus: find ideas for adding a pinch of pizzazz to your projects with quarter-inch fabric frames. Let your love and admiration "for the birds" shine in these fresh, fun designs!




Terrific Triangles by Shelly Burge


This is an older book so there is not much information available, but according to librarian Jean Kaufmann, it uses half square triangles in 9 patch settings to form a variety of overall patterns.

Kids start Quilting With Alex Anderson

Who can resist the chance to pass along our quilting expertise to the next generation? Beloved quilter, teacher, author, and HGTV's "Simply Quilts" host Alex Anderson turns her talents to teaching kids how to make quilts. This volume is recommended as a beginner's book for parents who are not themselves quilters but who want to learn quilting along with their children. Anderson aims this simple instructional project book at children ages nine to 14 and emphasizes safety in working with tools like rotary cutters and hot irons. Included are seven projects, including small quilts, pillows, and colorful wall hangings. The tips for quilting with children and the illustrated instructions for using the rotary cutter are alone worth the price of the book.



Thimbleberries Big Book of Quilt Blocks by Lynette Jensen



From fabric designer, author, and quilting expert, Lynette Jensen and her Thimbleberries® Design Studio, comes her very first collection ever of block print quilt designs sure to delight her legions of fans as well as quilters of all ages and skill levels. Lynette begins with the quilting basics, then moves on through the chapters with 60 block designs which can be easily assembled to make 5 gorgeous and colorful quilts. Whether looking to create a gorgeous gift or add to the home decor, Thimbleberries® Big Book of Blocks has the right design to please.

FROM THE LIBRARIAN

Several people have made generous donations of books to the library, including, most recently, Nelda Orr. We thank you very much. However, due to the size constraints of where we store the books, we can't always add the books to the library. Our committee looks at the books and decides if we feel they can be used. If you donate books and would rather have them back if we are unable to use them, please let us know. If we don't use your book in the library we will sell it at the next garage sale and use the money to buy more books that we feel will benefit the widest interests possible. Thank you for being such a generous group.

Jean Kaufmann

Events Around the State

Michigan Quilt Network - 2008 Showcase

**"New Beginnings - Honoring the Old - Embracing the New",
at the Lansing Center, Sept. 11-14**

This is your chance to take in a statewide quilt show right here in Lansing! Several CCQG members will display their quilts. Classes, vendors, special exhibits and more.

Pumpkin Patch Run Shop Hop

Seven shops in Southeast Michigan are planning a shop hop on Oct. 16-18. The Pumpkin Patch Run includes Guildcrafters in Berkley, Jennifer's in Pinckney, Monarch Quilts in Brighton, Sew What in Southgate, The Stitchery in Howell, The Quilt Patch in Tecumseh, and The Quilters Contton Patch in Dexter. There will be door prizes, a progressive quilt, special sales at each store, and more. For information, contact any of these shops.

Quilters Invited to Participate in the 26th Annual Festival of Quilts and Craft Show in Dearborn

Guilds and individual quilters are invited to submit quilts for display at the show at the Dearborn United Methodist Church on October 3-4. The show includes an extensive display of quilted items, a craft boutique, a silent auction, vendors, fiber arts demonstrations, and a luncheon. Proceeds will be used to support global mission programs, community charities, and other church efforts. The show is the same weekend as the City of Dearborn's art fair during the Fall Into Dearborn Festival. For more information, contact Kirstin Karoub, (313) 274-0011, or Joelle Siebert, (313) 562-3446.

Quilts from the Chatfield-Hersey Family exhibit at the Birmingham Historical Museum

Visit the Birmingham Historical Museum through October 25, 2008, to see nine beautifully handcrafted quilts representing both a mastery of the art of fine needlework and a nearly 200-year history of a family's pioneering connection to the Birmingham area. For information, call (248) 642-2817, or visit www.ci.birmingham.mi.us.

New ~ All Brands Sewing Machine Repair

2100 Grand River Annex
Ste 200
Brighton, MI 48114
810-225-7005

MONARCH
QUILTS

NEW! Machine Repair, ALL brands by experts

Holiday Fabrics are now arriving! Also;
100's of Batiks,
Juvenile Prints,
Asians, Amy Butler,
Kaffe Fassett, just to name a few.

Over 3000 Bolts!
We give Kisses too!
(Chocolate)
Friendly and Fun!

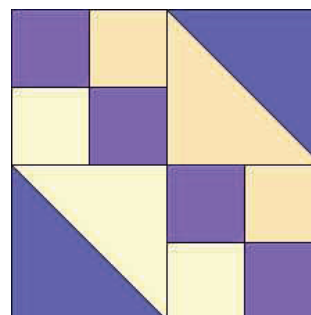
Grand River Ave
I-96
Brighton
Exit #145

Monarch
Rollarama
Hilton

Where Fabric & Quilts Come Together

Find Monarch coupons at www.coupons4livingston.com

We Quilt Quilts!





"These are a few of my favorite CCQG Traditions . . ."

FIFTH IN A SERIES

History of "Fat Chance" drawings

A monthly drawing of Fat Quarters began at our January 1995 Guild Meeting and became known as the Fat Chance drawings.

One of the reasons for starting these drawings was to give new members an opportunity to become involved in Guild activities right away. Bringing a fat quarter to a meeting when they could win 25 pieces of fabric would not only give a new quilter confidence as she became acquainted with Guild members, but would help to build her stash right away.

Rules had been established that Guild Members (only) could bring one fat quarter of 100% cotton fabric to the meeting each month and enter her name in the "pot". There would be one winner for up to 25 fat quarters and a second winner for additional fabrics. This proved to be a popular activity from the beginning: The first drawing had two winners – one for 25, the second for 21. Fran Mort chaired this project for the first two years. A theme or color designation was selected and published for each month.

The first themes were rather fundamental – such as January – Winter; February – Red and White; March – Green; April – Water; May – Spring; June – Bridal/Pastels; July – Red, White & Blue; August – Summer; September – Sapphire Blue; October – Fall; November – Florals; and December – White on White/ Cream on Cream; etc.

Of course, like the world in which we live, ideas and rules change over the years. I pulled out some of my old Newsletters and randomly picked a few themes that apparently were meant to challenge our imaginations such as: 2001 – May – The Cure for Depression (30's fabrics); June – Day Trip to Shipshewana (Amish); July – Going Dotty (dots, circles, etc.); August – The Dog Days (pets); September – Readin', Writin' & Rithmetic (geometrics). You get the picture. In 2006 the overall theme was "Where in the World is CCQG?": May – Holland -delft blue, tulips, windmills, Dutch boy & Girl; June – Atlantis -turtles, dolphins, under the sea, fish, whales; July – Michigan Vacation Symbols such as picnic, beach, lake, boat. And so it goes. Very Interesting!

As with the first drawing in 1995, this is still an easy way for any member to get involved in a Guild activity, and to build that stash at the same time. Try it – you'll like it!

Submitted by Daisy DeHaven

Tiny Treats and Fat Chance

Winners

July

Fat Chance (24)
Brenda Broughan

August

Tiny Treats (18)
Karen Berry

Fat Chance (12)
John Putnam

Find The Basic And The Unusual



- **Quilting**
- **Fashion**
- **Bridal**

Every Major Manufacturer
And More Represented

*12,000+ Bolts Of
Fabric In Stock*
**Silk • Velvet • Wool
Linen • Denim**

Quilting Supplies & Kits
Notions • Patterns • Books

260-768-4887

YODER'S SHOPPING CENTER
300 S. VAN BUREN ST. (SR 5)
SHIPSHEWANA, INDIANA

M-Sat 8a-5:30p

www.yoderdepartmentstore.com

Scientific Study Reveals Hypnotizing Effect

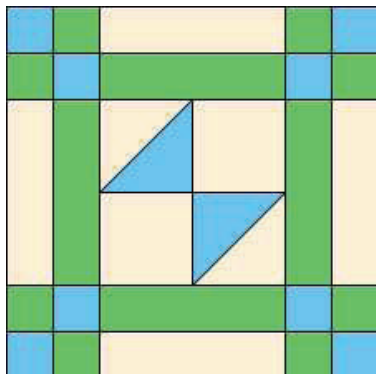
A recent study has indicated that fabric gives off certain Pheromones, that actually hypnotize women and cause them to purchase ungodly amounts.

When stored in large quantities in enclosed spaces, the Pheromones (in the fabric) cause memory loss and induce the nesting syndrome (similar to the one squirrels have before the onset of winter, i.e. storing food), therefore perpetuating their species, and not having a population loss due to their kind being cut up into pieces and mixed with others. Sound tests have also revealed that these fabrics emit a very high-pitched sound, heard only by a select few of a breed of women known as 'Quilters'.

When played backwards on an LP, the sounds are heard as chants 'buy me, cut me, sew me!' In order to overcome the so-called 'feeding frenzy effect' that these fabrics cause, one must wear a face mask when entering a storage facility and use ear plugs to avoid being pulled into their grip. (One must laugh, however, at the sight of customers in a fabric store, with WW2 army gas masks and headphones!).

Studies have also indicated that aliens have inhabited the earth, helping to spread the effect that these fabrics have on the human population. They are called FABRIC STORE CLERKS. It's also been my experience that these same Pheromones cause a pathological need to secret these fabric purchases away when taken home (or at least blend them into the existing stash), and when asked by a significant other if the fabric is new, the reply is "I've had it for a while".

(Originally published in August 1997 in the Western North Carolina Quilters Guild Newsletter)



Ethelbird & Eliza Kids

Fabric Online Especially for Kids
Babies, Youngsters, Tweens & Teens

www.ethelbird.com

Teresa Borton

517-327-1937

We Make You Kindly Welcome At

Everlasting Stitches

2040 N. Aurelius Rd., Holt, MI

(517) 699-1120

New Fabric arriving all the time.

REPRODUCTIONS/CIVIL WAR•BATIKS

REMEMBER 1ST SATURDAY SALE!!!

Upcoming Classes

with Kari Ruedisale-Smith

HST exchange with Edyta Sitar

Saturday, Sept. 27 at 2:00 p.m.

Edyta Sitar's second line of batiks
for Moda - "Girl's Best Friend"

Christmas and Halloween fabrics

K. Fassett's fabrics

THANK YOU FOR YOUR SUPPORT, pam

A QUILTER'S WILL (courtesy Quilter's Guild of Plano, Texas)

Being of sound mind and body (a statement that does not bear close scrutiny) I _____do hereby record my last will and testament. Knowing that _____, my _____ (husband, sister, daughter) has no appreciation, or for that matter knowledge of my extensive fabric collection, which, by the way is deposited in various places throughout my house for safe keeping. Knowing also that _____ has also notified the goodwill store should I precede him or her to that great quilt shop in the sky, to pick up and dispose of the aforementioned collection. Therefore I do WILL this collection and all other collections related to it, to my dear fellow fabric preservationist/s _____. It is my wish that she/he/they, upon hearing of my death and obtaining clear proof that I did not manage (although goodness knows I tried) to take it with me, will come to my home, before the goodwill store searches out my collection. That she should rescue said collection and stack it in my quilting studio, along with my sewing machines, frames, old buttons, lace, patterns, quilts, dolls and works in progress. And after she/he has done that, she/he should purchase refreshments for all my friends, not yet departed, which friends are also her/his friends, and every last one shall be in that room and they shall hold a wake and say lots of lovely and kind things about me until they run out and then they shall divide amongst themselves my wonderful collection. Be forewarned! I shall be hovering over that very spot until this is done. _____shall then leave this spot and close the door, leaving the car, house, stocks, bonds and other worldly nonsense to those who don't understand or know any better. This is my wish on the matter.

Signed: _____

Date: _____



Paducah Quilt Show

Motor Coach Trip

April 23rd-26th 2009

4-day, 3-night motor coach trip to Paducah, Kentucky for the Annual American Quilter's Society Quilt Show and Contest, with more than 300 vendor booths and 500 contest quilts on display

An all inclusive package:

Deluxe motorcoach transportation, hotel accommodations, all meals except for Friday & Saturday lunch, 2-day admission to the Quilt Show, admission to the Quilt Museum, guided motorcoach tour of Paducah, and more.

Leaving from:

Saginaw, Flint, Detroit, Ann Arbor, Lansing,
SW Michigan, NW Indiana


For more information, contact **Jim Higgins** at (269) 782-2615, or visit www.jstravelservice.com email jstravelservice@comcast.net

2007-2008 Tiny Treats

Brought to you by Quilters Anonymous . . . celebrating some unique and interesting holidays.
(We bet you've never heard of some of these!)

October 2008 – World Menopause Day (Oct. 18)

Up and Down block – 7¼" finished block (7 ¾" unfinished)



Materials:

5 different brights, medium to dark value

-1 strip, 1¼" x 17" of each color

subcut into 4 rectangles, 1¼" x 4 1/8"

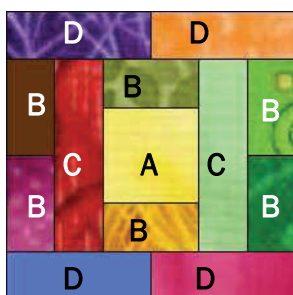
OR use a brightly colored stripe fabric and cut four squares, 4 1/8"

To assemble:

1. Sew together one rectangle of each color into a square unit to make a quarter-block unit, as pictured. (If using striped fabric, skip to step 3.)
2. Repeat to make four matching units, keeping colors in same order.
3. Assemble as a four-patch, as pictured.

November 2008 – Universal Children's Day (Nov. 20)

Crayon Box block - 6" finished (6½" unfinished)



Materials:

Assorted brights (crayon colors) cut as follows:

1 square, 2½" (A)

6 rectangles, 1½" x 2½" (B)

2 rectangles, 1½" x 4½" (C)

4 rectangles, 1½" x 3½" (D)

To assemble:

1. Sew a (B) rectangle to top and to bottom of center (A) square.
2. Sew a (C) rectangles to each side of center unit.
3. Sew two (B) rectangles together to make side unit; repeat with 2 more (B) rectangles. Sew side units to center unit.
4. Sew 2 (D) rectangles together to make top/bottom unit; repeat with 2 more (D) rectangles. Sew top and bottom unit to center to complete block.



The Capitol City Quilt Guild meets on the third Thursday of each month, 7:15 p.m., at Faith Church, 2300 Lake Lansing Road, Lansing (across from Eastwood Towne Center).

For more information,
visit our web site: [http://](http://capitolcityquilt-)
capitolcityquilt-

We're on the Web!!!
[http://](http://capitolcityquiltguild.org)
capitolcityquiltguild.org

Capitol City Quilt Guild
P.O. Box 26022

Lansing, MI 48909



Next Newsletter Deadline: October 15

AREA QUILTING EVENTS

September 6-7, 2008

Cal-co Quilters Annual Show, Quilter's Harvest 2008
Marshall Activities Center, 15325 W. Michigan Ave., Marshall, MI
Contact: jrop@comcast.net

September 11-14, 2008

Michigan Quilt Network Showcase
The Lansing Center, 333 East Michigan Ave., Lansing, MI
Contact: Judy Graczyk, 231-546-3219

September 12-13, 2008

Gathering Ladies of Hadley, 4th Annual Quilt Show
Old Hadley Town Hall, 3551 Hadley Rd, Metamora, MI
Contact: Elaine's Quilty Shop, 810-797-2242

October 3-4, 2008

26th Annual Festival of Quilts and Crafts Show
Dearborn United Methodist Church, Dearborn, MI
Contact: 313-563-5200

October 3-5, 2008

Quilts on the Grand Show, West Michigan Quilters Guild
Delta Plex, Grand Rapids, MI

October 4, 2008

Helping Hands quilting marathon
Quilters Against Cancer, Fremont, MI

October 11, 2008

Patchwork in the Pines Quilt Show
Rumpled Quilts Kin Guild
St. Francis School, Traverse City, MI

October 20-25, 2008

The Quilts of East Africa exhibit
Ailsa Craig Recreation Centre, Ailsa Craig, Ontario, Canada
Contact: Cotton-By-Post Quilt Shop

See the Vice President's Table for information on these and other upcoming events. **More events are listed at**
[http://www.museum.msu.edu:80/glcq/online news](http://www.museum.msu.edu:80/glcq/online%20news)