



## UPCOMING PROGRAMS

### 2008-2009 Officers

**President**  
Coreen Strzalka

**Vice President**  
Dan Burke

**Secretary**  
Helen Harrison

**Treasurer**  
Daynell Rose

### MAY

#### **May Board Meeting:**

There will be no board meeting in May. Starting in June, the board will meet on the first Wednesday of the month.

#### **May Guild Meeting:**

Thursday, May 15, 7:15 p.m. at Faith Church, 2300 Lake Lansing Rd., Lansing (across from Eastwood Towne Center).

#### **Program:**

Member Round Robin. Members of the guild will demonstrate various quilting techniques in a Round Robin format. Coreen Strzalka will show us the 6-Minute Circle; Sandy Guild will demonstrate Folded Attic Windows; Kay Parkhouse will show the use of Paintsticks and Embellishments, and Minda Schneider will show us Punch Needle Embroidery.

### JUNE

#### **June Board Meeting:**

Wednesday, June 4, 6:30 p.m., at Foster Community Center, 200 N. Foster St., Lansing. All guild members welcome.

#### **June Guild Meeting:**

Thursday, June 19, 7:15 p.m.

#### **Please note: LOCATION CHANGE**

The meeting will be held in the auditorium of the Law College Building at Michigan State University, located on Shaw Lane between Farm Lane and Bogue St. The auditorium is on the 4th floor. See map on page 3. Parking is FREE in the ramp west of the building.

#### **Program:**

"Antique Quilts", a program presented by guild members and quilt collectors/historians Mary and Kate Edgar. If you wish, bring an antique quilt to share for Show and Tell.

### **Inside this issue**


<i>President's Message</i>	2
<i>Community Page</i>	4
<i>Quilt Show Update</i>	6
<i>2008-2009 Board list</i>	8
<i>CCQG Traditions</i>	10
<i>Small Groups</i>	14-15
<i>Events Calendar</i>	16
<i>Tiny Treats</i>	insert page

**As the Needle Turns** is published bimonthly in the odd-numbered months. Deadlines for submissions are the 15th of all even-numbered months. Mail advertisements and articles to Editor, CCQG, PO Box 26022, Lansing, MI 48909 or by email to: [dmartens@voyager.net](mailto:dmartens@voyager.net).

If you wish to receive a printed newsletter and do not receive one, contact **Membership Chair Dorothy Jones** at 482-7044 or [Jones2Lan@sbcglobal.net](mailto:Jones2Lan@sbcglobal.net).

Advertising rates: Business card—\$12.00; Quarter-page—\$18.00; Half-page—\$36  
(Discount for members: Business card—\$10.00; Quarter-page—\$15.00; Half-page—\$30).  
Want ads: \$12.00 for non-members and \$3.00 for members.

## PRESIDENT'S MESSAGE



If you would like to receive the newsletter by email, please send an email to Guild Secretary Helen Harrison:

[ccqgnews@gmail.com](mailto:ccqgnews@gmail.com)

If you wish to receive a printed newsletter in the U.S. mail, and have not received one, contact Dorothy Jones, Membership Chair.

**THE CCQG WEB SITE IS  
HERE!**

**Web extras available  
ONLY on the web**

**Check it out!**

<http://capitolcityquiltguild.org>

**What one has not experienced,  
one will never understand in print.**

Isadora Duncan

When I was approached regarding taking on the position of Vice President – and subsequently President – of your guild, I thought I had a good understanding of what the position entailed. I was not completely sure I was qualified, because I had not been a longtime member of the guild like a lot of you. But, I have good lungs and thought I could project well. I will admit that I did not have a complete concept of the position. I was greeted with a few surprises:

- The every-other-month newsletter deadline comes WAY faster than every other month!
- I can get up in front of a hundred or so fellow quilters and make a complete fool of myself and yet still be welcomed back the following month to do the same.
- I still get nervous just before the meeting begins.
- How much I enjoy being up there in front of everyone and running the meeting.
- The enormity of the talent and skill here in Mid Michigan, in our own guild, displayed every month by both seasoned and novice quilters.
- The giving and generous nature of the members of this guild.
- The amount of money it takes to run this guild with all of its activities.
- The support provided in kind words, assistance, and backup to enact needed changes allowing the guild to grow, by the board, fellow quilters, and new friends.
- The pride I feel in being a member of this organization.
- How quickly this year has gone!!

Personally, I want to thank everyone who has made this year run so smoothly: the members of the board, my small group, the volunteers who have stepped up to provide all of you with special trips, knowledge, and fun, and my small quilting group: the Friendship Stars. I do not think I would have been half as effective without all your support.

I am looking forward to taking a step back in this next year, but still being involved. I am also looking forward to returning to Paducah in April. I have only been there once before. It was in 1988, WELL before I was an actual quilter. I went with my mother-in-law, sister-in-law, and some other wonderful people, who were/are members of the guild. I truly do not remember their names. My in-laws were trying to get me to start quilting, as I sewed clothes and other stuff. I bought fabric at Hancocks, with my mother-in-law's help, for my first quilt. I had GREAT aspirations. Well, 20 years later, and I have completely redesigned the quilt, made it, and am hand quilting it (just for my dear mother-in-law, because a quilt is not a quilt if it is not hand quilted, you know; it is a shame she passed away before machine quilting became so popular). It will be done and hanging in our quilt show next year. But, I digress . . .

When I was at that show, because of my background, I was fascinated with the wearable quilts. I still am, but I just can't see me wearing a lot of what is out there. I am looking for just the right thing. Maybe this year I will be inspired to complete just the perfect wearable quilt. But now I am also so excited about: all the wonderful quilts I will see, going to the museum, the vendor selections, and spending some wonderful time with quilters, in a cabin, on the water.

**Quilters affect eternity; they can never tell where their influence stops.**

Linda Wells

## CCQG May Be Looking for a New Meeting Space

Faith Church is undergoing a renovation in our meeting space. They are going to remove the stage and break the one large room into three smaller rooms. One room will still be large enough for the guild to meet, but we will have to have the library and the tiny treats/fat chance in the connecting smaller rooms. The church does plan to accommodate us during the summer construction and the work will be completed by September. We may find that the new set-up works just fine, or we may find that we don't have enough room and need to look for another meeting location. The board has already looked into a few locations and has some ideas for new spots. If you know of a great space to hold about 150 people once a month that is inexpensive, please contact Linda Wells or Coreen Strzalka.

## June Guild Meeting - Location Change

Faith Church, our regular meeting place, is unavailable for our June 19 meeting. Thanks to guild member Jackie Beard, we have access to the MSU Law Building as an alternative. The Law Building is located on Shaw Lane between Farm Lane and Bogue St. Our meeting will be in the auditorium on the fourth floor. Parking is free in the ramp east of the building. See map below.

*New ~ Sewing Machine Repair*

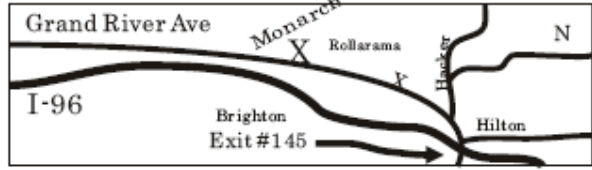
2100 Grand River Annex  
Ste 200  
Brighton, MI 48114  
810-225-7005

**MONARCH**  
**QUILTS**

**NEW!** Machine  
Repair, ALL  
brands by experts

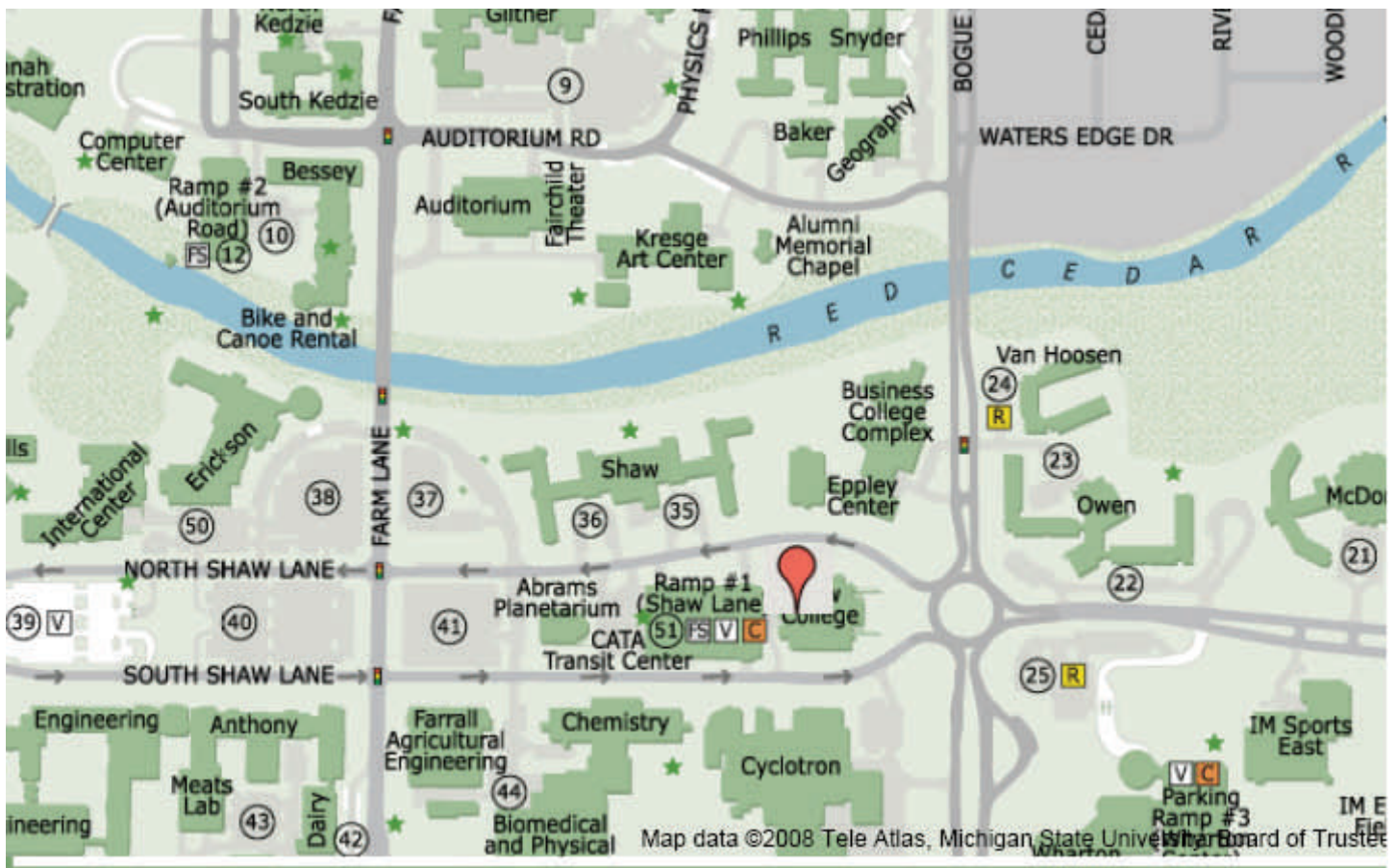
Fabrics from Designers:  
Amy Butler,  
Kaffe Fassett,  
Loralie,  
Rosie the Quilter,  
Lonnie Rossi,  
100's of Batiks,  
Juvenile Prints,  
Over 3000 Bolts!  
Kisses too! (Chocolate)

Celebrating 2 + years! Celebrating 2 + years!



*Where Fabric & Quilts Come Together*

Find Monarch coupons at [www.coupons4livingston.com](http://www.coupons4livingston.com)





## COMMUNITY PAGE

### Heartwarmers Update

In March, our guild members donated 17 quilts for kids hospitalized in pediatrics or the Pediatric Intensive Care Unit at Sparrow Hospital. Thank you to everyone who generously donated to our guild's community service project. I want to thank everyone who has given a quilt to the Heartwarmers project over the past twenty years. These wonderful quilts mean so much to the hospitalized children and their families. It is very stressful for any family who has a child ill enough to be hospitalized and a quilt can help ease the stress. Warm fuzzies are always comforting. I have seen some of these quilts on the laps of children when they come to a follow-up appointment at one of their physicians and they are loved by the child and family.

Our guild members are to be commended for their continued commitment to this community service project. To date, our guild has made 2,670 quilts for Heartwarmers. I will be stepping down as Heartwarmers coordinator and Judy Wells will be taking my place. I have enjoyed serving the guild as coordinator and want to thank everyone for entrusting this project to me. I know Heartwarmers will be in capable hands for the future. Quilt labels will continue to be available at the Vice President's table each month.

Submitted by Carolyn T. Solomon

### Quilts for foster children

Wendy Larson is requesting quilts for care bags for foster care children. She would like to provide comfort and security to children who have been removed from their home and placed in another home. Many times the children are removed from their home without any belongings. The care bags will have a quilt, pillowcase, stuffed animal, books, toothbrush, toothpaste, and other toiletries in them. Please contact Wendy, or turn your quilts in to Coreen Strzalka.

### Maple Street Shelter

A new women and children's shelter is being built in Lansing. They are in need of quilts 56" by 95" and crib size. The quilts will remain at the shelter so they need to be washable and durable. The quilts are needed by September. Contact Fran Mort or Coreen Strzalka.

### Longarm quilting for charity quilts

Contact Kelly Sattler and Coreen Strzalka.

### Hospice of Lansing Quilt Exhibit V

The Charm quilts came down and a new exhibit featuring Basket Quilts and Flower Quilts went up on March 26 at the Hospice of Lansing Executive Offices at 6035 Executive Drive, Suite 103, Lansing. As with the previous four exhibits at HOL, this one was organized by Daisy DeHaven, with hanging help from Jan Gagliano, Marilyn Palmer, Louise Mueller, Teri Nessia and Harold Whittemore.

Three antique basket or flower quilts – including a kit quilt and a raffle quilt win – are among the 14 bed-size and large wall quilts. In addition, nine small wall quilts are on exhibit. The quilts are owned or made by CCQG members Irene Blanchard, Daisy DeHaven, Ruth Farmer, Jan Gagliano, Georgia Hayden, Louise Mueller, Marilyn Palmer, Marcia Schelter and Carol Seamon.

The Hospice of Lansing is always very grateful for the color and warmth these quilts add to their walls and generously invites the public to view the quilts anytime during regular office hours from 8:30 a.m. to 5:00 p.m. There is no charge of course.

For further information, please call the HOL office at 882-4500 or Daisy DeHaven.

### Volunteers Needed for East Lansing Art Festival

Volunteers are needed to help at the East Lansing Art Festival on Sunday, May 18. CCQG members will be sharing hands-on activities with children. For information and to volunteer, contact Community Coordinator Irene Blanchard.

## Ethelbird & Eliza Kids

Fabric Online Especially for Kids  
Babies, Youngsters, Tweens & Teens

[www.ethelbird.com](http://www.ethelbird.com)

Teresa Borton

517-327-1937

## WILD Sewing Safari National Quilting Day 2008

National Quilting Day 2008 was a great success. The weather was beautiful and we all had a WILD time! There were snacks galore, especially chocolate items, and fun fellowship. Sixty nine CCQG members and friends attended the event, plus we had visitors from Japan who came to see us have fun. Attendees each received a fat quarter, or two, provided by The General Store, our vendor, and quilter's candy.

There were 42 wild, I mean WILD, blocks entered in the blotto blocks drawing. The blocks were beautiful and very imaginative. We had four winners this year: Janet Boyer and Jean Carlson each won 11 blocks, and Christa Barnhizer and Jan Kelley won 10 blocks each. All four winners also received  $\frac{3}{4}$  yard of blotto fabric to go along with their blocks.

Dorothy Deeg's daughter came and dropped off several boxes of magazines and a quilt frame that used to be her mother's. Dorothy had told her that she wanted to give the magazines to the members of the guild. So, we set up a table and most of the magazines were gone by the end of the day. The rest were brought to the March guild meeting and given away there.

Joni Whitaker, from Symmetry for the Sole Reflexology, gave free reflexology hand massages to as many people that she could fit in during the day. She was originally only planning on staying until noon, but she agreed to stay until the end of the day.

Some of the participants made cat mats to give to the Capital Area Humane Society. Twenty mats were made during NQD and more were turned in to Billie Piazza during and after the March guild meeting. Billie will continue to collect the finished mats at future guild meetings.

Door prizes were won by several people. Idabell Bush, Nancy Johnson, and Dorothy Rowe each won goodie bags worth \$10, \$15, and \$25, respectively. Elaine Hewitt won a free reflexology massage, and Billie Piazza won the quilt frame from Dorothy Deeg.

The event would not have been possible without the help of the volunteers that helped put the day together. I want to thank Jan Babcock, Marti Caterino, Sue Kesti, Cathy Stewart, Eileen Gioia, Fran Mort, Janet Scott, Rosemary Nester, Pat Johnston, Jean Kaufman, Susan Merkle, Billie Piazza, and Shawn Witherspoon.

Submitted by NQD Chair, Janet Keesler

**Custom Quilts and Sewing Center**  
**1645 Haslett Rd.**  
**Haslett, MI 48840**  
**517-339-7581**

### Thursday Girls Night Out

If you have a project that you need to finish, join us on Thursday any time from 4PM-8PM and enjoy the company as you finish your project.

Check out our website: [www.quiltsgalore.com](http://www.quiltsgalore.com). Sign up for our newsletter online. We will no longer be mailing them by "snail mail."

Stop by the store and check out the Debbie Kratovil "Calendar Girls" projects of the month. Pick up your copy of the calendar as you check out the projects on display.

We appreciate your support and hope to see you soon.  
Watch for sidewalk sales coming in MAY.



**Treasurer's Report - April 2007**

Treasurer Janet Munn reported the following information: Balances (as of April 18, 2008): Checking \$8,124.88, Savings \$10,896.11.

See the monthly financial statement and show report at the vice-president's table and on request from the treasurer.

## Quilt Show Update

**Vendors:** Almost all the vendor booths have been sold - enough to entirely pay for the venue! There is a possibility of obtaining more space in the Summit, if more vendors are interested. If you know of a shop or a business that you would like to see attend the show, please let Quilt Show chairs Minda Schneider and Sandy Guild know, and they will contact the business.

**Quilt Show Planning Committee:** Please contact Minda and Sandy if you are interested in chairing a subcommittee. Many subcommittee chairs are still needed, in the areas of Education, Pre-Hang, Raffle Ticket Sales, Prizes, Quilt Drop-Off, Quilt Raffle, Volunteer Sign-Up, Set-Up, Take-Down, Demos, Pick Up and Transport Quilts, and Quilt Return. The Quilt Show Planning Committee will meeting on Tuesday, June 10, 6:30 p.m. at Foster Center in Lansing. Anyone who is interested is invited to attend.

**Attention all past guild presidents:** We would love to display your president's quilt in honor of the guild's 25th anniversary. If you haven't finished your quilt, this is the perfect incentive to do so! If you know of a past president who is no longer in the guild, please ask if they are willing to share their quilt for the show. It would be great to have all of the president's quilts on display.

**Featured Theme Quilts - 25 Pieces of Silver:** We hope everyone is working on their theme quilts for the show. Remember, each quilt should have at least 25 pieces of silver fabric, and that you need to submit a small piece of the silver fabrics that you use with the quilt. There are no other restrictions - any size, pattern, or color.

**Raffle Quilt:** The Quilt Show committee is seeking a small group to volunteer to coordinate the raffle quilt. If you are interested, contact Minda or Sandy, or President Coreen Strzalka.

**Guild "Garage Sale" booth at the Quilt Show:** Something new this year: the guild will have a booth to sell gently used or new donated quilting items. Clean out your sewing room and help the guild by donating unwanted tools, fabrics, patterns, books, batting, etc.

**50/50 Drawing:** There will also be a 50/50 drawing at the quilt show. Tickets will be sold at the door, and you will not need to be present to win.

## Silent Auction

Our 2009 Quilt Show is only 12 months away and it's not too early to start on a project to donate for the Silent Auction. The chairpersons for this event are Danita Brandt and Alicia DeBello.

Donations are not limited to quilts. Here's a small list of items that could be auctioned: Quilted items including any size quilts, wall hangings, table runners or toppers, pot holders, placemats, bibs, Christmas stockings, purses, or tote bags; Embellished items like t-shirts, sweatshirts, or towels; Sewn items like aprons, pillow cases, dolls, pillows, or pin cushions; Other handmade items like baskets or doilies; Services like long arm quilting. Use your imagination! Find some old orphan blocks and turn them into a tote bag or potholders. Get out those UFOs.

When you donate an item, you will be asked to complete a form which includes a minimum bid amount. We feel the donor should have some input as to the value of the donated item. This amount will be listed on the bid sheet for the first bidder's name. Bidding will start on Saturday morning and run until the end of the Quilt Show on Sunday. If an item does not receive at least the minimum bid, it will be returned to the donor. (The donor does not pay the minimum bid.) The item will not be auctioned for less than the minimum bid. The winning bidder will be notified by telephone after the Quilt Show.

As in the past, proceeds from the auction will benefit the Capitol City Quilt Guild. Forms to complete and include with donated items will be available at guild meetings on the Vice President's table beginning in June; or from the chairpersons. For additional information or to make a donation, contact Danita Brandt or Alicia DeBello.





## Is proud To Announce:

### Darlene Zimmerman in Shipshewana!

"Feedsack Lady" / Clothesline Club

*This well-known designer, quilter, textile historian, national teacher/lecturer and author will be in Shipshewana on Friday and Saturday, June 20 and 21, 2008. She is widely known for her 1930's reproduction fabrics, known as the "Granny" lines. She has appeared in countless quilting magazines; the T.V. show "Sew Creative"; and continues to lecture and teach.*



*These two days will be filled with many fun activities so don't miss this once in a lifetime opportunity to see your favorite quilt designer locally!*



### June 20 and 21, 2008

*Please mark your calendar and plan to attend. Registrations will be limited. Watch for additional information coming in print and on our web site.*

Yoder Department Store  
300 S. Van Buren Street, Shipshewana, IN  
[www.YoderDepartmentStore.com](http://www.YoderDepartmentStore.com)  
(260) 768-4887  
Monday - Saturday 8:00 to 5:30

### 2 for 1 Thread

Buy a spool of thread & get one of equal or less value free with a \$10 purchase of non-thread, non-sale merchandise.

Good on all sewing machine thread & serger thread.

**Coupon good now through May 3, 2008**

Limit 10 free spools/skeins. In-stock items only. Not valid with other specials or discounts. Limit one coupon per family.

Fabric Batting Books Patterns Any  
**Half Off One Item** Threads  
Gift Items Notions Machine Accessories

With \$10 purchase of other non-sale products.

Not good on sewing machines. Maximum Value \$25.

**Coupon good May 11-17, 2008.**

In-stock items only. Not valid with other specials or discounts.  
Limit one coupon per family.

### 99¢ Fatt Quarters

All precut fatt quarters.

With a \$10 purchase of non-sale products.

**Coupon good May 4-10, 2008.**

In-stock items only. Not valid with other specials or discounts.

### Skinny Bolt Sale

Purchase all the fabric remaining on a bolt & receive 25% off the regular price of that fabric.

No limit on number of skinny bolts.

**Coupon good May 4-10, 2008.**

In-stock items only. Not valid with other specials or discounts.  
Exception: good on Fabric Club price and Sale Fabric.

### 2 for 1 Needles

with a \$10 purchase. Good on all needles.

**Coupon good May 11-17, 2008**

Limit 5 free packs of needles. In-stock items only. Not valid with other specials or discounts. Limit one coupon per family.

## Country Stitches



2200 Coolidge Road • East Lansing  
(517) 351-2416 or 1-800-572-2031

---

## Capitol City Quilt Guild Board and Committees

### May 2008 - April 2009

President	Coreen Strzalka	For contact information, please see membership directory
Vice President	Dan Burke	
Past President	Linda Wells	
Secretary	Helen Harrison	
Treasurer	Daynell Rose	
Program Chair	Minda Schneider	
Membership Chair	Dorothy Jones	
Librarian	Jean Kaufmann	
Library Assistants	Jan LaMere	
	Judy Silsby	
	Jane Roehm	
	Kathy Booth	
	Elaine Hewitt	
Newsletter Editor	Deb Martens	
Newsletter Assistants	Liz Cardinal	
	Susan Merkle	
	Norma Hass	
Community Coordinator	Irene Blanchard	
Historian	Ruby Freed	
Webmaster	Kelly Sattler	
Tiny Treats	Quilters Anonymous	
	Chris Yelvington	
Fat Chance	Seam Rippers	
	Barb Hamm	
Heart Warmers	Judy Wells	



***“Fat Chance” Drawing ~ more participation means more winners!***

Members may enter only one fat quarter (18” x 22”) consistent with the color theme for that month and must be present to win! One name will be drawn for each group of 15 fat quarters. The first name drawn will get the extra ones. For example: if there are up to 29 fat quarters, all go to the first name drawn; 30 would be evenly split; and 39 would result in 24 to the first name and 15 to the second. This distribution provides an adequate amount for a variety of items.

Size in inches	Approx. # of fat qtrs.	Size in inches	Approx. # of fat qtrs.
Baby 48 x 48 or 57	6	Twin 66 x 93	18
Lap 57 x 75	12	Queen 93 x 102	30

***Pull the entire year of fat quarters from your stash now so you will never miss a drawing!***

- May - Any shade of purples, lilacs, or lavenders mixed with other colors or tone on tone– picture scrappy purple.
- June - Prints in any combination of yellows, blues and whites – picture Country French!
- July - Any bold background Brights with animals, trucks, frogs, flowers, etc – picture a child’s quilt.
- August - Any color Civil War Reproduction fabrics – picture classic block patterns.
- Sept. - Bold Orientals of any color.
- Oct. - Leaf prints in warm fall colors.
- Nov. - Dark Batiks in purple, blue, burgundy, green or a combination.
- Dec. - Gold metallics in dark green or red, burgundy, cream or a combination – picture a Christmas tree skirt!
- Jan. - Rich Paisleys in browns or oranges or golds or rusts.
- Feb. - Small or medium prints in a combination of white with black or red or both.
- March - Any color Thirties fabrics - picture Aunt Gracie’s.
- April - Strong Tropical prints – picture Hawaiian beaches!

*Still need some? Clip this out so you will always have it handy at the quilt shop!*  
*Questions: Contact Barb Hamm or any member of the Seam Rippers small group.*

**Michigan Quilt Network Presents 2008 Showcase, “New Beginnings - Honoring the Old - Embracing the New,” at the Lansing Center, Sept. 11-14.**

The showcase will feature a quilt show, classes, and vendors. The quilt show allows members and nonmembers to display quilts in a number of categories, both judged and non-judged. Ribbons will be awarded in the judged categories for first, second, and third place, with a prize for the first place winner in some categories sponsored by quilt-related businesses. Due to space constraints, the show is limited to the first 300 entry forms received or entry forms post-marked by July 15, 2008, whichever comes first. There is a \$5 entry fee for non-MQN members. There is also a quilt challenge around the theme of “New Beginnings: Honoring the Old - Embracing the New.”

In addition, quilts will be exhibited featuring: Professional Art Quilt Alliance (PAQA) Water Challenge, Indiana Amish Quilts from the collection of Judy and Tom Morton, and Alzheimer’s: Forgetting Piece by Piece.

Classes will be offered by teachers Sue Nickels, Ami Simms, Barbara Vlack, Mary Lou Hallenbeck, Sheila DeRose, Wendy Butler Berns, Nancy Odom, Mary Sorensen, Laura Wasilowski, Judi Gunter, Majorie Nelson, Bill and Nancy Behrman, Janna Rust Getzin, Pat Holly, Kristi Knoll, Judy Morton.

For entry forms, deadlines, rules, and more information, please visit [www.michquiltnetwork.org](http://www.michquiltnetwork.org).



## "These are a few of my favorite CCQG Traditions . . ."

### SECOND IN A SERIES

#### History of "Tiny Treats"

At the CCQG *Guild Meeting* on April 16, 1992, member Tricia Glaister introduced the idea of making a six-inch block pattern available to members for a monthly drawing. Each member could make up to three blocks each month and put her name in the drawing for the number of blocks she made.

The program began in May, 1992, and the first block pattern provided was – what else?? – a six-inch nine patch, using green and white fabrics. The first winner was Ellen Ferency. There is no record of the number of blocks won. The last winner in April, 2007 was Jean Carlson, who won 30 blocks.

At the *June 1 Board meeting* it was decided that this project would be called Tricia's Tiny Treats and if there were enough blocks for more than one drawing, the blocks would be divided. Sandie Dolbee won the June 18 drawing, and the *Guild* voted to give all Tiny Treats blocks to one person rather than divide them.

In July a non-member won the blocks, so at the *August 10 Board Meeting*, the Board approved the policy that only paid members could participate in this drawing, and this policy was announced at the August 20 Guild meeting. So, like many good ideas, this one went through some growing pains before becoming an established program in the Capitol City Quilt Guild.

In the early years, a volunteer committee came up with the TTT block patterns and made the pattern available at Guild meetings. As the Guild grew in numbers and wisdom, small groups volunteered to take on the TTT patterns for a given year.

As this program evolved, different groups in charge chose to change the size of the TTT. Records show that through the years blocks have changed from the original six-inch square to five through ten-inch square blocks. Also, some blocks have been rectangular. Quilters have a way of "going outside the box" to reach a goal.

For several years now, the TTT blocks have been published in our Newsletter and more recently some recommended settings for the blocks. This is a great innovation and makes the patterns easily available to all members.

And yes, I have won the Tiny Treat blocks a number of times – 47 6" blocks "A Star is Born", July, 1997, from which I made a 38" x 56" wall quilt I named *Meteor Showers*; 59 10" blocks "The Nine Patch that Grew", August, 2003, from which I made an 88" x 100" quilt, bordered with a bright sunflower fabric in 2004. I won 28 ten-inch sailboats in October, 2002, and a couple other winnings which have yet to make it into a quilt. Their turn will come.

Footnote: Tricia moved out of Michigan in 1993, and a special collection of six-inch Album Blocks were given to her at the November meeting. Her legacy lives on.

#### Tiny Treats and Fat Chance Winners

##### March

*Tiny Treats (9)*  
*Karen Berry*

*Fat Chance*  
*Karen Berry (5)*

##### April

*Tiny Treats (30)*  
*Jean Carlson*

*Fat Chance*  
*Linda Wells (7)*

#### Member Want Ad

I am looking for someone who would like to finish hand piecing a vintage quilt. A friend's mother has finished the Grandmother's Flower Garden blocks, but they need to be joined together and the quilt finished. If you are interested, please call Gail Drayton.

## BITS AND PIECES

### Are you still making a President's Block?

Many beautiful blue and yellow blocks were presented to 2007-2008 Guild President Linda Wells at the April guild meeting. If you missed the meeting or weren't able to get yours done on time, please send your blocks directly to Linda. Complete instructions can be found in the March/April newsletter.

### Have you renewed your membership in CCQG?

Membership renewals were due on April 30. If you have not yet renewed, please contact Membership Chair Dorothy Jones.

### Website Survey

Kelly Sattler, our new webmaster, would love to know your opinions about the website. Please go to our website at <http://www.capitolcityquiltguild.org/> and fill out the short survey.

### Raffle Tickets

Please continue to sell raffle tickets on the Raspberry and Crème quilt. Contact Bev Wilkinson for tickets and for information.

### Quilts on Display at the Okemos Library

Art quilts with the theme of "Music," a Michigan Quilt Artists Invitational Exhibit, are on display at the Okemos branch of the Capital Area District Library. Contact Linda Kuhlman for information.

### More CCQG Members step up to volunteer for YOUR guild!

Thank you to Irene Blanchard, who has volunteered to be Community Coordinator. And, thank you to Norma Hass, who will take on the job of Newsletter Mailing Coordinator.

### Mary Bajcz Has a New Website

Mary, who presented a workshop on March 1 on "Free-Cut Piecing: Drawing With Your Rotary Cutter, would like CCQG members to know that she had a great time at our workshop, and that she has a new website. Visit Mary's website at: [www.scrap-happy.biz](http://www.scrap-happy.biz).

### Bus trip to Chicago Quilt Show

The guild-sponsored trip to the International Quilt Festival in Chicago (Rosemont) on Saturday, April 12, was well attended. Forty-six ladies enjoyed a long day at one of the largest quilt shows in the USA. There were plenty of quilts for those interested in just quilts and plenty of vendors for everyone interested in buying. I think most split their time between both. The winner of Best In Show was "I Ain't No Spring Chicken" by David Taylor. Other winners can be viewed at [www.quilts.org/winners-spring.html](http://www.quilts.org/winners-spring.html). Two interesting tidbits: The International Quilt Festival will be having a Summer Show in Long Beach, California on July 25-27. I believe this is a new show this year. Also a few of us met Karey Bresenhan, the founder of the International Quilt Festivals, as well as the International Quilters Association. She was a very gracious lady and was happy to hear our comments on the show. So all in all it was a long but wonderful day at an international quilt show.

Submitted by Jackie Beard

### We Make You Kindly Welcome At Everlasting Stitches

2040 N. Aurelius Rd., Holt, MI

(517) 699-1120

New Fabric arriving all the time.

REPRODUCTIONS/CIVIL WAR•BATIKS

REMEMBER 1ST SATURDAY SALE!!!

\*\*Arriving in May \*\*

Edyta Sitar's second line of batiks  
for Moda - "Girl's Best Friend"

Also - join us for Mary Warner Stone's  
Baltimore Album Blocks

Second Saturday of each month

Call for details

THANK YOU FOR YOUR SUPPORT, pam





## Oh, what talented members we have in the Capitol City Quilt Guild!

**Applause! Applause!**

Georgia Hayden's quilt "Backyard Symphony" was accepted for the 2008 AQS Show at Paducah. Her quilt was entered into the "First Time Entries." Of course she is thrilled that her quilt was accepted by AQS. You will remember that Georgia's quilt won the Viewers' Choice Award in our CCQG show in 2007.

As a reminder, this quilt began as the 2004 Moda Fabric Challenge where the individual had to use the 12 Moda neutral fabrics (purchased in a packet) and any other Moda fabrics desired. Georgia reports that she searched through all her fabrics looking for Modas and finally decided she just had to purchase some new fabrics. (Of course, Georgia, we quilters do not like to buy new fabric!)

"Backyard Symphony" is an original design of Georgia's, except for the modified hummingbird pattern. The size is 63" x 83". Georgia traced each bird, branch, railing, feeder, etc. onto freezer paper and then each was transformed into a pattern. In order for the bird to qualify for this quilt, she had to have seen the bird at least once in her own backyard. All 26 birds did make a appearance in Georgia's yard. The quilt is hand-appliqued with hand embroidered details, machine pieced and hand quilted. The quilt kept growing and of course did not get entered in the MODA Challenge. She finished it 2 ½ years later in time to enter it into our Going to Pieces show.

Submitted by Daisy DeHaven

[Editor's note: Daisy included this note with her article. "Georgia drives up from Union City the second Monday of every month to meet with Charm and Daughters of Charm which meet at my house. Georgia chaired this group when we formed in 1988, and I assumed the leadership when she moved away. She told us at our March meeting that her quilt had been accepted by AQS, and the half-dozen of us standing in the kitchen started jumping up and down and screaming like a group of teenagers!! We ARE excited for her."]

### And more applause . . .

Incoming Guild Vice President Dan Burke shared the exciting news that he will soon have 3 patterns published and available for sale. One pattern, "Cosmos", is a lone star

variation. The pattern and kits in 2 colorways will be available at Everlasting Stitches in May. Dan will teach a class on this pattern this summer.

He is also publishing a Christmas tree skirt pattern, and a block of the month series, which will also be available at Everlasting Stitches. You can also see the patterns and kits at Dan's website: [www.quiltingbytheriver.com](http://www.quiltingbytheriver.com).

### 2008 Guild Challenge Quilts

At the March guild meeting, members were treated to a display of twelve wonderful one-color quilts. The challenge was to make a quilt using all the values or tones of one color. Even the threadwork had to be of the same color.

The results were amazing. All of the entries were outstanding, and it was difficult to decide on a favorite - but members were invited to vote. The winners were announced after the break and the results were:

First place - Dorothy Jones

Second place - Jackie Borszich

Third place - Laura Broughan

The other quilters entering the challenge were:

Nancy Ballard, Julia Munro, Coreen Strzalka, Linda Wells, Peg Stiffler, Alicia DeBello, Linda Wells, Kathy Dyer, and Judy Silsby. Congratulations to everyone for such inventive and beautiful entries, and thanks to Nancy Ballard for designing such a great challenge!

### Dress-a-Doll and Bear Awards

Several CCQG members participated in an effort to dress dolls and bears for Toys for Tots last fall. Their efforts were impressive and resulted in the following prizes won:

Best ensemble doll, honorable mention - Judith Green

Prettiest bear, second place - Irene Blanchard

Best ensemble bear, first and third places - Mary Jo Mercer

Best ensemble bear, second place - Mary Hutchins

Congratulations to all the winners!



## 39<sup>th</sup> Greater Columbus National Quilt Association Quilt Show Bus Trip

Friday, June 20 and Saturday, June 21, 2008

Over 120 vendors and over 400 quilts

Please join Minda Schneider, Sandy Guild and Coreen Strzalka as we venture to the NQS quilt show! This will be an over-night trip, so be prepared for extra fun! Not only are there quilts and vendors, but there are several other activities that you may choose to attend. Please see [www.nqaquilts.org/2008show/welcome.html](http://www.nqaquilts.org/2008show/welcome.html). The activities include classes, lectures, Friday night dinner, silent auction, and a special Rose Quilt Exhibit. Please note that some of the activities have additional costs associated with them.

We will be staying at the Hyatt Regency Hotel – connected to the conference center so there is quick access to the quilt show from your hotel room.

**Cost:** Includes round-trip motor coach transportation to the Columbus Convention Center, overnight stay at Hyatt Hotel in a non-smoking room with two double beds, continental breakfast on Saturday morning at the Hyatt, two day admission to the quilt show, water and light snacks on bus, door prizes on the bus, and tip for bus driver.

Single: \$240

Double: \$150 per person

Triple: \$125 per person

Quad: \$110 per person

We will leave from the Value City, Lansing, Michigan parking lot at 5:00 am on Friday, June 20 and return at 5:00 pm on Saturday, June 21, to the Value City parking lot.

If you would like help finding a roommate, we can help you.

Half of the cost is required to hold your space. Please make checks payable to Minda Schneider or Coreen Strzalka. If you need to cancel, there will be no refund unless you are able to find a replacement. We will keep a waiting list of those interested in the trip.

### Classes and Lectures at the NQA Quilt Show

Classes cost \$45 for ½ day class unless noted. Also, there may be a required kit fee. See the website at [www.nqaquilts.org/2008show/welcome.html](http://www.nqaquilts.org/2008show/welcome.html) for more information and to sign up. If you would like to sign up for classes and need help with the internet, please ask Coreen. She would be glad to help you.

Friday, June 20, afternoon classes

Vikki Pignatelli - Fast Finishes for Odd-shaped quilts #733

Sandra Lechner - Focus on Florals: Roses #734

Jennifer McCann - Mitered Borders the Easy Way #735

Cindy Oravec - Roses, Roses, Roses # 736

Pat Sloan - Wool on Wool: Coneflower Penny Rug #737

Saturday, June 21, morning classes

Billie Lauder - Going Postal: Easy Fabric Postcards #821

Janet White - Stress Free, Just for Fun, One Block Wonder Quilt # 824

NQA Judges - Award Winning Quilts #825 (\$10 only charge)

Barbara Arnold - Sashiko # 826

Lectures cost \$10 each.

Xenia Cord - Early 20th Century Kit Quilts - Friday at 11:45 am

Francie Quinn - The Story of Florence Peto. - Friday at 1:45 pm

Diane Gaudynski - Machine Quilting FAQ - Friday at 3:30 pm

Debra Danko - From Traditional Quilts to Fabric Gardens - Saturday at 8:30 am.

Linda Taylor - Tell Me About the Longarm Business - Saturday at 11:45 am



## Spotlight on . . . Small Groups

### The Friendship Stars

Just last night at our small group meeting we were trying to decide when we were born. We laughed as we tried to place our beginning by reminiscing about other events in our lives that occurred at the same time. Linda's son was graduating from high school, Tyna had just married, Marilyn had just returned from visiting family in Colorado. It is funny how we do not measure time by days, weeks or years but by events. It was in September of 2002 that we first met, just a bunch of new members of the guild, who all signed up at the same time to be in a small group. Mary Dunn and Janet Scott brought us all together and gave us some ideas of what we could do as a group. Our group has undergone some minor changes as *real life* has taken over and changed our ability to participate and commit.

We have learned a lot from each other. We have discovered there is a lot of talent in our group. There is a sharing of ideas and teaching each other new techniques. There was a little arm twisting to get each other to sign up for various guild obligations including board positions. We completed multiple projects: quilts for soldiers, Heartwarmers, auction quilts, block exchanges, birthday blocks, fat quarter and 5" square exchanges, strip quilt surprise, log cabin round robins, and row robins. Our group is very active in participating in the quilt shows and in shop hops. We have made a special quilt for the nursery at the church where we meet. We share an annual retreat, travel fabrics, family divorces, births, illnesses, tears, laughs, coffee and treats. Most of all we share friendship.

Submitted by Linda Wells and Marilyn Finley

### The Material Girls

Material Girls began in 2001. We have done six projects and contributed items for the silent auctions for the quilt shows. Some of our projects included: round robins, row robins, block exchanges, appliqué, and a brown bag mystery exchange. Now we are working on a mystery quilt. One of our most "memorable" projects for the silent auction was the "bra" quilt which created a lot of interest. We also expanded our comfort zone when we completed an art nouveau piece for the 2007 silent auction named "Sparkling Vases".

We take turns hosting meetings in our homes and have a lot of fun with our show-and-tells, and catching up on what is happening in the lives of our members. Sometimes we even brainstorm on some quilting challenges, such as "why my block is not the exact size or not square". The expertise of the group is wide. Some of our quilters have had their works juried into international shows, including Mancuso and AQS Paducah, some have been published in quilt magazines, and some teach classes in local shops. But no question is too basic for our group. I have learned so much from being in our small quilt group. Many times I have ventured outside my comfort zone with our various projects and that has given me the confidence to try more adventures with quilting. This is truly a supportive group of ladies, consisting of Mary Fairgrieve, Kay Nickols, Judy Wells, Peg Stiffler, Arline Minsky, Jan Quinn, Sue Kesti and Deb Lengkeek.


Submitted by Sue Kesti

### The Pedal Pushers

It is time for the Pedal Pushers to start their summer ride schedule. If you are interested in joining us for a fun day of bike riding, shopping, and eating, call Gail Drayton or Nancy Kreider. This group meets the second Friday of the month, May through October. The rides are not hard and we have all ages and skill levels in the group. We will be

going to Country Stitches, Everlasting Stitches, Custom Quilts, Around the Block, Lavender and Peonies, and Keans and Yards of Fabric. Come and Join the fun.

Submitted by Gayle Drayton



### Small Group Coordinator Position is Open!

Consider volunteering your time to help form new small groups. Contact President Coreen Strzalka if you can help.



**These are the small groups that are currently open to new members. New small groups are forming all the time!**

Charming Bag Ladies - Contact Nancy Cole & Gail Drayton - Meets second Thursdays, 5:30 p.m., Lansing area.

Foster Friday - Contact Gail Drayton - Meets every Friday, 12:30 – 4:45 at Foster Community Center, Rm. 109, in Lansing.

Holt Quilters - Contact Gayle Cain - Meets first Saturday of the month from 10:30 – 3:00 at Holt Senior Center on Holt Road. Bring your own projects.

Ladies of the Cloth - Contact Margaret Schwartz - Meets a couple of times a year in Lansing area.

Lady Fingers - Contact Inge Bommarito - Meets the second Monday of the month, 10:00-12:00 at Schuler Books in the Meridian Mall.

LALA – Lansing Area Long Armers - Contact Mary Dunn and John Putnam - Meets every other month.

Mint City Patchers - Contact Brenda Broughan - Meets the second Tuesday of the month at 2:30 p.m. at the St. Johns library.

Pedal Pushers - Contact Gail Drayton - Meets April – October, the second Friday of the month at 10 a.m. to ride bikes to quilt stores.

Scrap Fever - Contact John Putnam, Carolyn Solomon, Carole Davis - Meets the first Tuesday of the month, 7:30 p.m., at Foster Center in Lansing.

Small Group to Dye For - Contact Coreen Strzalka - Meets in the summertime – Saturdays (all day).

Threadbearers - Contact Deb Martens and Helen Harrison - Meets the first Sunday of the month, 2:30 p.m., at Mason Presbyterian Church.

Toys for Tots group - Gayle Cain is starting a group to make doll and teddy bear clothes for Toys for Tots - Meets the first Tuesday of the month, 6:30 - 9:00 p.m. at Gayle's house. Contact Gayle.

Two Ladies and a Man - Contact Flo Vogt and Jean Harrison - Meets Fridays at Foster Center in Lansing, Room 109, from 12:00-4:00 to tie charity quilts.

## AREA QUILTING EVENTS

**May 2008**

"Music", Michigan Quilt Artists Invitational Exhibit 2007  
[Hope Borbas Okemos Library](#), 4321 Okemos Rd.,  
 Okemos, MI

**May 16-18, 2008**

Carol Doak, lecture and workshops  
[Greater Ann Arbor Quilt Guild](#), Ann Arbor, MI

**May 17-18, 2008**

"Everything's Coming Up Quilts" Quilt Show  
 Pieces and Patches Quilt Guild of Jackson  
 1000 E. Porter, Jackson, MI  
 Just south of I-94 at Exit 139 - Cooper St.

**May 27, 2008**

Edyta Sitar, lecture and workshop  
[Evening Star Quilters](#), Davison, MI

**May 28, 2008**

Cathy Kappius, trunk show  
[Evening Star Quilters](#), Davison, MI

**June 20-21, 2002**

Marty Calhoun Lawrence, lecture and workshop  
 Genesee Star Quilters, Flint, MI  
 Contact: Carolyn Malaski, [cfmalaski@aol.com](mailto:cfmalaski@aol.com)

**July 25-26, 2008**

[Evening Star Quilt Guild](#) Show  
 First Baptist Church, Davison, MI

**July 26-27, 2008**

[Greater Ann Arbor Quilt](#) Guild Show  
 Morris Lawrence Building, Washtenaw Community College, Ann Arbor, MI

**September 11-14, 2008**

[Michigan Quilt Network Showcase](#)  
 The Lansing Center, 333 East Michigan Ave., Lansing, MI  
 Contact: Judy Graczyk, 231

See the Vice President's Table for information on these and other upcoming events. **More events are listed at**  
[http://www.museum.msu.edu:80/glqc/online news](http://www.museum.msu.edu:80/glqc/online%20news)



The Capitol City Quilt Guild meets on the third Thursday of each month, 7:15 p.m., at Faith Church, 2300 Lake Lansing Road, Lansing (across from Eastwood Towne Center).

For more information,  
 visit our web site: <http://capitolcityquiltguild.org>

**Capitol City Quilt Guild**

P.O. Box 26022  
 Lansing, MI 48909



**We're on the Web!!!**

<http://capitolcityquiltguild.org>

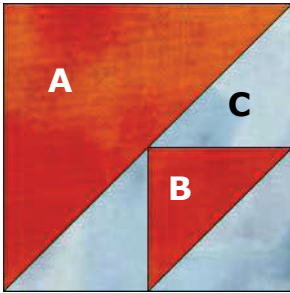
**Next Newsletter Deadline: June 15**

## 2007-2008 Tiny Treats

Brought to you by Quilters Anonymous . . . celebrating some unique and interesting holidays.  
(We bet you've never heard of some of these!)

June 2008 – Fish Are Friends Not Food Week (June 28-July 4)

**Fish block– 6" finished block (6½" unfinished)**



### Materials: (For 2 blocks)

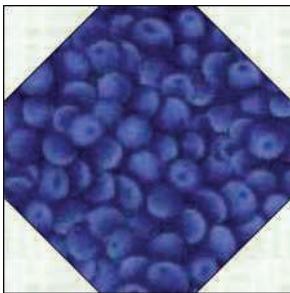
Fish (brights): One (1) 6 7/8" square cut on the diagonal [A]

and one (1) 3 7/8" square cut on the diagonal [B]

Water (blue): Three (3) 3 7/8" squares cut on the diagonal [C]

### To assemble:

- Sew one bright [B] triangle to one blue [C] triangle to make a half square triangle unit.
- Sew two blue [C] triangles to sides of HST unit.
- Sew large bright [A] triangle to pieced triangle to complete the block.



July 2008 - National Blueberry Month

**Blue Snowball block - 6" finished block (6½" unfinished)**

### Materials: Blueberry (center square) – dark blue

Cut 1 – 6 ½" square

### Background (corners) – white

Cut 4 - 2 7/8" squares

**To assemble:** Draw a line from corner to corner on the wrong side of each of the background squares. Place squares right sides together on each corner of the larger blue square. Using the line as a guide, stitch with the side of the needle touching the outside edge of the line. Cut the excess fabric, leaving a ¼" seam allowance.

**Tip: Save those "discarded" corners that are trimmed off. Bring them in with your blocks. The winner can use them to make a pieced border or alternate blocks!**