



UPCOMING PROGRAMS

2008-2009 Officers

President
Coreen Strzalka

Vice President
Dan Burke

Secretary
Helen Harrison

Treasurer
Daynell Rose

Inside this issue

<i>President's Message</i>	2
<i>Membership Update</i>	3
<i>Community Page</i>	4
<i>Library News</i>	5
<i>Quilt Show Update</i>	6
<i>CCQG Traditions</i>	10
<i>Small Groups</i>	12-14
<i>Tiny Treats</i>	15
<i>Events Calendar</i>	16

JULY

July Board Meeting:

Wednesday, July 2, 6:30 p.m., at Foster Community Center, 200 N. Foster St., Lansing. All guild members welcome.

July Guild Meeting:

Thursday, July 17, 7:15 p.m. at Faith Church, 2300 Lake Lansing Rd., Lansing (across from Eastwood Towne Center).

Program:

Annual garage sale. One of our favorites! Bring your excess fabric, notions, tools, patterns, books, magazines - any quilting-related items. Tables will be available for sellers; bring your own change.

AUGUST

August Board Meeting:

Wednesday, August 6, 6:30 p.m., at Foster Community Center, 200 N. Foster St., Lansing. All guild members welcome.

August Guild Meeting:

Thursday, August 21, 7:15 p.m. at Faith Church, 2300 Lake Lansing Rd., Lansing (across from Eastwood Towne Center).

Program:

Speaker: Dan Burke, on the History of Foundation Piecing, including modern-day marvels who have taken foundation piecing to a higher level. Dan will also show approximately 20 quilts.

August Workshops with Dan Burke:

Friday, August 22, "Hawaiian Applique."

Saturday, August 23, "Lone Star Cosmos" or holiday tree skirt.


For information on workshop location and cost, contact Program Chair Minda Schneider.

Both workshops are held from 9:00 a.m. to 4:00 p.m. Kits are available from the instructor for an additional cost.

As the Needle Turns is published bimonthly in the odd-numbered months. Deadlines for submissions are the 15th of all even-numbered months. Mail advertisements and articles to Editor, CCQG, PO Box 26022, Lansing, MI 48909 or by email to: dmartens@voyager.net.

If you wish to receive a printed newsletter and do not receive one, contact **Membership Chair Dorothy Jones** at 482-7044 or Jones2Lan@sbcglobal.net.

Advertising rates: Business card—\$12.00; Quarter-page—\$18.00; Half-page—\$36
(Discount for members: Business card—\$10.00; Quarter-page—\$15.00; Half-page—\$30).
Want ads: \$12.00 for non-members and \$3.00 for members.



If you would like to receive the newsletter by email, please send an email to Guild Secretary Helen Harrison:

ccqgnews@gmail.com

If you wish to receive a printed newsletter in the U.S. mail, and have not received one, contact Dorothy Jones, Membership Chair.

**THE CCQG WEB SITE IS
HERE!**

Web extras available

ONLY on the web

Check it out!

<http://capitolcityquiltguild.org>

PRESIDENT'S MESSAGE

Does this list apply to you? I hate to admit it, but all of it applies to me.

You know you are a quilter when:

1. Your child spills juice on a shirt and instead of looking for stain remover, you are thinking, "Hmmm, that pink would make a really pretty heart in my patch-work project..."
 2. You have a "stash" and it isn't illegal.
 3. You can't defrost the car window until you take a picture of it.
 4. You go to get a tiny piece of fabric, and a whole stack falls on the floor.
 5. You come to the realization that fabric breeds. You KNOW you've never seen some of that stuff in there before.
 6. You find yourself drawing the bathroom tile pattern on a piece of toilet tissue in a public restroom.
 7. You have purchased more projects than you can do in your lifetime, and yet you continue to look for more.
 8. Before a major holiday or event, you can be seen either up at midnight, or in the car on the way to the event, sewing the last few stitches in.
 9. You have given unfinished gifts.
- And the final way to tell that you are a true quilter:
10. Fabric Fondling does not sound obscene.

And isn't it great to have such an addiction! I can't imagine something more wonderful to occupy my time than to quilt with friends. It truly is a blessing of this life.

Coreen Strzalka

FROM THE MEMBERSHIP CHAIR

Additions to the membership directory:

Beckon, Faith
For address information,
please see print
version of the
newsletter

Ellis, Kelly
For address information,
please see print
version of the
newsletter

Jepson-Taylor, Barbara
For address information,
please see print
version of the
newsletter

Coleman, Tyna
For address information,
please see print
version of the
Newsletter

Hamm, Barb
For address information,
please see print
version of the
newsletter

Schwartz, Shirley
For address information,
please see print
version of the
newsletter

Dallal, Linda
For address information,
please see print
version of the
newsletter

Plaggemars, Heather
For address information,
please see print
version of the
newsletter

Fabric Trade-In Sale

(or the "Clean Out Your Closet" Sale)

July 14-19

For every full pound of fabric you bring in, we will give you money off the purchase of more fabric (\$2.00 a pound for all cotton quilting fabrics or \$1.00 a pound for other fabrics excluding upholstery fabric). If you bring in 5 pounds of cotton quilting fabric, you will get \$10 off your fabric purchase. You can bring in any kind of clean, new fabric. (It has to be resaleable. It can't have pieces cut out of it.) You can use your "trade-in credit" on any non-sale regularly priced fabric on the bolt July 15-20 or save your credit and use it later. Individuals only. No groups or organizations.

Yard Sale - July 14-26

\$1.50 or \$2.50 a pound

We will sell the fabric which is traded-in for \$2.50 a pound for all cotton quilting fabric or \$1.50 a pound for all other fabrics. Whatever isn't sold, we give to charities.

Country Stitches

2200 Coolidge Road • East Lansing
(517) 351-2416 or 1-800-572-2031



COMMUNITY PAGE AND GUILD NEWS

News of our members

Longtime guild member Betty Stephenson passed away on June 16. Betty's daughters Jo Lange and Mary Hutchins have also been longtime members of the guild.

The Pedal Pushers Small Group is now . . . The world famous Pedal Pushers. Check out the wonderful article featuring members of our guild in the July issue of *The American Quilter*, the magazine of the American Quilters Society.

Maple Street Shelter

A new women and children's shelter is being built in Lansing. They are in need of quilts 56" by 95" and crib size. The quilts will remain at the shelter so they need to be washable and durable. The quilts are needed by August. Contact Fran Mort.

Longarm quilting for charity quilts

Contact Kelly Sattler and Coreen Strzalka.

Did you know? Financial support is available to small groups to help support the Guild's mission. What is the Guild's mission? It is . . . **to encourage fellowship, cooperation, and learning among area quilters and to promote appreciation for creativity and high standards in quilting.** Small groups may petition the board for financial support for projects in support of this mission. Please see Coreen Strzalka if you would like an application form.

Thank you to those members who volunteered to staff the Guild's booth at the East Lansing Art Fair.

Website Survey

Kelly Sattler, our new webmaster, would love to know your opinions about the website. Please go to our website at <http://www.capitolcityquiltguild.org/> and fill out the short survey.

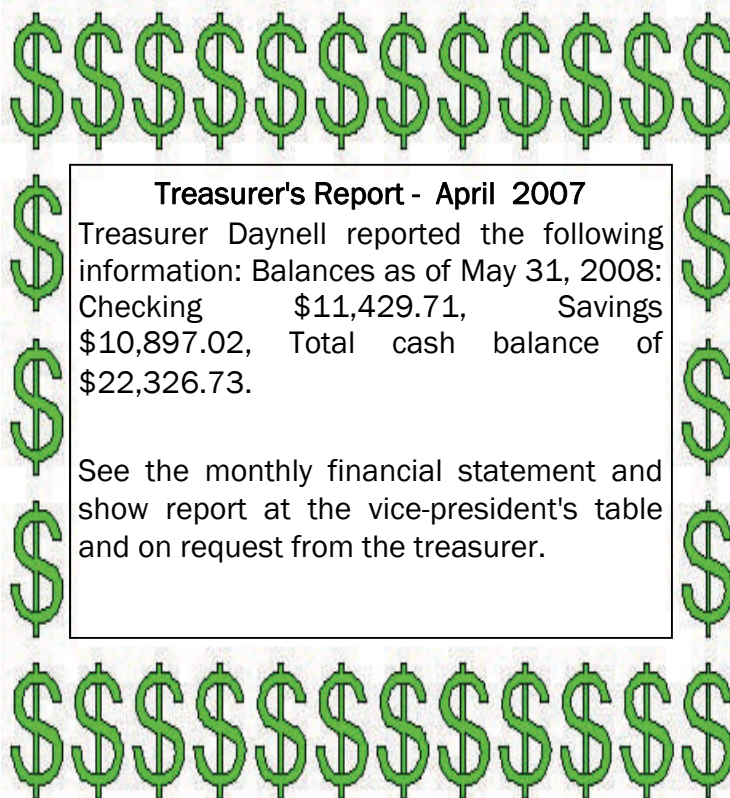
Raffle Tickets

Please continue to sell raffle tickets on the Raspberry and Crème quilt. Contact Bev Wilkinson for tickets and for information. The drawing will be held at our September guild meeting.

Be a "Quilt Buddy" - Help New Members Learn About the Guild

For new members, the guild can be overwhelming at times. We have a code of communication that we have all accepted and learned: Fat Chance, Tiny Treats and other terms, when used at a guild meeting, make sense to most of us, but mean different things when used on the street! New members just don't know what we are talking about! Also, new members are a valuable resource and need to feel welcomed in our guild so they will continue to attend. Given that, we have an idea to help ease new members into our guild. We would like people to volunteer to be mentors to the new members. It will not require a lot of time, just meet your new member (quilt buddy) and invite them to sit with you and your friends at the guild meetings. If you would like, invite them to join your small group. Explain the "lingo" that we use at the meetings. In general, just be a friend. You never know, your "buddy" may end up being one of your best quilting friends! If you are interested in being a "Quilt Buddy" for a new member, contact Coreen Strzalka.

The Library will not be set up for members to check out books in July, as that is the garage sale, but you may *return* books. Please return your books so others may use them. Despite rumors to the contrary, there will be no amnesty month for returning library books - so don't wait, just get them in!



Treasurer's Report - April 2007

Treasurer Daynell reported the following information: Balances as of May 31, 2008:

Checking	\$11,429.71,	Savings
	\$10,897.02,	
		Total cash balance of
		\$22,326.73.

See the monthly financial statement and show report at the vice-president's table and on request from the treasurer.

CAPITAL CITY QUILT GUILD LIBRARY NEWS

New Books and Patterns Coming to our library in August:



BOOKS:

- ***Old and New Quilt Patterns in the Southern Tradition*** by Bets Ramsey.

A treasury of ideas for the quilter, including 41 full-scale patterns of southern quilts. It also contains many tips and quilting ideas from master quilter Bets Ramsey.

- **AQS 23rd Annual Show & Contest 2007 and AQS 2007 Catalogue of Show Quilts.**

The catalog features all semi-finalists in the 23rd Annual Quilt Show and Contest held in Paducah, Kentucky April 25-28, 2007. The quilt photographs in the Catalogue of Show Quilts have been supplied by the quiltmakers, are copyrighted, and may not be reproduced or used without permission of the copyright holder.

Patterns:

- LITTLE HEARTS ON THE PRAIRIE--3-D pattern
- And from Mary Warner-Stone: CANDILIONS; SWIRLING STAR; ROYALTY ROSE; WINE-N-ROSES; FIRE FLOWER; and FOLK ART DECO FLOWERS.

Let's Make a Deal??

Librarian Jean Kauffman reports that the library is looking to purchase some specific titles. In order to maximize library funds, Jean is requesting that any member who owns any of the these books in good condition and would be willing to sell them to the guild at a reasonable price, please contact her.

- **Circle Play** by Reynola Pakusich
- **Escape to Bali**--Strips and curves (author unknown)
- **Asian Elegance** by Kitty Pippen
- **Beautiful Blooms** by Susan Taylor Propst
- **Paper Piece a Merry Christmas** by Jodie Davis
- **Paper Piece a Flower Garden** -by Jodie Davis
- **Paper Pieced Mini Quilts** by Wendy Vosters
- **Simple Fabric Folding for Christmas** by Liz Aneloski
- **For the Birds** by Jaynette Huff

A Note from the Librarian:

Hi, I am the new librarian Jean Kaufmann. I want to encourage everyone to use the library more, as we have many very good books. However, I also want to encourage everyone to return the books on time, since there are frequently people waiting for them. The guild's library rules state that if a person has a late book, she may not be allowed to sign out more. We are going to begin to use this rule, so if you don't want to be embarrassed when you go to sign out a book, please bring back the ones you already have checked out. Also, I have received several suggestions on books to order and would love more, since we all have varied interests. Please give me the book information in writing, by email or in person.

Thanks, Jean.

Missing Book Alert!

Mystery Quilts by Rita Fishel is missing from the library. Most likely, someone took the book out and didn't fill out the card. If you have it, please return it to the library!

Quilt Show Update

Quilt Show Planning Committee

The Quilt Show Planning Committee will meeting on Tuesday, July 15, 6:30 p.m. at the Summit. Anyone who is interested is invited to attend.

Raffle Quilt

The Quilt Show committee is seeking a small group to volunteer to coordinate the raffle quilt. If you are interested, contact President Coreen Strzalka.

25th Anniversary Quilt

Our June meeting featured a Show and Tell of the wonderful 20th Anniversary CCQG Quilt, with members who were present asked to identify the blocks they had contributed. Now, it is our turn to make the next great anniversary quilt! Kay Parkhouse and Sue Ann Cole are coordinating the 25th anniversary quilt. Please make a 12" finished block celebrating YOUR guild by January.

Two Things to Do Right Now for our 2009 Quilt Show:

- Decide on two quilts to enter in the show
- Tell three people about the show

Do these things so we will have quilts to display, and people to look at them!

New! "Buy It Now Boutique" for our 2009 Quilt Show.

The Quilted Roses Small Group has accepted the challenge of chairing one of the NEW ventures at our Silver Anniversary Quilt Show next May. We need your help!

The "Garage Sale" that you have read about previously has been expanded to a Boutique featuring many items on a cash and carry basis. (*Please note: This new boutique is in addition to the Silent Auction. Please don't forget to also be making larger items for the silent auction.*)

We are asking for donations of small hand/machine made items such as: table runners, placemats, tote bags, sewing machine covers, aprons, pillow cases (think juvenile prints), pillows, small travel size tissue holders, pin cushions, small tied lap blankets or baby quilts, small wall hangings, check book covers, book covers, etc.

We are also soliciting donations of: unfinished projects – with instructions, slightly used rulers and other quilting gadgets, slightly used books and patterns, orphan blocks, etc.

We encourage small groups to take on a project for one of their meetings. Think of embellishing a pin cushion while out on your pontoon this summer or during the breaks waiting for the next game to start.

We will keep you posted and look forward to this addition to our already fabulous quilt show.

Submitted by Brenda Broughan, Shirley Linn and Pat Trumble

New ~ All Brands Sewing Machine Repair

MONARCH
QUILTS

We Quilt Quilts!

2100 Grand River Annex
Ste 200
Brighton, MI 48114
810-225-7005

NEW! Machine Repair, ALL brands by experts

Holiday Fabrics are now arriving! Also;
100's of Batiks, Juvenile Prints, Asians, Amy Butler, Kaffe Fassett, just to name a few.
Over 3000 Bolts!
We give Kisses too! (Chocolate)
Friendly and Fun!

Where Fabric & Quilts Come Together

Find Monarch coupons at www.coupons4livingston.com

Members Review Recent CCQG Workshops

Kathy Delaney gave two days of workshops after her program at the April guild meeting. On Friday she taught how to draft and then sew a Mariner's compass. First we drafted a circle compass, a square compass and an off center compass. After this practice she had us draft the compass we wanted to sew that day onto freezer paper. The freezer paper then became our template. We were told by using the freezer paper as the template that every cut would always match when sewn back together. She also taught us that by making matching marks on the templates we could match each piece correctly when sewn together. We then made our compass and then she taught us how to sew the circle into a square block. The mystery of a Mariner's compass was made very understandable.

On Saturday we learned how she does needle turn appliqué. Many of her little tricks made it much easier and helped me see appliqué in a different way. We hand pieced a whole flower before it was appliquéd to the background. Every piece was, according to her, "either a background or an appliqué piece." The appliqué was trimmed to turn under but the background wasn't trimmed until the piece was appliquéd on. We also learned an easy way to make 1/8" bias stems. I have been appliquéing for years and wished she had been my first instructor since I learned so many helpful tricks to making my appliqué easier.

Submitted by Nancy Ruess


Mary Bajcz led a workshop on March 1 entitled "Free-Cut Piecing: Drawing With Your Rotary Cutter." I attended the workshop with my friends Helen Harrison and Tamma Rae Stewart, and we all agreed the day was fun and well worth the time. Mary was a great teacher, showing a nice sense of humor, and inspired us to try new things. She showed many samples of projects she'd made using the free-cut piecing technique. (You can see photos of some at Mary's new website: <http://scrap-happy.biz/gallery.aspx>.) Mary showed us how to do circles, hearts, and leaves with the free-cut piecing technique. We made simple blocks with the circles and heart, and then used what we had learned to work on a wall hanging piece made with free-form leaf blocks. In making the leaves, we learned how to set in a narrow vein through the center of the leaf, and then how to curvy-piece the blocks together into a wall hanging.

Helen thought that the technique was challenging, but with time and practice she would be able to do some very cool things. Helen also said that Mary challenged us to use fabrics and colors we would never have thought to use. Tamma said that attending workshops in general helps to get her energized to work on quilting projects, and that Mary's projects were a nice manageable size, allowing us to actually complete them in a reasonable amount of time. (Tamma, the over-achiever among us, actually completed her wall-hanging!) I enjoyed learning the new techniques, and agreed that Mary challenged us to be more creative and to think in some different ways. I also enjoyed going around the room to look at others' choices of fabrics and the way they set their blocks together. Mary encouraged us to work collaboratively and share ideas, and I met some guild members that I hadn't known previously.

Submitted by Deb Martens

Upcoming CCQG-sponsored workshops:

- August, 2008 – Dan Burke, Foundation Piecing (see p. 1 for more information)
- September, 2008 – Patsy Thompson, Machine Quilting
- January, 2009 – Sue Spargo, Folk Art Quilts
- February, 2009 – Beth Ferrier, "Sneaky Piecing Tricks"





Michigan Quilt Network Presents its 2008 Showcase:
 “New Beginnings - Honoring the Old - Embracing the New,” at
 the Lansing Center, Sept. 11-14.

Capitol City Quilt Guild members have many opportunities to be involved: enter a quilt, volunteer, take a class, staff the CCQG booth to sell raffle tickets, or just take in a great quilt show!

The showcase will feature a quilt show, classes, and vendors. Over 300 quilts will be on display, including special exhibits such as Professional Art Quilt Alliance (PAQA) Water Challenge, the Hoffman Challenge Quilts, Indiana Amish Quilts from the collection of Judy and Tom Morton, and Alzheimer’s: Forgetting Piece by Piece.

The quilt show allows members and nonmembers to display quilts in a number of categories, both judged and non-judged. Ribbons will be awarded in the judged categories for first, second, and third place, with prizes in some categories sponsored by quilt-related businesses. **Remember, entry forms must be postmarked by July 15, 2008.** There is a \$5 entry fee for non-MQN members. There is also a quilt challenge around the theme of “New Beginnings: Honoring the Old - Embracing the New.” For entry forms, deadlines, rules, and more information, please visit www.michquiltnetwork.org. [Please note: additional quilt drop-off for Lansing-area quilters will be at the Radisson Hotel in downtown Lansing, Tuesday, Sept. 9, 5:00-7:00 p.m. This information is not listed in the original program or on the MQN website.]

A wide array of classes and lectures will be offered, including “What Judges See,” “All About Electric Quilt 6,” “Brave, Bold, Beckoning Borders,” “Piecing and Applique, a Good Mix,” “Fusing Fun: Fast, Fearless Art Quilts,” “Picture Image Applique,” “Quilted Letters,” “Mastering Feathers on the Machine,” “Garden Trail Quilt,” “Ribbon Basket Medallion,” “The Fabrics of Japan,” “Stitching to the Finish Line,” “Orbital View,” “Round Robin Quilt Ideas,” and more. Are you intrigued yet? You will be, when you peruse the Showcase Catalog, found at the MQN website (www.michquiltnetwork.org). This is your chance to learn from teachers like Sue Nickels, Ami Simms, Barbara Vlack, Mary Lou Hallenbeck, Sheila DeRose, Wendy Butler Berns, Nancy Odom, Mary Sorensen, Laura Wasilowski, Judi Gunter, Majorie Nelson, Bill and Nancy Behrman, Janna Rust Getzin, Pat Holly, Kristi Knoll, and Judy Morton.

The Showcase also features special events like: Quilters’ Night Out, Behind the Scenes Tours of the Great Lakes Quilt Center at the MSU Museum, and a “Meet and Greet the Teachers” event. If this is not enough - think SHOPPING! The vendor mall will feature a wide variety of quilting-related items.


Capitol City Quilt Guild members have an opportunity to be involved by volunteering to help hang the show on Wednesday, Sept. 10, from noon to approximately 6:00 p.m., to take down the show on Sunday, Sept. 14, at 2:00 p.m., or to act as a docent (or “white glove lady”) during show hours. Docents will be given information on the quilt collections and will help by answering questions, lifting quilts so visitors can see the backs, enforcing rules, and so forth. **Volunteers will receive free admission to the quilt show.** In addition, CCQG will have an opportunity to staff a “bag check” area to earn money for our guild, as well as sell tickets for our raffle quilt. The quilt show runs from 9:00 a.m. to 7:00 p.m. on Thursday through Saturday, and from 9:00 a.m. to 2:00 p.m. on Sunday.

Please contact Coreen Strzalka or Deb Martens if you would like more information, and to volunteer.

"Fat Chance" Drawing ~ more participation means more winners!

Members may enter only one fat quarter (18" x 22") consistent with the color theme for that month and must be present to win! One name will be drawn for each group of 15 fat quarters.

Pull the entire year of fat quarters from your stash now so you will never miss a drawing!



July - Any bold background Brights with animals, trucks, frogs, flowers, etc – picture a child's quilt.

August - Any color Civil War Reproduction fabrics – picture classic block patterns.

Sept. - Bold Orientals of any color.

Oct. - Leaf prints in warm fall colors.

Nov. - Dark Batiks in purple, blue, burgundy, green or a combination.

Dec. - Gold metallics in dark green or red, burgundy, cream or a combination – picture a Christmas tree skirt!

Jan. - Rich Paisleys in browns or oranges or golds or rusts.

Feb. - Small or medium prints in a combination of white with black or red or both.

March - Any color Thirties fabrics - picture Aunt Gracie's.

April - Strong Tropical prints – picture Hawaiian beaches!

Still need some? Clip this out so you will always have it handy at the quilt shop!

Questions: Contact Barb Hamm or any member of the Seam Rippers small group.

Paducah Quilt Show**Motor Coach Trip**

April 23rd-26th 2009

4-day, 3-night motor coach trip to Paducah, Kentucky for the Annual American Quilter's Society Quilt Show and Contest, with more than 300 vendor booths and 500 contest quilts on display

Leaving from:

**Saginaw, Flint, Detroit area, Ann Arbor, Lansing,
Grand Rapids, Kalamazoo areas**

Chicago Quilt Show**Motor Coach Trip**

April 16th- 19th 2009

4-day, 3-night motor coach trip to Rosemont, IL. for the Chicago International Quilt Festival


Leaving from:

Saginaw, Flint, Detroit area, Ann Arbor, Lansing

For more information, contact Jim Higgins at (269)782-2615, or visit www.jstravelservice.com email jstravelservice@comcast.net

Books in our CCQG library featuring "Fat Quarter Friendly" Quilts:

- Fat Quarter Frenzy - Susan Purney-Mark and Daphne Greig
- Fat Quarter Quilts - M'Liss Rae Hawley
- Fat Quarters, Small Quilts - Darlene Zimmerman





"These are a few of my favorite CCQG Traditions . . ."

FOURTH IN A SERIES

History of "*Heart Warmers*", also known as the "*Baby Quilt Project*" or "*Quilts for Chronically and Critically Ill Children*."

In June, 1989, our Guild was asked to participate in the ABC (Aids Baby Crib) quilt project. In September of that year a community service group was organized to work with this Baby Quilt Project under the leadership of Karen Riggs.

Karen checked with the local hospitals and found that while there were thousands of babies being born around the country who were HIV-positive, there was only one case in our hospitals at that time. At the October 1989 Guild meeting, Karen's committee recommended that our Guild make quilts for the chronically and critically ill children in the Lansing hospitals. Quilts would be collected in March and September and distributed through Sparrow Hospital and the Ingham Medical Center. A motion was made and approved that Guild members would make baby quilts twice a year for one year.

This was a community service project that apparently touched the hearts of CCQG members as quilts started coming to Karen not only at our March and September gatherings but throughout the year. And these quilts are still welcomed at any time during the year, not only on the two ingathering months.

I find no record that the original motion to make the quilts "for one year" was ever brought up again. Our Guild provided funds for fabrics and batting to get this project started, and Country Stitches, Yards of Fabric and Calico Cupboard donated materials for the quilts in the early 1990's - probably with some gentle nudging from Karen. The Baby Quilt Project quickly became "Quilts for Chronically and Critically Ill Children," as Karen discovered the hospitals were in need of quilts not only for babies but also small children. The quilts have always gone home with the children, and with the families.

An impromptu parade of "Chronically and Critically Ill Quilts" at the September, 1995, guild meeting began the practice of parading these quilts at Guild twice a year.

The success of this community service project prompted Channel Six to videotape our ingathering of quilts at our March, 1995, meeting for showing on their *Unsung Hero* segment on Monday, March 26, 1995.

A request from the Michigan Capitol Birthing Center in late 1996 for small quilts for babies who were stillborn or die shortly after birth was the beginning of our producing Angel Baby Quilts.

In April, 1996, Louise Mueller organized two small groups known as the *Daytime Baby Quilters (DBQ)* and the *Nighttime Baby Quilters (NBQ)*, whose sole purpose was to make children's quilts and pass them on to Karen Riggs for distribution. Louise reports that the groups disbanded in September, 2005, after completing 221 small quilts "or thereabout".

In June, 2001, a contest was held within the Guild to "re-name our kids' quilt project" and this program was subsequently named Heart Warmers.

Karen Riggs chaired this Guild project for 15 years before retiring and moving to Florida. It was her dedication to this cause and her relationship with the local hospitals that moved the project along and made this community service one of the most important programs in the Capitol City Quilt Guild.

When Karen moved on, Carolyn Solomon took over the leadership of this program. In our May/June Newsletter, Carolyn reported that "to date, our guild has made 2,670 quilts for Heartwarmers." Carolyn has now stepped down as Chair of the program, and as of May 2008 Judy Wells will chair this most worthwhile service of CCQG.

Submitted by Daisy DeHaven

Tiny Treats and Fat Chance

Winners

May

Tiny Treats (21)
Marilyn Dykman

Fat Chance (10)
Karen Berry

June

Tiny Treats (37)
Karen Berry

Fat Chance (17)
Brenda Broughan

Celebrate the 4th of July by participating in a project supporting American troops and their families!



Guild member Eileen Gioia shared this request for help in making quilts for wounded soldiers. The project is organized by "American Angels". Here is how the group describes itself:

American Angels is a group dedicated to supporting our troops by sending care packages and prayers. We are also dedicated to remembering those who are no longer able to serve our country in the armed forces, either combat wounded, killed in action, or by non-combat fatality. Our efforts include sending comfort "lapghans" to the wounded and to sending a "HEROGHAN" to the family of those service members who have given us so much. Each square on the "ghans" are lovingly handmade by members of American Angels from all over the USA and each "ghan" is assembled by other members located all over the USA. Many tears are shed over each square and each "ghan", but our thoughts and prayers (and tears) are woven into each one in the hopes that it will give some comfort to the family members who have lost a loved one and know that we will always remember the sacrifice they have made.

This group is starting a new quilt block project to make quilts for wounded soldiers. They are asking for 10" or 12" finished size blocks in red, white, and blue quilting fabrics. For more information, visit <http://www.operationhelpinghand-americanangels.com/CRAFTS.htm>.

We Make You Kindly Welcome At

Everlasting Stitches

2040 N. Aurelius Rd., Holt, MI

(517) 699-1120

New Fabric arriving all the time.

REPRODUCTIONS/CIVIL WAR•BATIKS

REMEMBER 1ST SATURDAY SALE!!!

**** NEW arrivals ****

**Edyta Sitar's second line of batiks
for Moda - "Girl's Best Friend"**

Christmas and Halloween fabrics

K. Fassett's fabrics

**Bring in this ad for 10% off your purchase of
non-sale items, through Aug. 15**

THANK YOU FOR YOUR SUPPORT, pam

Find The Basic And The Unusual

YODER
DEPARTMENT STORE

- **Quilting**
- **Fashion**
- **Bridal**

Every Major Manufacturer
And More Represented

*12,000+ Bolts Of
Fabric In Stock*
**Silk • Velvet • Wool
Linen • Denim**

Quilting Supplies & Kits
Notions • Patterns • Books

260-768-4887

YODER'S SHOPPING CENTER
300 S. VAN BUREN ST. (SR 5)
SHIPSEWANA, INDIANA

M-Sat 8a-5:30p

www.yoderdepartmentstore.com



Spotlight on . . . Small Groups

The Six-Pack Quilters

The Six-Pack Quilters organized in January 1998 so this is our tenth year as a small group. Teri Nessia brought us together after being fascinated by a special quilt exhibit at the Ortonville Quilt Show in 1997. Members of a small group had exchanged three-inch (!) blocks and then set them together into lovely quilts. She decided she had to have a small group of quilters with whom to exchange small blocks that would eventually grow into quilts. Members of our group were Teri, Bonnie Mercer, Marilyn Palmer, Marcia Schelter, Margaret Schwartz and Daisy DeHaven. At our first meeting, we decided to call ourselves "The Six Pack".

We meet at my house the second Tuesday of every month. When we first started, some of us didn't know each other very well, but I believe that changed with our very first meeting. We talked a lot and laughed a lot. We still do. Always, when our meetings ended and the last quilter had gone out the door, I would check in with my husband Clark and he would say "I don't think you're getting much work done down there - all I hear is a lot of laughing going on".

We still laugh a lot but we also have produced lots of blocks and many quilts. Our first project in 1998 was to make a six-inch block of our choice for each member of the group each month. Teri had purchased a lovely navy fabric and we were required to use a piece of this fabric in every block we made, to provide some consistency. So for 12 months, each of us made six identical six-inch blocks and each of us received six six-inch blocks. It was exciting to see our collection grow month by month. And by the end of the year, each of us had 72 blocks!

The second year, 1999, our choice was to make six-inch Christmas blocks - again, a pattern of our choice. We have made some wonderful quilts during these ten years - six-inch nine patches with a millineum fabric in each block in 2000; pre-selected patterns for six-inch house blocks with a different house pattern each month; six-inch star blocks; a disappearing nine-patch using five-inch squares; two row robins, one of which was Christmas.

We took a break from the six-inch blocks in 2002 and exchanged 18 sets of 12" pieces of fabric from which we made our own quilts, and in 2003 we had a Mystery Brown Bag Challenge. We laughed our way through our April meeting when Teri taught us to make an Accordion Photo Album. Our group project this year is to make our own quilt from the Jelly Roll Charm Packs we purchased through Connecting Threads. We're using the Cosmos fabrics.

Our quilts have been exhibited in the CCQG's Going To Pieces shows, and some of them have been featured in the Hospice of Lansing quilt exhibits. We always make a quilt for the Small Quilt Auction at our Guild Shows. When one of the group has a birthday, we do a potluck sit-down dinner and the "birthday girl" receives six six-inch squares of fabrics from each of the others. We always have a picnic in July which just happens to be Margaret's birthday month. And incidentally, soon after we organized we decided we should have our own quilt pin and the one we chose was - what else! - the Drunkard's Path pin.

We've been through a lot together these ten years and have become very close friends, a friendship treasured by all of us. Our very dear Six-Pack friend Bonnie Mercer passed away on September 9, 2005, shortly after moving to Richmond, Virginia to be near her daughter while undergoing health problems. We miss her greatly and speak of her often when we meet. We always remember her on her birthday and speak lovingly of her gentleness, her sense of humor and her quilting. When her husband Gene went through Bonnie's collection of quilt fabrics, books, blocks, etc. he consulted with Teri about what to do. Teri spent many hours working with Gene to disburse the collection. She discovered six-inch blocks Bonnie had made in our group exchanges, and we decided to put them together into a quilt which we donated to Habitat for Humanity in Bonnie's memory.

I urge you to join or form a small group. The experience will enrich your life.

Submitted by Daisy DeHaven

The Outlaws

The Outlaws first met in 1991 and were named by one of the member's husbands because we have no rules. Well, that isn't exactly true - we set up rules and then break them. Once a month we meet in one of the member's homes in the evening and have a light supper followed by dessert, of course.

Over the years, we've had many year-long projects such as round robins, 5" square fabric color wheel swaps, and block swaps. Every so often a member of the group will teach a technique to expand our fiber experience, such as crazy quilting or silk ribbon embroidery.

This is the year of appliqué and participation is optional, of course. We're working on our own projects and it can be hand appliqué or machine appliqué using any type of fabric, wool, cotton, silk, etc. The main objective is to get over our fear of the "A" word.

Through the years members have come and gone but our group number stays between 8 and 10. This group has shared and supported each other through life changes, happy and sad. Our gatherings are a priority we anticipate every month.

Submitted by Diedra Garlock

Small Group Coordinator Position is Open!

Consider volunteering your time to help form new small groups. Contact President Coreen Strzalka if you can help.

Ethelbird & Eliza Kids

Fabric Online Especially for Kids
Babies, Youngsters, Tweens & Teens

www.ethelbird.com

Teresa Borton

517-327-1937



CCQG Pins Are Available

Did you know . . . our guild has its own official pin featuring the guild's distinctive, original logo. You can purchase a pin for \$5 from Membership Chair Dorothy Jones at any guild meeting. Get your pin and wear it proudly!

Custom Quilts & Sewing Center

1645 Haslett Rd
Haslett MI 48840
517-339-7581

Thursdays Girls Night Out

If you have a project that you need to finish, join us on Thursday anytime from 4PM-8PM and enjoy the company as you finish your project.

Check out our website www.quiltsgalore.com. Sign up for our newsletter online. We will no longer be mailing them by "snail mail".

Stop by the store and check out the Debbie Kratovil Calendar Girls projects of the month. Pick up your copy of the calendar as you check out the projects on display.

Come start a mystery with us. Each Thursday is a new installment of our mystery quilt.

New Batiks and new Patterns and lots of new samples! Stop in and see what's new!

We appreciate your support and hope to see you soon.

These are the small groups that are currently open to new members. New small groups are forming all the time!

Charming Bag Ladies - Contact Nancy Cole & Gail Drayton - Meets second Thursdays, 5:30 p.m., Lansing area.

Foster Friday - Contact Gail Drayton - Meets every Friday, 12:30 – 4:45 at Foster Community Center, Rm. 109, in Lansing.

Holt Quilters - Contact Gayle Cain - Meets first Saturday of the month from 10:30 – 3:00 at Holt Senior Center on Holt Road. Bring your own projects.

Ladies of the Cloth - Contact Margaret Schwartz - Meets a couple of times a year in Lansing area.

Lady Fingers - Contact Inge Bommarito - Meets the second Monday of the month, 10:00-12:00 at Schuler Books in the Meridian Mall.

LALA – Lansing Area Long Armers - Contact Mary Dunn and John Putnam - Meets every other month.

Mint City Patchers - Contact Brenda Broughan - Meets the second Tuesday of the month at 2:30 p.m. at the St. Johns library.

Pedal Pushers - Contact Gail Drayton - Meets April – October, the second Friday of the month at 10 a.m. to ride bikes to quilt stores.

Scrap Fever - Contact John Putnam, Carolyn Solomon, Carole Davis - Meets the first Tuesday of the month, 7:30 p.m., at Foster Center in Lansing.

Small Group to Dye For - Contact Coreen Strzalka - Meets in the summertime – Saturdays (all day).

Threadbearers - Contact Deb Martens and Helen Harrison - Meets the first Sunday of the month, 2:30 p.m., at Mason Presbyterian Church.

Toys for Tots group - Gayle Cain is starting a group to make doll and teddy bear clothes for Toys for Tots - Meets the first Tuesday of the month, 6:30 - 9:00 p.m. at Gayle's house. Contact Gayle.

Two Ladies and a Man - Contact Flo Vogt and Jean Harrison - Meets Fridays at Foster Center in Lansing, Room 109, from 12:00-4:00 to tie charity quilts.

2007-2008 Tiny Treats

Brought to you by Quilters Anonymous . . . celebrating some unique and interesting holidays.

(We bet you've never heard of some of these!)

August 2008 – National Take a Nap Month

[Counting] Sheep block– 8" finished block (8½" unfinished)


Materials:

Fabric A - Body - White, gray or black - Cut one strip 1½" x 29½" - subcut to rectangles: 3 @ 2½", 2 @ 4½", 2 @ 6½". Cut one strip 2½" x 7" - subcut to rectangles: 2 @ 3½".

Fabric B - Background - Sky blue - Cut one strip 1½" x 23½" - subcut to rectangles: 7 @ 2½" and 4 @ 1½".

Fabric C - Head and legs - Black or white, to contrast with body color) - Cut one strip 1½" x 6" - subcut to rectangles: 4 @ 1½". Cut one 2½" x 2½" square.

To assemble: Sew into rows as indicated. Press toward the dark. (Note: Rows 1 and 6 are the same; Rows 2 and 5 are the same.) Sew rows together and press in one direction.



Row 1: 2½" B, 4½" A, 2½" B

Row 2: 1½" B, 6½" A, 1½" B

Row 3: 2½" A, 1½" C, 2½" A, 1½" C, 2½" A

Row 4: 3½" A, 2½" C, 3½" A

Row 5: 1½" B, 6½" A, 1½" B

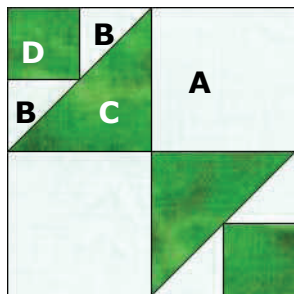
Row 6: 2½" B, 4½" A, 2½" B

Row 7: 2½" B, 1½" C, 2½" B, 1½" C, 2½" B

If desired: make French knots for eyes (or use tiny buttons after quilting). Count your sheep and take a nap!

September 2008 – National Sewing Month

Spool and Bobbin block– 6" finished block (6½" unfinished)



Materials:

White: (A) Cut two 3½" squares

(B) Cut two 2¾" squares and cut in half diagonally

Brights: (C) Cut one 3⅞" square and cut in half diagonally

(D) Cut two 2" squares

To assemble: Sew two (B) triangles to (D) square as shown, and then sew the unit to the (C) triangle. Repeat for the other (B) and (D) units and sew to the other (C) triangle. Sew these two units to the (A) squares as shown, and then sew the two halves together.

Web extra: Check out two setting ideas for this block in the website-only edition of the newsletter.

AREA QUILTING EVENTS

July 25-26, 2008

[Evening Star Quilt Guild](#) Show
First Baptist Church, Davison

July 26-27, 2008

[Greater Ann Arbor Quilt](#) Guild Show
Morris Lawrence Building, Washtenaw Community College,
Ann Arbor

August 1-2, 2008

27th Annual Quilt Show, Clare County Crazy Quilters
Hayes Township Civic Center, 2055 East Townline Lake Rd,
Harrison - Contact: 989-386-3756

August 5 - Septemer 30, 2008

7th Annual Quilts and Their Stories Exhibit
Coopersville Farm Museum, Coopersville

August 21-24, 2008

Mark Lipinski, workshops
Thunder Bay Resort, Hillman

August 20- September 1, 2008

Charity Quiltathon
Great Lakes African American Quilt Network
State Fair Grounds, Detroit

August 22-23, 2008

Fenton Quilt Show
Fenton United Methodist Church, 119 South LeRoy St.
Fenton Museum, 310 South LeRoy St., Fenton

September 6-7, 2008

Cal-co Quilters Annual, Quilter's Harvest 2008
Marshall Activities Center, 15325 W. Michigan Ave., Marshall
Contact: jrop@comcast.net

September 11-14, 2008

[Michigan Quilt Network Showcase](#)
The Lansing Center, 333 East Michigan Ave., Lansing
Contact: Judy Graczyk, 231-546-3219

See the Vice President's Table for information on these and other upcoming events. **More events are listed at**
[http://www.museum.msu.edu:80/glqc/online news](http://www.museum.msu.edu:80/glqc/online%20news)



The Capitol City Quilt Guild meets on the third Thursday of each month, 7:15 p.m., at Faith Church, 2300 Lake Lansing Road, Lansing (across from Eastwood Towne Center).

For more information,
visit our web site: <http://capitolcityquiltguild.org>

Capitol City Quilt Guild

P.O. Box 26022
Lansing, MI 48909



We're on the Web!!!

<http://capitolcityquiltguild.org>

Next Newsletter Deadline: August 15

Web Extra—July/August 2008

Two very different looks:

**Horizontal setting (on the left) vs. On-point setting (on the right) for
September Tiny Treats “Spool and Bobbin” block**

