



## UPCOMING PROGRAMS

### 2007-2008 Officers

**President**  
Linda Wells

**Vice President**  
Coreen Strzalka

**Secretary**  
Jean Kaufmann

**Treasurer**  
Janet Munn

### Inside this issue

<i>President's Message</i>	2
<i>Membership Updates</i>	3
<i>Community Page</i>	4
<i>Library News</i>	8
<i>CCQG Traditions</i>	10
<i>President's Block</i>	10
<i>CCQG 101</i>	12-14
<i>Small Groups</i>	16-17
<i>Tiny Treats</i>	18
<i>Events Calendar</i>	19
<i>National Quilting Day</i>	
<i>flier</i>	<i>insert page</i>

### JANUARY

**January Board Meeting:**  
Wednesday, January 23, 6:30 p.m.,  
Foster Community Center, 200 N.  
Foster St., Lansing. All guild  
members welcome.

**January Guild Meeting:**  
Thursday, January 17, 7:15 p.m. at  
Faith Church, 2300 Lake Lansing  
Rd., Lansing (across from  
Eastwood Towne Center).

**Program:**  
Speaker, Mary Warner-Stone. Mary,  
of Durand, Michigan, will present a  
lecture entitled, "Appliqué: Why it  
Doesn't Have to be Perfect."

**Workshop:**  
Mary will also conduct a workshop  
on Saturday, January 19, from 8:30  
a.m. to 4:00 p.m. The workshop will  
involve learning techniques for  
needle-turned hand appliqué, and  
making a sampler block.

### FEBRUARY

**February Board Meeting:**  
Wednesday, February 27, 6:30  
p.m., Foster Community Center,  
200 N. Foster St., Lansing. All  
guild members welcome.

**February Guild Meeting:**  
Thursday, February 21, 7:15 p.m.  
at Faith Church, 2300 Lake  
Lansing Rd., Lansing (across from  
Eastwood Towne Center).

**Program:**  
Speaker, John Putnam, "Here is  
Where I Work," Part Three. CCQG  
members have shared their  
quilting spaces with John, and he  
returns with the next in one of our  
favorite annual programs.


**Workshop: Please note date!**  
**Saturday, March 1:** Mary Bajcz,  
the speaker for our September,  
2007 guild meeting, returns to  
provide a workshop for us on  
"Free-Cut Piecing: Drawing With  
Your Rotary Cutter."

*As the Needle Turns* is published bimonthly in the odd-numbered months. Deadlines for submissions are the 15th of all even-numbered months. Mail advertisements and articles to Editor, CCQG, PO Box 26022, Lansing, MI 48909 or by email to: [dmartens@voyager.net](mailto:dmartens@voyager.net).

If you wish to receive a printed newsletter and do not receive one, contact **Membership Chair Dorothy Jones** at 482-7044 or [Jones2Lan@sbcglobal.net](mailto:Jones2Lan@sbcglobal.net).

Advertising rates: Business card—\$10.00; Quarter-page—\$15.00; Half-page—\$30 (20% discount for members). Want ads: \$10.00 for non-members and \$2.00 for members.

## PRESIDENT'S MESSAGE



"Washington's Puzzle"  
block

If you would like to receive the newsletter by email, please send an email to Guild Secretary Jean Kaufmann:

[ccqgnews@gmail.com](mailto:ccqgnews@gmail.com)

If you wish to receive a printed newsletter in the U.S. mail, and have not received one, contact Dorothy Jones, Membership Chair.

**THE CCQG WEB SITE IS  
HERE!**

**Web extras available**

**ONLY on the web**

**Check it out!**

<http://capitolcityquiltguild.org>

use what talent you possess - the woods would be very silent if no birds sang except those that sang best.

Henry Van Dyke

As I write this, a winter storm is heading our way, I am thinking of everything that I need to accomplish before Christmas, and thinking that by the time you read this, the holidays will be over. Life will have returned to "normal".

I had a great morning today. I just returned from a quilt store I had not had the pleasure of visiting before. I received a phone call from a friend asking if I would be interested in going with her - DUH - a quilt store! I cannot imagine saying NO.... On the one-hour trip there and back we had the opportunity to have some nice conversation. She is fairly new to quilting and does not feel that she is good at it yet. She rarely shares what she has completed with others, as she does not feel that it is "worthy" of being shared. Actually, she is very talented; she is very precise and has a wonderful sense of color. She said that I am "adventurous" when I mentioned my desire to sign up for a Mariners Compass class, as I have always wanted to do one, and, in turn she was amazed that it did not involve Quilt Smart. I am certainly not a "master" quilter, but not a novice any more either.

A large part of my enjoyment at our guild meetings is seeing the work of others - experienced or novice. The multiple interpretations and creativity demonstrated, not to mention the exquisite workmanship, never cease to amaze me! It also tickles me to hear the behind-the-scenes comments, such as: "not all the points are perfect", "I still am not sure if I used the right color here", "It is for a child who won't notice the errors". . . We are

sooo hard on ourselves - we are our own worst critics! And yet, when polled, Show 'n Tell is most everyone's favorite part of the meetings. I did not grow up in a house where compliments were handed out freely, and actually there was a time when I had a pretty low self image. I have grown. I enjoy showing off what I have completed. I know that not everyone will love my choices; but I know that they enjoy looking at them.

Quilting is as much for the creator as it is for the receiver. We take great pleasure feeling the fabric as we explore fabric stores and our private stashes. We place our pieces on our design walls and arrange and re-arrange to our pleasing. We dream about how it will look when completed and begin to work through the options of the quilting pattern. Our heart swells when our completed vision takes on a form and is completed. Then, we watch with bated breath for the reaction. We listen for the ooohs and ahhhhs at guild and from our friends. Our quilts are a part of us, leaving us and yet leaving something behind as well.

January and February are the months for snuggling down before a warm fire, or before the TV with our handwork on our laps: hand quilting, knitting, appliqué, hand sewing binding, or reading the latest quilting magazine. Enjoy these quiet times, draw pleasure from the handwork and the completion of projects. Or, get out graph paper and design the next project, pick out fabrics and complete the project. THEN, bring it to guild and show it off! It is a part of you and we all enjoy the glimpse into who you are. Have confidence in what you have completed, because often you see a portion of who you are reflected back in your work.

**A quilt is a treasure which  
follows its owner everywhere.**

Linda Wells, President

FROM THE MEMBERSHIP CHAIR

Additions to the membership directory:

Nancy Boyse 8/3 For address information, please see print version of the newsletter	version of the newsletter  Cloe Palmer 4/15 For address information, please see print version of the newsletter
Linda Constantineau 1/1 For address information, please see print version of the newsletter	Mary Ann Waltz For address information, please see print version of the newsletter
Diedra Garlock 2/8 For address information, please see print version of the newsletter	Correction:  Christa Barnhart's e-mail should be: Please see print version of the newsletter
Sandra O'Malley 7/5 For address information, please see print	

Treasurer's Report - October 2007

Treasurer Janet Munn reported the following information: Balances (as of December 17, 2007): Checking \$6,992.93, Savings \$10,889.69.


See the monthly financial statement and show report at the vice-president's table and on request from the treasurer.

FAT CHANCE

Pink is for girls; blue is for boys. Snowflakes are for January; shamrocks are for March. You know the routine! But this time, the Board has decided to shake things up a bit! Instead of the usual fat quarter themes, we'd like to challenge your creativity and ask you to bring a fat quarter to each meeting that reminds you of the following singers or musical groups! It doesn't have to be a color. It doesn't have to have a picture of the group. It doesn't have to represent a song. It just has to represent something that is evocative of the singer! For example, for Frank Sinatra, who sang "New York, New York," you could bring an apple fabric! This promises to be lots of fun and it will give all of us, young and old, a chance to broaden our musical horizons! Here are the musical selections:

January 2008: The Moody Blues  
February 2008: Barenaked Ladies  
March 2008: The "Rat Pack"- Frank Sinatra, Dean Martin, Sammy Davis, Jr.  
April 2008: Elton John

The rules for Fat Chance are to enter one fat quarter (18" X 22") per month for the theme of the month. This is for members only, please, and—you must be present to win!



## COMMUNITY PAGE

### Katrina Project Update, and other needs

Submitted by Fran Mort

A big THANK YOU to all who have donated fabric, blocks, and squares for Katrina and others (I do not need any more!), but if you have extras, I will put them in the quilts we are making for the City Rescue Mission Project for women and children.

Recently, I received a Thank You from St. Bernard's Battered Women's Program in Louisiana for the quilts and other items donated.

And, I'm also helping the two sisters in Mason who are making quilts (40" x 70") for our troops in Iraq.

Thanks again, fellow quilters!

P.S. There's been a sad blow to the publishing of my second quilt block pattern, "Dimensional Flying Geese." Someone else had already published a very similar pattern, constructed in the same manner, so mine will no longer be published.

### Other ongoing charitable and community projects . . .

#### Heartwarmers

Labels for Heartwarmers quilts can now be found at the Vice President's table, NOT at the library. If you have any questions or comments about Heartwarmers, contact Carolyn Solomon.


#### Quilts for foster children

Wendy Larson is requesting quilts for care bags for foster care children. She would like to provide comfort and security to children who have been removed from their home and placed in another home. Many times the children are removed from their home without any belongings. The care bags will have a quilt, pillowcase, stuffed animal, books, toothbrush, toothpaste, and other toiletries in them. Please contact Wendy. You also may turn your quilts in to Coreen Strzalka.

#### Maple Street Shelter

A new women and children's shelter is being built in Lansing. They are in need of quilts 56" by 95" and crib size. The quilts will remain at the shelter so they need to be washable and durable. Contact information is not yet available.

### News of our members . . .



Guild member **Claire Vlasin** recently had surgery and is recovering at home. Please send her a cheery nine-patch (6" finished) and a note. Claire's home address can be found in the membership directory.

#### Raffle Quilt for 2008 LAP quilt show

Contact Bev Wilkinson to help sell tickets.

#### Longarm quilting for charity quilts

Contact Kelly Sattler and Coreen Strzalka.

#### Quilts & Human Rights—Michigan State University Museum, January 15 – May 15, 2008

*Quilts and Human Rights* is an exhibition exploring the role that quilt makers have played in raising awareness of human rights issues around the world and the power of textiles to communicate important ideas and information. The exhibition will feature inspiring and often provocative quilts made to document and express transgressions of human rights, to educate others about human rights issues, and to pay tribute to leaders of human rights movements. A special component of the exhibition is being developed in collaboration with the Nelson Mandela Museum in Mthatha, South Africa, and will focus on human rights champions Rosa Parks and Nelson Mandela.

**Special event: January 21, 2008, Martin Luther King Day Reception**




The Henry Ford Museum in Dearborn, MI, presents ***Quilting Genius 2: The Improvisational Quilts of Susana Hunter***, a new exhibit at Henry Ford Museum on display **February 15-April 27, 2008**.

This exhibit features 30 eye-catching improvisational quilts made by Susana Allen Hunter, an African-American quilter from Wilcox County, Alabama, and tells the story of one woman's creativity and resourcefulness as shown through her distinctive quilts. Hunter's quilts- which feature large shapes, bold colors, asymmetrical patterns, and improvisational flair- are an intriguing kaleidoscope of vivid color and design, providing daily-life context to the experience of many African Americans living in the Jim Crow South during the mid-20th century. During her lifetime, Susana made hundreds of quilts by hand, creating beauty from what life offered her. The exhibit will also feature some of Hunter's household items including her quilting frame, sewing scissors and thimbles.

**Quilting Genius 2: The Improvisational Quilts of Susana Hunter** is free with membership or admission to Henry Ford Museum. For tickets and additional information, call (313) 982-6001 or visit [www.TheHenryFord.org](http://www.TheHenryFord.org).

On March 15, 2007 Henry Ford Museum will also host a special **Quilting Genius 2** forum with a panel of **experts** on Southern culture, improvisational quilts and creative art. The program features a roster of speakers, each with a singular point of view about the artistic expression of African-American quilters. The forum runs from 10 a.m. to 3:30 p.m. in Henry Ford Museum's Anderson Theater. Tickets are \$34 for members or \$40 for nonmembers and include the forum, box lunch and museum admission. For reservations, call (313) 982-6001.

Speakers will include: **Mary Elizabeth Johnson Huff**, quilt expert and author of numerous books, who is currently directing a statewide project on the documentation of Alabama quilts; **Dr. Denise Davis-Maye**, an Auburn University professor and a participant in Auburn's "Quilts of Gee's Bend in Context" research project; and **Dr. Marsha MacDowell**, a nationally-known expert on the cultural context of quilts and a founding member of The Alliance for American Quilts.



## Paducah Quilt Show

### Motorcoach Trip

April 24th-27th 2008

4-day, 3-night motorcoach trip to Paducah, Kentucky for the 24th Annual American Quilter's Society Quilt Show and Contest, with more than 300 vendor booths and 500 contest quilts on display

### An all inclusive package:

Deluxe motorcoach transportation, hotel accommodations, all meals except for Friday & Saturday's lunch, 2 day admission to the Quilt Show, admission to the Quilt Museum, admission to the Antique Quilt Show, guided motorcoach tour of Paducah, and more.

### Leaving from:

Saginaw, Flint, Detroit, Ann Arbor, Lansing  
S. W. Michigan, N. W. Indiana

For more information, contact Jim Higgins

at (269)782-2615, or visit  
[www.jstravelservice.com](http://www.jstravelservice.com)

Email: [jstravelservice@comcast.net](mailto:jstravelservice@comcast.net)



Submitted by Barb Srivastava

The International Friendship Quilters (IFQ) is an organization based on the concept that "The Language of Quilting is Universal." This idea was conceived three years ago, and implemented by James Ellis Deakins, a fellow quilter. She created the IFQ website specifically with quilters in mind.

The idea that quilters have a universal language has been proven beyond her wildest dreams! IFQ has become a huge success. Through their common interest in quilting, members quickly discover that everyone, no matter what language they speak, or what country they live in, is interested in learning new, fun techniques related to our shared passion – quilting. Members need only have a computer with an internet connection; a digital camera to upload pictures of their projects, so that everyone may enjoy "Show and Tell", and be willing to participate in an exciting event with other quilters. Many of the members become very good friends and participate in events throughout the year together.

What does membership in this wonderful organization cost, you may be asking? There is no monetary cost to become a member of IFQ. The only requirement for membership is a **PASSION FOR QUILTING and a DESIRE TO SHARE THIS ENTHUSIASM WITH OTHERS, WHILE MAKING NEW, INTERNATIONAL FRIENDSHIPS** from around the world. IFQ uses the modern technology of the internet to bring the traditional pastime of quilting into the 21<sup>st</sup> Century. All levels of expertise in the art of quilting are represented within the membership, from beginning quilters to seasoned professionals.

IFQ has a chat room where members congregate and exchange ideas with each other. The IFQ Forum is another place where members participating in specific events gather to discuss their ideas, ask questions, and receive inspiration from others. It is a very friendly place to meet new friends.

As an IFQ member, you have the opportunity to participate in many fun and exciting events all year long. Some events are exchanges – where members agree to create something (like a tea towel, pincushion, a needle case, a block, a coaster, Christmas cracker, secret Santa gift, etc.), then send it to a partner assigned to you. There will be a friend sending you their creation in return via the postal service.

This can be quite exciting to find a wonderful quilted item in the mailbox that you know was made especially for you by a friendly quilter, and along the way you have made new friends.

You may participate in challenges, since sometimes it is fun to push yourself into a new area – to "quilt beyond the borders." IFQ members have the opportunity to join many of the traditional group activities that quilters participate in at their local guilds, such as: round robins, Electric Quilt round robins, crazy quilt round robins, mystery quilts, fiber arts postcards, artistic trading cards, quilting chats, and pattern download events, which offer fun new patterns to make, such as wall hangings, sewing room items, bags (quilters never have enough bags, of course!) and much, much more.

Each month a variety of different events are offered, so there is always something for everyone to participate in and enjoy along with other members!

Well, what is the website address you ask?

**[www.internationalfriendshipquilters.com](http://www.internationalfriendshipquilters.com)**

Personally, as an IFQ member since August 2005, I've made wonderful friendships with quilters living all around the world, while participating in my deepest passion of quilting. The nice thing about this organization is that members may join activities at their own pace, and participate as often or as minimally as they like, as their schedules allow.

Why not take a tour around the IFQ website? Be sure to visit the photo galleries to view some of the wonderful projects created by members in each of the events, past and present; after all, we quilters do love "Show and Tell", don't we?

Below are some questions to which James so kindly provided answers for our guild members to enjoy:

**May non-members view the photo galleries?**

"Yes, the galleries are visible to all."

**How did you come up with this idea, what inspired the thought? Were you overseas at the time and missing the friendship of other quilters being? Was language a barrier for you in the country you were in at the time?**

"I married an Englishman and we spent a lot of time in England. For years, I tried to get to know women in the area but had no success. Then I started quilting and suddenly I found myself at a quilt show, sitting at a round table, having tea with other quilters and chatting as if I had known them forever. At that point, it came to me that "the language of quilting is universal." It made a huge difference to me to finally be able to make friends in a foreign land!"

"I kept thinking about this, and since I had done internet programming before, I came to realize that I could prove my idea. The site was started with the simple idea that the **language of quilting is universal and that this shared interest can bring people together.**"

Is it a lot of work to keep the site running?

"Oh my, yes. Because my "other work" is very time demanding, sometimes it's very difficult to keep the site going, as it gets bigger and bigger. But I am working on setting up a system where members can help to keep it running."

What do you feel is the most exciting thing to come out of creating this site so far?

"The people that I have met through the site are wonderful. Some I have met only virtually, but many others I have also met in person."

What do you see as an advantage to being a member of a cyberspace-quilting group?

"A cyber group gives you a lot of flexibility and is easy to fit into your particular time schedule. Because we span the world and all its time zones, there is always someone around the site at any time! Also, it's a wonderful opportunity to expand your knowledge of the world by making friends with people across the world."

What is the strangest and/or funniest thing to happen to you when you mentioned your membership in an online quilt group?

I have been in lines at airports and met other quilters who find out that I run an online group and become members the next day! Also, it amazes me when I find out how people have heard about IFQ!

How many members are there in IFQ presently, and how quickly did the membership grow?

"We are very close to 2,000 members now! The membership continues to grow steadily."

The IFQ website was created in September 2004, correct?

"We actually went on line at the end of August 2004, but we really got things moving in September."

What are some other questions you have been asked that may be of interest to other passionate quilters?

"I think it's so interesting to see what methods are being used in different countries. What I particularly love about IFQ is we can learn methods that are the rage in a country other than ours."

What would you say to a quilter whom has just heard about IFQ and is wondering whether or not she/he should join?

"I would say that since we have so many different types of events, there is bound to be something that will interest them. And there's no reason NOT to join IFQ since you can get out of it whatever you want. You choose what to become active in and can sit out whenever you wish."

Are there any male members active in IFQ? We have some male members in our guild and they may inquire.

"Yes, we do have a few male members in IFQ and they're great!! Whether you are male or female, if you are passionate about quilting, IFQ is for you!"

Well James, you mentioned that you may have a little gift for the guild members willing to check out the IFQ site and you know how much we quilters love surprises – do you think we could offer my quilt guild friends a little treat if they check it out?

"Barb, I have created a link for The Capitol City Quilt Guild members and it will be up for three weeks. There will be a "present" waiting for each member to download, just for viewing the site." Here is the link:

[www.friendshipquilters.com/CapitolCity.php](http://www.friendshipquilters.com/CapitolCity.php)

I hope that each of you will enjoy learning more about the International Friendship Quilters while visiting the website, and consider becoming a member so that you may participate in all the fun we quilters have together in this new cyberspace group.

I am wishing you and your family members a **Very Merry Christmas** and **Happy New Year** throughout 2008.

Barb Srivastava

## CAPITAL CITY QUILT GUILD LIBRARY NEWS



Our guild librarian has had such fun purchasing new books for the library that she has used up her budget for the year! But, a generous member donated some books to the library, and these are the additions:

- **Beyond the Basics** by Kathy Delaney

A potpourri of quilt making techniques. Published 2007.

- **Collaborative Quilting** by Freddy Moran and Gwen Marston.

A bold and unconventional tribute to artistic collaboration by two internationally recognized, award-winning authors. Freddy Moran and Gwen Marston have made beautiful quilts together despite their physical distance from each other—the stunning photos of their many creations prove it. They reveal the secrets of their success, including how to bridge style differences and use each person's strengths to best advantage. Freddy, an expert in color, discusses her specialty, while Gwen talks about design principles. In addition, each artist offers ten personal tips and structured and unstructured projects to try, as well as ideas for putting them all together. A gorgeous gallery of quilts is sure to inspire needleworkers to combine forces. Published July 2006.

- **The Soulful Art of African American Quilts** by Sonie Ruffin

Nineteen bold, improvisational projects. Published May 2007

- **As the Crow Flies** by Edie McGinnis

Folk Art Appliqué. Published 2007.

- **Sweet Inspirations** by Pam Manning.

Folk Art Appliqué, published 2007.

- **Vintage Quilt Blocks, State by State** by Bonnie K. Browning

Published in 2004 by AQS, one block for each state.

- **Sensational Settings – Over 80 Ways to Arrange Your Quilt Blocks** by Joan Hanson.

Turn a stack of blocks into a lively quilt with this collection of fun, easy ideas! Choose from over 80 inspiring settings. Find solutions to common dilemmas, from arranging different-sized blocks and working with odd numbers of blocks to planning diagonal settings. Skip the dizzying math with Joan's handy reference charts for calculating fabric needs. Published 1993.

Thanks to those members who make donations! However, we should take note that the guild bylaws state that donations are accepted at the discretion of the library staff. In other words, please donate books that are in good shape and that others in the guild would value.

If you have an AQS \$3 book certificate you do not plan to use, please consider giving it to Kristen Forester to purchase library books. Thanks!





### Web sites to visit

[www.TheHenryFord.org](http://www.TheHenryFord.org)

[www.QuiltedParadise.com](http://www.QuiltedParadise.com)

[www.internationalfriendshipquilters.com](http://www.internationalfriendshipquilters.com)

[www.friendshipquilters.com/CapitolCity.php](http://www.friendshipquilters.com/CapitolCity.php)

### Help Wanted:

The guild is in need of a tax accountant who has experience in nonprofit organization tax filings. If you have this expertise, or know of someone who is available to help, please contact President Linda Wells or Treasurer Janet Munn.

## Ethelbird & Eliza Kids

Fabric Online Especially for Kids  
Babies, Youngsters, Tweens & Teens

[www.ethelbird.com](http://www.ethelbird.com)

Teresa Borton

517-327-1937

# *Super Bowl Sale*

Saturday February 2 in **East Lansing** from 10 am-4 pm

## *Thousands of Sale Items*

- **100% Cottons - 500 Bolts** (in addition to our Secret Stash Fabric) - 50% Off
- **Patterns** - Selected patterns 50% or more Off • **Selected Gift Items** - 50% Off

**Pfaff, Husqvarna Viking, Baby Lock, White Sewing Machines and Cabinets** -- new and used, overstock, open boxes, old models, new models, lots of machines and cabinets up to 40% off manufacturer's suggested retail

**Country Stitches**   
2200 Coolidge Road • East Lansing



## "These are a few of my favorite CCQG Traditions . . ."

### FIRST IN A SERIES

#### History of Small Groups In the Capitol City Quilt Guild

As membership increased in the Capitol City Quilt Guild, the subject of forming several small groups was discussed at the June 16, 1988 membership meeting. It was recommended that the September meeting be the starting date for small groups to form.

At the September 15, 1988 membership meeting, sign up sheets were available for the following small groups: CHARM, Georgia Hayden, chair; BLOCK EXCHANGE, Teri Nessia, chair; COLOR & DESIGN, Sherlee Mauch, chair; DAYTIME GROUP, CHARITY, and BASTING were other groups mentioned in the September 15 minutes, but apparently the only groups that formed were CHARM and BLOCK EXCHANGE.

In January, 1989, a small group on BLOCK OF THE MONTH was offered, but did not form. Later, a group on SEWING was offered but did not form.


Down through the years many small groups have formed and many are active yet today.

One long-term small group is the LUNCH BUNCH, which is still active and meets every month. Many CHARM groups have formed throughout the years, but generally they exchange their charm fabrics and disband.

At the April 19, 1990 Guild meeting, it was announced that Barb Kantner would chair a second CHARM group to be known as DAUGHTERS OF CHARM. After the DAUGHTERS had exchanged their fabrics, they disbanded. The original CHARM group, formed in 1988, had exchanged their fabrics in about six months, but enjoyed working together so much that they continued to meet for a potluck dinner each month. When Georgia Hayden moved to Union City in April, 1990, Daisy DeHaven assumed the leadership of the first CHARM group. In October, 1992, DAUGHTERS were invited to merge with the original CHARM and the group renamed CHARM and DAUGHTERS OF CHARM.

CHARM & DAUGHTERS OF CHARM will celebrate its 20<sup>th</sup> anniversary in November, 2008. Members are challenged each year with a Round Robin, Row Robin, Mystery Quilt, etc., etc. This group numbers 18 and still going strong and having fun.

Submitted by Daisy DeHaven



### President's block


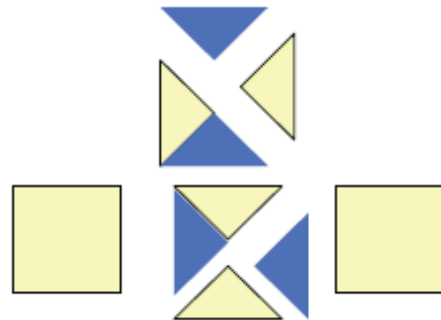
Another of our CCQG traditions is to honor our outgoing Board President with a shower of Ohio Star blocks to commemorate her service. It is time to begin planning for President Linda Wells' blocks. Linda has chosen blue and yellow blocks in a 9" finished size. Linda would love any combination of blue and yellow - so if you prefer to make a blue star on yellow background, or vice versa, she'll be pleased. Here are the instructions:

Cut 2 background squares and 2 color squares  $4\frac{1}{4}" \times 4\frac{1}{4}"$ , and cut each square diagonally twice to make quarter square triangles.

Cut 4 squares  $3\frac{1}{2}" \times 3\frac{1}{2}"$  of background fabric.

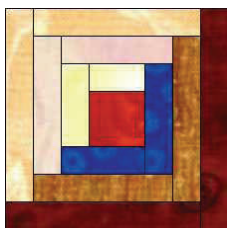
Cut 1 square  $3\frac{1}{2}" \times 3\frac{1}{2}"$  for the center.

Piece like this:



Please sign your block and leave it at the Vice President's table or give it to Lynn Richardson.

Questions? Contact Lynn Richardson.



## BITS AND PIECES

**2008-2009 Challenge Quilt.** Reminder: Get to work on those Challenge Quilts! Assistant Program Chair Nancy Ballard has come up with a great and interesting theme for this year's guild challenge quilt! As announced at the October guild meeting, the challenge is to make a one-color quilt. You may use all the values or tones on the color wheel for that color, but no other colors! (For example, if the color is blue, you may use blue-greens, but not green-blue!) When using calico, any other colors in the fabric must be smaller than 1/4", and the fabric must "read" the chosen color from 15 feet away. If in doubt, use the color wheel for guidance, or don't use the fabric. To further add to the challenge, Nancy notes that all thread work and quilting must be done in the chosen color family. The quilt should be 36" square or larger. If you have questions, call or email Nancy Ballard.

**Board House Quilt Update.** Gayle Cain and Irene Blanchard are organizing and making the Board House quilt this year. The Board House Quilt is a quilt top made up of house blocks traditionally made by the members of the board and given to one of the guild members by random drawing at the September guild meeting. Due to time demands of the board members, however, the board decided not to continue this tradition. However, Gayle and Irene are rescuing this tradition for the guild.

Irene and Gayle are asking members to help make blocks. The blocks should be any 8" finished house block, pieced or appliquéd, and they should feature a red house on a white background. Please sign the front of your block with a Pigma pen. **The deadline has been extended to January 15!** Please send your completed block to Irene Blanchard. Irene's address can be found in the membership directory.

### 2008 Raffle Quilt Update.

Tickets will be available at the January guild meeting for members to take and sell. Contact Bev Wilkinson for tickets to sell.

### Tiny Treats and Fat Chance Winners

#### November

*Tiny Treats*  
**Kelly Satler (13)**

*Fat Chance*  
**Deb Martens (7)**

#### December

*Tiny Treats*  
**Jeanette LaMere (15)**

*Fat Chance*  
**Janet Keesler (7)**

*There's only one ...*



### ANNUAL PAJAMA SALE!



**YODER DEPARTMENT STORE**

**(260) 768-4887**

**300 S. Van Buren Street, SR 5  
Shipshewana, Indiana 46565**

**M-Sat 8a-5:30p**

[www.YoderDepartmentStore.com](http://www.YoderDepartmentStore.com)

**SHOP IN YOUR PAJAMAS, SATURDAY  
FEBRUARY 2, 2008 AND SAVE BIG!!!**

## Capitol City Quilt Guild 101 - What Do Those Board Members Do, Anyway?

You may soon hear from a member of the Nominating Committee - here is some information to help you decide how YOU can help play a role in YOUR guild.

### President

According to our current president, being the guild's president, although a fair amount of work, is a position that can be done by a person who works full time.

"The person needs to be organized, and think fast on her feet. The person needs to be respectful - not fearful - of standing up in front of a room full of people and be ready to laugh at herself, and be respectful of the needs of the people in the guild. The president needs to practice what she preaches (be involved with the activities of the guild!).

"In a normal month, the president:

- Develops the agenda for the board meeting, and runs the meeting using information from the newsletter, the guild calendar, and contacts from members.
- Develops the agenda for the guild meeting, again using the various available information, and runs it, being flexible to make multiple changes if necessary.
- Checks the guild email address for any concerns and/or questions and deals with them appropriately.
- Relies upon the board members for their opinions and experience regarding suggestions and requests made of the board.
- Assists other board members with questions they have regarding their position.

"The president does not start off completely green in this position, as our president first serves for a year as the vice-president. And, the president has an entire board supporting and assisting him/her, including the past year's president.

"This position has held some stressful moments, I won't ever deny that, but it has held many rewards. I have had a much greater opportunity to meet many of you and have learned a LOT!"

### A Message from President Linda Wells

It is that time of year again when we need to form the nominating committee for your board for the next year. The guild year runs from May through April. I have mentioned to you how the effort you put into your guild makes it your guild. Everyone is important and everyone has something they can give to the guild. In this newsletter you will find descriptions of each of the board positions. The greatest component each of these positions requires is a willingness to be involved and make this guild your guild.

The nominating committee looks at the unique talents and skills of the members, of their friends, of what they have observed through guild meetings and small groups, and approaches those members regarding specific board positions. Of course, it is always a bonus if the board positions can be filled without the need for a nominating committee - how about it? Approach a board member and speak your interest, either in being a part of the nominating committee, or in a board position. For your efforts, you will not only reap what you "sew", but more!

### Vice President

The vice president fills in for the president whenever needed - to run board meetings or guild meetings. She is the community representative for the guild, keeping track of the community activities in which the guild is involved. The vice president also maintains a "table" at the guild meeting with information on it for all members, including the community news. The most important aspect of being vice president is becoming president the following year!

### Past President

The past year's president remains on the board for another year, providing assistance to the board and the new president. She coordinates the "President's Block" project to honor her successor.



### Secretary

The secretary is responsible for taking minutes at the general meetings and board meetings, and having copies available at the next meeting.

### Treasurer

The treasurer serves for two years. She makes timely deposits of all funds received, and writes and mails checks for expenses. She maintains records of the checking and savings accounts, reconciles bank statements, and maintains files for deposits and expense receipts. The treasurer prepares and maintains budget and expenditure reports, and distributes copies to the board each month. She reports expenditures by budget category, and attends all guild board meetings. She pays rent for guild meetings and renews the post office box rental. The treasurer attends the entire quilt show in order to pick up funds for deposit, assists with fiscal issues and problems, and pays bills that need to be paid on site. The treasurer also handles fiscal requests and questions from members, and/or directs members to the appropriate board member.

### Program Chair

Guild programs (particularly those with national speakers) are planned at least one year in advance. The program chair acts as hostess for visiting speakers, whose visits, including lectures and workshops, she has planned and scheduled during her year as assistant program chair. At guild meetings, she introduces the speakers to the members and assists with the speaker's needs during the program, including room set-up, audio-visual equipment, etc. She arranges for workshop locations and set-up, and publicizes the workshops to members and facilitates sign-up and payment for workshops. She prepares an annual budget for programs for board approval, attends board meetings, and works with the assistant program chair to prepare for the following year's program schedule.

### Assistant Program Chair

The assistant program chair assists the program chair with hostessing duties for visiting speakers, and plans and develops programs for the following year, when she will take over as chair. The assistant program chair is also responsible for planning the rules for the guild's annual challenge quilt.

### Small Group Coordinator

The small group coordinator collects names of quilters who wish to join a small group, based on different interests or home locations, and assists them in forming a group. She collects contact information and provides sign-up sheets for those interested in forming a group. She updates the guild's listing of small groups for publication in the newsletter. Small groups are essential to CCQG, in order to incorporate newer members into the guild and to foster continued learning experiences. CCQG does not require that all members of small groups also have CCQG membership.

### Historian

The historian collects any newspaper articles about guild activities and about guild members relating to quilts, letters written to the guild, and pictures of guild activities. She puts everything into scrapbooks by date.

### Librarian

According to our current librarian, the Capital City Quilt Guild Librarian is the best position on the board! The librarian is responsible for maintaining the guild library. The responsibilities include: setting up the library for each guild meeting, made 100% better now that the books are kept in a cabinet at the meeting place; and helping guild members find books to help them make the wonderful quilts of their dreams, or dream of the wonderful quilts they will someday make. Ordering new books for the library is especially fun. Another librarian responsibility is reminding members to return their books on time so that others can enjoy them. The guild librarian is a board position, so you will want to attend the once-a-month board meetings. Maintaining library order is made easy by having 2 to 3 library assistants. So if you love quilting books and just can't get enough of them, consider being the guild librarian or volunteer for a library assistant position.

### Membership Chair

The membership chair collects membership applications from the previous chair and keeps them, makes a computer record of all current members, makes a list of members who wish to receive newsletters via U.S. mail, and prepares mailing labels bi-monthly. She attends monthly meetings to record attendees as they enter (or gets a substitute).

## Membership chair - continued . . .

This also involves providing a sign-in sheet for guests, providing stick-on name tags for people who forget to bring theirs, keeping a supply of membership application forms at the check-in table, and accepting applications for membership and payments for memberships. Further, the membership chair keeps the membership list up to date, attends monthly CCQG Board meetings, and prepares new applications for membership for the March/April newsletter and to have at all meetings at the membership table.

## Newsletter Editor

The editor gathers submissions from guild members, suggests story ideas and seeks writers to produce them, and writes quite a bit of the newsletter content. In addition, she edits stories, formats them using desktop publishing software, and proofreads. When the newsletter is completed, the editor submits it to the guild's webmaster and to the printers, and coordinates with those who will work on the distribution to ensure that it reaches members in a timely way. The newsletter is published every other month. For months in which a newsletter deadline occurs - not much quilting gets done in the editor's home! Yes, it is a task requiring quite a few hours to accomplish. In addition to the time commitment, one challenge is the occasional necessity to gently nudge contributors into submitting their items by the deadline! The editor also attends guild meetings and board meetings to gather news and information for the newsletter. One very rewarding aspect of the job is getting to know many, many members of the guild.

## Newsletter Assistants

Several people help in the production and distribution of your newsletter. One able assistant serves as a sharp proofreader; another coordinates the submission of and payment for advertisements from quilt shops and other businesses. Several others pick up the newsletter from the printer, apply address labels and stamps, and mail the newsletter out to the members.



## Webmaster

The webmaster deals with the web host, and takes the money and pays the bill for the website service. Every other month, she updates the newsletter section with the current newsletter. This can be done locally at the webmaster's home or the current web host will do it for us. The webmaster also posts pictures, events, points of interest, etc. on the website. She checks the web mail, answers questions, and creates web-mail for officers and events. At the beginning of the term (April) the events calendar and officers have to be updated. This is probably the most work during the term of office. Some challenges include: People asking to get things put on the website without board approval, and, sometimes there are problems with the technical support from the host and the webmaster must make some calls and spend more time than usual. The webmaster does not have to go to very many board meetings.

## Tiny Treats

Usually, a small group takes on the task of providing block patterns for Tiny Treats. Tasks include deciding upon a theme for the year, deciding on appropriate blocks, and determining the fabric and color choices for each block. The group also provides a block image and cutting and assembly instructions for printing in the newsletter, working with the newsletter editor to meet the newsletter deadline and to accommodate the newsletter's technical and space requirements. Each pattern and set of instructions should be tested by someone other than the person who writes the instructions. Sample blocks should be made and displayed at the guild meetings for a month or two prior to the assigned month. At monthly guild meetings, group members staff the Tiny Treats table, set up the display board, and facilitate the drawing of the winner of the blocks.

## Fat Chance

Running the guild's "Fat Chance" program can be done by a group or an individual. The first duty is deciding upon a theme for the year and monthly choices. Other duties include: attending each guild meeting or finding a substitute to attend; setting up the Fat Chance table and attending to it during the meeting, including collecting fat quarters, having members sign slips for the drawing, enforcing the rules, and facilitating the drawing for the winner of the fat quarters. Further duties include: entering the winner's name and number of fat quarters won into the binder, and reporting this information in the newsletter.



# Come Sew With Us

## Where Quilting Dreams Come True



### Sewing Machines for Your Every Quilting Need



**760 Janome**

13 lb. Quilting Machine for taking to class or home use, with heavy duty performance.



**6600 Janome**

A mid long-arm machine for piecing and machine-quilting with the World Famous AcuFeed System, and so much more!

**1600 Janome**  
A mid long-arm, ideal for going on your quilting frame.



**440 Bernina**

A deluxe sewing machine with the exclusive BSR (Bernina Stitch Regulator) will make your stitches more uniform on your quilts.



### The Perfect Quilting Cabinets

**QuiltMate III Koala**  
Designed especially for quilters



**5000 Horn Multi-Lift**

Take your sewing to new levels, and anywhere in between.

## Quilt Frames & Long Arms

**HandiQuilter** systems are simply the best home machine quilting systems available.



The complete quilting system at an affordable price.

***Tin Lizzie 18***  
Your Affordable Longarm Quilter



**Pinnacle**

Before you purchase any quilt frame you must see the new Pinnacle. Crib to King size with unbelievable smooth operation



**Little Gracie II**

The world's most popular quilting frame. Easy to use with any sewing machine including long arms.

\*Already own a Grace Quilter? Come and see the new metal, professional style carriage. This can upgrade your existing quilter and give you even smoother performance.

**Special Quilt Guild Pricing on all products listed. Pricing is not for the general public and cannot appear in ads. Present this letter with proof of Quilt Guild membership, and you will receive dream prices.**

**GALL**  
SEWING & VAC CENTERS  
SINCE 1946

**Plainfield**  
3861 Plainfield NE  
Grand Rapids  
888-363-1911

**Wyoming**  
New Location  
5316 Clyde Park Suite E  
Wyoming  
616-531-4374

**Muskegon**  
1930 Apple Ave  
Muskegon  
231-773-8494

**Lansing**  
520 Frandor  
Lansing  
517-333-0500

Visit us on the web at [www.gallsewingvac.com](http://www.gallsewingvac.com), or email us at [info@gallsewingvac.com](mailto:info@gallsewingvac.com)



## Spotlight on . . . Small Groups

### The Rainbow Quilters

The Rainbow Quilters started in February 2006. Dorothy Mills initially invited the various members to the original group. Most of those people invited to join the original group were not guild members and so had little opportunity to participate in a small group. Now some of these members are also members of the guild. In the past year the group has changed a little. A few members have left and new ones have taken their places. We now have 13 members.

Last year Rainbow Quilters worked on a 12-month color study. They were given a block that had a number of pieces and offered a variety of color placements. Each month we showed our blocks as well as the blocks from the preceding months and discussed them. We also discussed the color concepts for the upcoming month. Each one of us picked the color she wanted to study.

This year we are working on Round Robin projects. Each month we show what we have done and discuss why we did what we did and everyone gives input into possible ideas for the next round. This has been a challenge since several in the group were unfamiliar with the round robin concept and had no idea what to expect or where to go. We subdivided the group with each group showing their round robins every other month. The results have been fantastic. Though we still have a few months left on the Round Robins we are now beginning to discuss our next project.

Submitted by Ellen Mills

### Quilter's Anonymous

Established July 13, 2005

On that fateful day back in July 2005, a group of quilters met at the Okemos library and from that initial meeting two things were born. First, during the meeting Jean Kaufmann got the call that her first grandson had been born! That marked an auspicious beginning for the group that was also born that day. We started out as a group of folks from the east side of the greater Lansing area, but gradually we have expanded to include gals from all parts of the area. We originally called ourselves the Wild Wacky Women, but were forced into anonymity because we didn't want anyone to know how big our stashes are! Some of us truly find it therapeutic to belong to a group where we share our voracious need to collect fabrics, cut them up, and sew them together again. We confess our addiction, but we do not wish to "recover"!



During our first two years we learned a number of things, including more about each other and what kind of quilter each of us is and wants to be. For our first year, we did a block exchange, with each member choosing a pattern and color scheme, and each making blocks in turn for the others. For our second year block exchange, we each provided a focus fabric and some preferences, but let the other members take it from there. A particular challenge that we set for ourselves was to keep these blocks rotating in "plain brown bags" and secret from the owners, only to be revealed at the end of the year! But, alas, we confess that we occasionally "cheated", getting our quilting "fix" by viewing the blocks of an absent member or a member for whom we decided to make blocks (unbeknownst to her) despite her inability to regularly attend.

We continue to meet once a month at each other's houses and this year we are each choosing a project for the others to help us with. Most notably, for November we made 70 pillow cases for Marilyn Dykman to donate to charity. We have also taken on the task of organizing "Tiny Treats" for the guild this year.

Submitted by Liz Cardinal and Deb Martens



These are the small groups that are currently open to new members. New small groups are forming all the time! If you are interested in forming a group, or joining a group, see Small Group Coordinator Julia Munro.

Charming Bag Ladies - Contact Nancy Cole & Gail Drayton - Meets second Thursdays, 5:30 p.m., Lansing area.

Foster Friday - Contact Gail Drayton - Meets every Friday, 12:30 – 4:45 at Foster Community Center, Rm. 109, in Lansing.

Holt Quilters - Contact Gayle Cain - Meets first Saturday of the month from 9:30 – 3:00 at Holt Senior Center on Holt Road. Bring your own projects.

Ladies of the Cloth - Contact Margaret Schwartz - Meets a couple of times a year in Lansing area.

Lady Fingers - Contact Inge Bommarito - Meets the second Monday of the month, 10:00-12:00 at Schuler Books in the Meridian Mall.

LALA – Lansing Area Long Armers - Contact Mary Dunn and John Putnam - Meets every other month.

Mint City Patchers - Contact Brenda Broughan - Meets the second Tuesday of the month at 2:30 p.m. at the St. Johns library.

Pedal Pushers - Contact Jan Gagliano - Meets April – October, the second Friday of the month at 10 a.m. to ride bikes to quilt stores.

Scrap Fever - Contact John Putnam, Carolyn Solomon, Carole Davis - Meets the first Tuesday of the month, 7:30 p.m., at Foster Center in Lansing.

Small Group to Dye For - Contact Coreen Strzalka - Meets in the summertime – Saturdays (all day).

Threadbearers - Contact Deb Martens and Helen Harrison - Meets the first Sunday of the month, 2:30 p.m., at Mason Presbyterian Church.

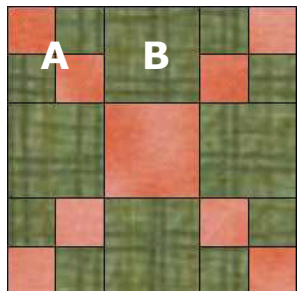
Two Ladies and a Man - Contact Flo Vogt and Jean Harrison - Meets Fridays at Foster Center in Lansing, Room 109, from 12:00-4:00 to tie charity quilts.

## 2007-2008 Tiny Treats

Brought to you by Quilters Anonymous . . . celebrating some unique and interesting holidays.  
(We bet you've never heard of some of these!)

### February 2008 – Pay Your Bills Week (3rd week of Feb.)

**Thrifty block – 6" finished block (6 1/2" unfinished)**



#### Materials:

"Dollar bill green" - One (1) 1 1/2" x 12" strip – cut into eight (8) 1 1/2" squares  
AND One (1) 2 1/2" x 10" strip – cut into four (4) 2 1/2" squares

Light Coordinating - One (1) 1 1/2" x 12" strip – cut into eight (8) 1 1/2" squares  
AND One 2 1/2" square (center)

#### To assemble:


Sew 1 1/2" squares into 4 light/dark four patch units (A) using 1/4" seams.

Sew four patch units and 2 1/2" squares (B) together as shown in block, making sure light squares are on outside corners.

Center 2 1/2" square should be light fabric.

### March 2008 - Campfire Girls Day (March 11)

**"Cathy's Campfire" block – 6" finished block (6 1/2" unfinished)**



**Materials:** Red/orange - One (1) 2 1/2" square; AND one 3" x 10" strip - cut into (8) rectangles, 1 1/2" x 2 1/2"

Cream/tan - (1) 3" x 12" strip - cut into (16) 1 1/2" squares AND four (4) 2 1/2" squares

#### To assemble:

- Place a small cream square on a red/orange rectangle, right sides together.
- Lightly mark the diagonal, and sew ON this marked line. Leave a 1/4" seam allowance on the outside edge and press the seam toward the inner triangle.
- Repeat this on the other end of the rectangle. Make eight flying geese units.
- Sew the flying geese units together in pairs, using a 1/4" seam. Make four units.
- Press seams toward the upper goose unit.
- Sew the units together with the center red/orange square and the cream corner squares to make rows. Join the rows to make the block (see illustration).



## AREA QUILTING EVENTS

### January 17 & 19, 2008

Willie Pfeiffer, lecture and workshop  
Cameo Quilters, Clawson, MI  
Contact: <http://www.geocities.com/cameoquilters/>

### January 18-20, 2008

Pat Speth, lecture and workshops  
Greater Ann Arbor Quilt Guild, Ann Arbor, MI  
Contact: <http://www.gaaqg.com/page2.html>

### January 21-23 2008

Gwen Marston, lecture and workshops  
[West Michigan Quilters Guild](#), Wyoming, MI

### February 2, 2008

Region 4 Meeting of the Michigan Quilt Network  
Greenville Congregational Church, Greenville, MI  
Contact: Carla Nienhuis, 616-396-1799

### February 20-22, 2008

Carol Fros lone, lecture and workshops  
Piecemakers Quilt Guild, Saginaw, MI  
Contact: <http://www.piecemakersquiltguild.com/programs.htm>

### March 5 - August 10, 2008

[Great Lakes Nautical Quilt Contest](#)  
[Midland County Historical Society](#),  
Midland, MI

### March 14-16, 2008

Melody Crust, lecture and workshops  
Greater Ann Arbor Quilt Guild, Ann Arbor, MI  
Contact: <http://www.gaaqg.com/page2.html>

### March 19-21, 2008

Kaye England, lecture and workshops  
Piecemakers Quilt Guild, Saginaw, MI  
Contact:  
<http://www.piecemakersquiltguild.com/programs.htm>

### March 20, 2008

Lucy Fazely, lecture  
Cameo Quilters, Clawson, MI  
Contact: <http://www.geocities.com/cameoquilters/>

### April 16-17, 2008

Jo Morton, lecture and workshops  
Piecemakers Quilt Guild, Saginaw, MI  
Contact:  
<http://www.piecemakersquiltguild.com/programs.htm>

### April 17, 2008

Liz Antilla, lecture  
Cameo Quilters, Clawson, MI  
Contact: <http://www.geocities.com/cameoquilters/>

### May 15, 2008

Lisa Amabile, lecture  
Cameo Quilters, Clawson, MI  
Contact: <http://www.geocities.com/cameoquilters/>

### May 16-18, 2008

Carol Doak, lecture and workshops  
Greater Ann Arbor Quilt Guild, Ann Arbor, MI  
Contact: <http://www.gaaqg.com/page2.html>

### July 18-20, 2008

Fun Quilts, Inc., lecture and workshops  
Greater Ann Arbor Quilt Guild, Ann Arbor, MI  
Contact: <http://www.gaaqg.com/page2.html>

### September, 2008

Linda Jenkins, lecture and workshops  
Greater Ann Arbor Quilt Guild, Ann Arbor, MI  
Contact: <http://www.gaaqg.com/page2.html>

### November 14-16, 2008

Esterita Austin, lecture and workshops  
Greater Ann Arbor Quilt Guild, Ann Arbor, MI  
Contact: <http://www.gaaqg.com/page2.html>

See the Vice President's Table for information on these and other upcoming events. **More events are listed at** <http://www.museum.msu.edu:80/glqc/onlinenewsletter.html>.



The Capitol City Quilt Guild meets on the third Thursday of each month, 7:15 p.m., at Faith Church, 2300 Lake Lansing Road, Lansing (across from Eastwood Towne Center).

For more information,  
visit our web site:

[http://  
capitolcityquiltguild.org](http://capitolcityquiltguild.org)

---

Capitol City Quilt Guild  
P.O. Box 26022  
Lansing, MI 48909



**We're on the Web!!!**  
[http://  
capitolcityquiltguild.org](http://capitolcityquiltguild.org)

Next Newsletter Deadline: February 15





## **Wild Sewing Safari**

### **2008 National Quilting Day**

Sponsored by Capitol City Quilt Guild  
Everyone Welcome



March 15, 2008, 9:00 a.m. to 3:30 p.m.  
Holt Presbyterian Church, Holt  
(corner of Holt and Aurelius Roads)

We will celebrate NQD 2008 with a WILD flair! This year's theme Wild Sewing Safari will be a celebration of our craft with others around the world.

We will have sign up for National Quilting Day 2008 beginning at our December guild meeting, with more opportunities to sign up in January and February. Contact Janet Keesler for details.

**Join the fun! Sign up to help out on a committee; it is the best way to get to know your fellow guild members.**

#### **PROGRAM:**

**Cat Mats:** Billie Piazza gives guidelines and dimensions of the cat mats that are needed by the Capital Area Humane Society.

**Chicken Pin Cushion:** Cathy Stewart shows how to make this cute and quick pin cushion.

**Continuous Bias Binding:** Eileen Gioia shows how to make this fabulous binding.

**Quilt Shop Demo:** Jan Babcock from the General Store shows how make something sponsored by the store.

#### **VENDOR: The General Store**

103 E. Colby, Whitehall, MI 49461

#### **FOOD BANK DONATIONS:**

Please bring at least two non-perishable food items to be donated to the Holt Food Bank. The shopping carts you see on your way in the door are where these should be placed. This is a way for us to thank the Holt Presbyterian Church and help those in need.



#### **CAT MATS:**

The Capitol Area Humane Society - CAHS - has been very thankful for the CCQG donations of soft, cozy mats for their large cat population. Stefanie - at **CAHS** - **has requested mat size of 20 inches by 28 inches**. They use that size flat out in a large cage, and fold it for use in a small cage! The "birthing" method is used to turn out these mats quickly and easily. They

can either be tied or machine quilted. Directions will be on the tables at NQD. A demonstration will be given in the morning. Two sewing machines will be provided plus an ironing board and iron. Most quilters finish at least one or two during the day. DONATIONS OF FABRIC, BATTING, AND THREAD (BOTH FOR STITCHING AND TYING) WILL BE NEEDED. DONATIONS GLADLY ACCEPTED EVEN IF YOU ARE



NOT GOING TO BE MAKING MATS. Cats enjoy all fabrics, but if you have any leftover fleece, terry cloth, corduroy or anything like that, they really will be happy! It doesn't have to be new fabric or batting yardage either. Leftovers are great! Of course, all must be washable and sturdy. Finished mats will be collected at the end of NQD. Shawn Witherspoon or Billie Piazza will take the finished mats over to the CAHS. Help a needy kitty by cleaning out your scrap stash!

### WILD BLOTTO:

Sign up to make a block using all or part of the 8 inch square of WILD fabric provided when you register. Make one 12-½ inch (12 inch finished) block. Turn in the block when you arrive. We will display the entries and your name will be entered into the drawing to be held at 1:30 p.m. (right after lunch). LIMIT: One entry per person and you do not need to be present to win. The number of winners will be determined by the number of blocks entered.



### THE WILD SIDE OF THE PARTY!

Bring a snack to share. These will be placed on a table to be enjoyed throughout the day. Try a new recipe or bring something you are famous for fixing or bringing.



For those who want to participate, we will be ordering sandwiches from a local eatery, which will be delivered. Coffee and tea will be provided and the church has a refrigerator and microwave that we can use.

### THE SOOTHING SIDE OF WILD:

Joni Whitaker, from Symmetry for the Sole Reflexology, will be offering **FREE, 5-minute hand massages for everyone** (as time permits). For those of you who do not know what reflexology is; it is a science. It is based on the reflex system that is part of the design of our bodies. There are reflexes in your hands and feet that correspond to every organ, gland and part of your body. The benefits of reflexology are better circulation, an increase in energy, and an over-all feeling of better health and well-being. And, quite simply put, it feels great and it is a terrific way to nurture your body and soul! **Joni will also be donating a gift certificate for a full reflexology session as a door prize!**

### WHAT TO BRING:

- Two or more items for the food bank
- Your in-progress masterpiece(s) to work on
- Your quilting notions and tools with your name on them so they can go home with you
- Power strips and extension cords to share (all outlets are at the walls)
- A few extra irons and ironing boards
- Your WILD BLOTTO block for the drawing
- Food to share
- Lunch if you aren't interested in purchasing lunch
- Fabric, thread, and batting to donate for cat mats