



## UPCOMING PROGRAMS

### 2007-2008 Officers

**President**  
Linda Wells

**Vice President**  
Coreen Strzalka

**Secretary**  
Jean Kaufmann

**Treasurer**  
Janet Munn

Capitol City Quilt Guild meets on the third Thursday of each month at Faith Church, 2300 Lake Lansing Road, Lansing (across from Eastwood Towne Center).

#### Inside this issue

<i>President's Message</i>	2
<i>Membership Updates</i>	3
<i>Community Page</i>	4
<i>Small Groups</i>	6-7
<i>Library News</i>	8-9
<i>CCQG 101</i>	13 & 15
<i>Tiny Treats</i>	19
<i>Events Calendar</i>	20

### SEPTEMBER

#### September Board Meeting:

Wednesday, Sept. 26, 6:30 p.m., Foster Community Center, 200 N. Foster St., Lansing. All guild members welcome.

#### September Guild Meeting:

Thursday, Sept. 20, 7:15 p.m. at Faith Church, 2300 Lake Lansing Rd., Lansing (across from Eastwood Towne Center).

**Program: Speaker, Mary Bajcz.** Mary, of Milford, Michigan, will speak about her quilting—"art that can keep you warm." Mary says: "I enjoy the serendipity in quilt making. I start out with an idea for a block, a theme, or a drawing, assemble a pile of fabric and start sewing. I watch to see what works and what doesn't and alter my design as the quilt grows . . . Lately, I am making more art quilts and reversible silk jackets using a "stack and slash" technique that lets me draw with my rotary cutter. I feel that I've found my artistic voice in this technique." (No workshops.)

Also: Heartwarmers Parade.

### OCTOBER

#### October Board Meeting:

Wednesday, October 24, 6:30 p.m., Foster Community Center, 200 N. Foster St., Lansing. All guild members welcome.


#### October Guild Meeting:

Thursday, October 18, 7:15 p.m. at Faith Church, 2300 Lake Lansing Rd., Lansing (across from Eastwood Towne Center).

**Program: Speaker, Sue Holdaway-Heys.** Lecture: "From Inspiration Through Process." Sue, of Ann Arbor, Michigan, states: "My work involves the endless possibilities for exploration with the studio art quilt. I try to capture a mood or atmosphere with the use of space, light, color, and movement. It is with a conscious effort I hope to continue the clear relationship with the traditionally made folk art quilt. My aesthetic concerns are common to the visual arts—in particular, painting." (No workshops.)

See some of Sue's quilts at her web site: [www.sueholdaway-heys.com/](http://www.sueholdaway-heys.com/)

Also: 2008 Guild Challenge announced.



"Right Hand of Friendship"  
block

If you would like to receive the newsletter by email, please send an email to Guild Secretary Jean Kaufmann:

[ccqgnews@gmail.com](mailto:ccqgnews@gmail.com)

If you wish to receive a printed newsletter in the U.S. mail, and have not received one, contact Dorothy Jones, Membership Chair.

**THE CCQG WEB SITE IS  
HERE!!!**

**Check it out!**

<http://capitolcityquiltguild.org>

Capitol City Quilt Guild meets on the third Thursday of every month, 6:45 p.m. for social time and 7:15 p.m. meeting. CCQG is a 501(c)(3) nonprofit organization.

## PRESIDENT'S MESSAGE

Much may be done in those little shreds and patches of time which every day produces, and which most men throw away.

Charles Caleb Colton

I have seen products, commercials and books on how to best use our time. And, yes, even in quilting magazines, how to get in a few minutes of quilting between the dishes, children, job, and other daily obligations. I don't know about the rest of you, but this just doesn't work for me. My 'shreds and patches' of time are used to peruse the quilting magazines, do computer work, or just relax (sleep, I believe, is overrated). I have to just escape and devote hours, yes with an 's' on the end, and just sew, design, plan, cut, etc. I love my weekends! I get up early, have a quick breakfast, and escape to the sewing room. I have a TV there, but it really is just background noise to block out the rest of the world. My hubby is getting used to this routine. Just a couple of weekends ago, I was lost in my own world sewing away on a baby quilt for a pregnant co-worker (another! I believe there's something in the water over in Grand Rapids!) when he hollered up the stairs that dinner was ready!! I am truly spoiled!

It seems to me that, as I get older, time goes by so much faster. Yes, I know this is a cliché, but it is sooo

true! Here this newsletter is coming to you in September! Where did the summer go? September: the month when the children go back to school, the month when we begin to see different colors in the early changing trees, the month when we get harvest from our vegetable gardens, the month when we bring in the Heartwarmer quilts (you didn't think I could NOT mention quilting, did you?).

I find that fall is the time when I crave the meals Mom used to make: meatloaf, baked potatoes, home made pot pies, those comfort foods. I like to curl up and do handwork; embroidery, appliqué, or hand quilting and, I guess, begin to prepare for – oooh, that dreaded word – winter.

So, before the snow does fly, before we are all lost in to the thoughts of the 'holidays', spend time to enjoy fall. Enjoy the smells, colors, harvests, the feelings of a sensory-filled season. Expand your quilting palate into something you have not done before and bring out the colors and designs of this season.

Every quilt should have one, just one, ugly fabric in it.

Donna Wells

Linda Wells, President

*As the Needle Turns* is published bimonthly in the odd-numbered months. Deadlines for submissions are the 15th of all even-numbered months. Mail advertisements and articles to Editor, CCQG, PO Box 26022, Lansing, MI 48909 or by email to: [dmartens@voyager.net](mailto:dmartens@voyager.net). If you wish to receive a printed newsletter and do not receive one, contact **Membership Chair Dorothy Jones**.

Advertising rates: Business card—\$10.00; Quarter-page—\$15.00; Half-page—\$30 (20% discount for members). Want ads: \$10.00 for non-members and \$2.00 for members.

## FROM THE MEMBERSHIP CHAIR

**Additions to the membership directory:**

Bailey, Marilyn  
For address information,  
please see print  
version of the  
newsletter

Borland-Hunt, Dolores  
For address information,  
please see print  
version of the  
newsletter

Cain, Gayle  
For address information,  
please see print  
version of the  
newsletter

Cardwell, Janet  
For address information,  
please see print  
version of the  
newsletter

Dye, Kathleen  
For address information,  
please see print  
version of the  
newsletter

Foster, Kathleen  
For address information,  
please see print  
version of the  
newsletter

Hess, Norma J.  
For address information,  
please see print  
version of the  
newsletter

Hoopingartner, Dottie  
For address information,  
please see print  
version of the  
newsletter

Myer, Patricia  
For address information,  
please see print  
version of the  
newsletter

Orr, Nelda  
For address information,  
please see print  
version of the  
newsletter

Robinson, Joyce 12/17  
For address information,  
please see print  
version of the  
newsletter

Spotts, Heather  
For address information,  
please see print  
version of the  
newsletter

Stewart, Tamma Rae  
For address information,  
please see print  
version of the  
newsletter

Vlasin, Claire  
For address information,  
please see print  
version of the  
newsletter

Wilson, Lisa B.  
For address information,  
please see print  
version of the  
newsletter

**Corrections for directory:**

Janet Keesler's e-mail  
should be:  
**Please see print version  
of the newsletter**

Florence Vogt's Zip Code  
should be:  
**Please see print version  
of the newsletter**

Rose Harvey's address  
should be:  
**Please see print version  
of the newsletter**

Mary Lou McPherson's address  
should be:  
**Please see print version  
of the newsletter**

Submitted by Dorothy Jones

Tiny Treats are being done by  
Quilters Anonymous

## COMMUNITY PAGE

**Heartwarmer Quilts:** Don't forget to bring your donated heart-warmer quilt to the **September Guild meeting for the Heart-warmer Parade.** Please add a CCQG label to your quilt back – you can pick one up at the library table. Heartwarmer quilts are donated to critically and chronically ill children who are from the Lansing area. Contact Carol Solomon for more information.

**Board House Quilt:** Gayle Cain and Cindy Meilock have graciously volunteered to organize making a Board House quilt. The Board House quilt was traditionally made by the members of the board and given to one of the guild members at a meeting by random drawing. Due to the time demands on the board members, the board decided not to continue in this tradition. Historically, the quilt was made of house blocks, therefore the name Board House Quilt. Since Gayle and Cindy are organizing the quilt, it will be exciting to see what they decide to do. If you would like to help, please contact Gayle and Cindy.

### 2008 Raffle Quilt for Lansing Area Patchers Quilt Show:

Contact Daynell Rose to obtain fabric for a block (or two!) for the 2008 raffle quilt. Bev Wilkinson has agreed to again coordinate the raffle ticket sales. So be prepared to get some tickets from Bev to sell.

**Longarm Machine Quilting.** If you need a charity quilt professionally quilted, you can contact Kelly Sattler or Coreen Strzalka. Both of these ladies have agreed to longarm quilt for the guild charity projects. If you are a mid- or longarm quilter and would like to be added to the list of machine quilters, please contact Coreen.

**Katrina Project:** Fran Mort is collecting odd blocks, 4" squares, tops, fabric and any other quilt articles for Katrina quilts. Please contact Fran for more information.

**Maple Street Shelter Quilts:** A new women and children's shelter is being built in Lansing. They are in need of quilts 56" by 95" and crib size. The quilts will remain at the shelter so they need to be washable and durable. **The contact person will be listed in the next newsletter.**

**National Quilting Day:** This event is traditionally held on the third Saturday of March and always has many members in attendance. It is a great time for the guild to gather to sew, learn and socialize. In the past, there have been creative themes to make the day even more exciting. The theme for next year has not been determined yet, but I hear that it is going to be fantastic!

Submitted by Vice President Coreen Strzalka

### American Heritage Festival at Woldumar Nature Center

Volunteers are needed to staff the guild's booth at the Festival, September 29 and 30. Please contact Irene Blanchard to volunteer.

Dear Capitol City Quilt Guild,



Thank you for all of the comfy cat mats you have made for us. They are beautiful, and we appreciate your talent!

Thanks again,

The cats and kittens of the  
Capital Area Humane Society

To all of my quilting friends at CCQG:

Thank you for the many visits, cards, donations and calls at the time of Jack's passing. It is a comfort to know that I have been in your thoughts and prayers. As the saying goes, "when life gives you scraps, make a quilt" and you all made that possible. A heartfelt thank you.

Gail Drayton

### Get Well Wishes



Guild member Helen Harrison is recovering at home from a serious illness. Please shower Helen with good wishes in the form of 6" finished Nine Patch blocks in white and brights (brights in the corners and center). Helen's address can be found in the membership directory.



## FAT CHANCE

Pink is for girls; blue is for boys. Snowflakes are for January; shamrocks are for March. You know the routine! But this time, the Board has decided to shake things up a bit! Instead of the usual fat quarter themes, we'd like to challenge your creativity and ask you to bring a fat quarter to each meeting that reminds you of the following singers or musical groups! It doesn't have to be a color. It doesn't have to have a picture of the group. It doesn't have to represent a song. It just has to represent something that is evocative of the singer! For example, for Frank Sinatra, who sang "New York, New York," you could bring an apple fabric! This promises to be lots of fun and it will give all of us, young and old, a chance to broaden our musical horizons!

Here are the musical selections:

September 2007: The Four Seasons  
 October 2007 The Grateful Dead  
 November 2007: The Temptations  
 December 2007: Lawrence Welk  
 January 2008: The Moody Blues  
 February 2008: Barenaked Ladies  
 March 2008: The "Rat Pack"- Frank Sinatra, Dean Martin,  
 Sammy Davis, Jr.  
 April 2008: Elton John



The rules for Fat Chance are to enter one fat quarter (18" X 22") per month for the theme of the month. This is for members only, please.



## EDYTA SITAR IN SHIPSEWANA!

**EDYTA SITAR**, designer for Moda, author, and teacher, will be in Shipshewana on Saturday, September 8, 2007 for a luncheon/seminar. Edyta will also be teaching workshops on Saturday, October 13, 2007. Don't miss this exciting opportunity to see, hear and interact with Edyta personally!



**September 8, 2007**



**Summer hours:**  
 Monday - Tuesday 8:00 to 6:30  
 Wednesday - Saturday 8:00 to 5:30  
**Yoder's Shopping Center**  
 300 S. Van Buren, Shipshewana, IN  
[www.yoderdepartmentstore.com](http://www.yoderdepartmentstore.com)  
 260-768-4887

- Please mark your calendar and plan to attend
- Registrations will be limited
- Watch for additional information coming in print and on our web site

## Spotlight on . . . Small Groups

### Small Group to Dye For

The Small Group To Dye For is a fair weather group! We do all of our work outdoors, so we ache for nice sunny days to dye. Different techniques we have tried include immersion dyeing, low water immersion dyeing (in quart size jars), marbling, stamping, spraying, stenciling, rubbing and shibori. One gal even decided to dye her socks. You have to come with an open mind because you never know what you will go home with! Our last outing produced some beautiful reds, blues, purples, greens and yellows using quart jars. Also, we have had our spills. My deck is now a nice shade of yellow (from a recent dye day) as are one gal's shoes. (I won't mention her name here, but ask any of the Small Group To Dye For members for the full story.) We have learned to wear old clothes and have the hose handy.

Mainly we use cotton prepared-to-dye fabrics. Kona is the favorite of the group. One member dyed a white-on-white fabric and got wonderful results. We have learned that you can dye just about anything, except for the dog.

We are always looking for new ideas. We still want to try discharge dyeing and sun dyeing. Also, we are open to new members; so if you are interested, please call Coreen. Future dye dates are tentatively scheduled for Saturday, September 15 and Saturday, October 6.

Submitted by Coreen Strzalka

### Scrap Fever

Scrap Fever has been in existence for at least six years. The group was originally started by Bonnie Bus, a former member of CCQG. The purpose was to gather together quilters who were interested in and loved scrap quilts. However, the group's projects are not always scrappy.

Through its history, the group has met in various places, including at Claire Vlasin's home. (Claire was even gracious enough to allow the group to meet at her home while she was away on trips to visit her family.) Currently, Scrap Fever meets at the Foster Community Center on the first Tuesday of each month at 7:00 p.m., except during the summer months.

There is plenty of meeting space, so the group is open to new members. It has evolved into quite a social club, as we don't always emphasize working on a new project. Each month, there is show and tell, and also lots of chatting! Over the years, Scrap Fever has had various projects, including a mystery quilt led by Sue Ann Cole. One project was Magic Stack and Whack (not scrappy, but members wanted to learn this process). We have just finished a color study project that involved most of our meetings in the past year. The group has also shared lots of process demonstrations by members, of such things as quick and easy flying geese blocks.

Submitted by John Putnam

**Thank you to Julia Munro**, who has volunteered to fill the position of **Small Group Coordinator**. Please contact Julia with your questions and news about small groups in the guild. Also, please let Julia know about corrections or updates to the list on page 7.

Here is a listing of the small groups now in our guild and people to contact in these groups. We have about 40 small groups!

Most groups have closed to newcomers because of restraints in their meeting locations and because they usually are involved in ongoing exchanges of blocks and fabrics. If you want information on projects other groups have tried, talk with the contact persons listed below. If you have an idea for a new group or want to be in a group, sign up at the Vice President's table.

\* open to new members

Cat House Quilters – Karen Berry  
 Charm & Daughters of Charm – Daisy DeHaven  
 Charming Bag Ladies – Nancy Cole, Gail Drayton, Nelda Orr  
 Charming Ladies – Janet Scott, Dorothy Mills  
 Clinton Piecemakers – Sally Boron, Arline Minsky  
 Crazy Quilt – Hope Fox  
 Creative Cutups – Reba Torongo  
 Eloquent Patchers – Judy Wells, Linda Ziegenhagen  
 \* Foster Friday – Gail Drayton  
 Friendship Stars – Mary Harvey  
 GASP – Cindy Mielock, Eileen Gianiodis  
 Holt Quilters- Gayle Cain  
 Ladies of the Cloth - Margaret Schwartz  
 \* Lady Fingers – Mary Harvey  
 LALA – Lansing Area Long Armers – Mary Dunn, John Putnam  
 Lunch Bunch – Carol Holm, Dorothy Jones  
 Material Girls – Sue Kesti, Mary Fairgrieve, Judy Wells  
 \* Mint City Quilters (St. Johns) – Brenda Broughan  
 No Cards Quilt Group – Mary McCulloch  
 Outlaws – Diedra Garlock, Carole Rasmusson, Bernice DeMarco  
 Paws to Quilt – Judith Green, Shawn Witherspoon

Pedal Pushers (in warmer weather) – Gail Drayton  
 Quilter's Dozen – Carol Preston, Carolyn Solomon  
 Quilted Roses – Brenda and Laura Broughan  
 Quilters Anonymous – Jean Kaufmann, Chris Yelvington  
 Quilters Rule – Janet Keesler  
 Rainbow Sisters – Ellen and Dorothy Mills  
 Ruth's Block Exchange - Ruth Dukelow  
 \*Scrap Fever – John Putnam, Carolyn Solomon, Carole Davis  
 Seamrippers – Barb Yamanishi, Lynn Richardson  
 Six Pack – Daisy DeHaven  
 \*Small Group to Dye For – Coreen Strzalka  
 Sunbonnet Sues in Canoes – Jan Gagliano  
 \*Threadbearers (Mason) – Deb Martens, Helen Harrison  
 Two Ladies and a Man – Flo Vogt and Jean Harrison  
 Sunbonnet Sues in Canoes – Jan Gagliano, Jane Johnson  
 Variable Stars – Jo Lange  
 Wild Wacky Westerners – Sue Ann Cole  
 Wednesday Group or Wed. Night Quilters - Marti Caterino, Alma Jury

## Ethelbird & Eliza Kids

Fabric Online Especially for Kids  
 Babies, Youngsters, Tweens & Teens

[www.ethelbird.com](http://www.ethelbird.com)

Teresa Borton

517-327-1937

## Fat Chance and Tiny Treats

July

**Tiny Treats**  
 Judy Wells (26)

**Fat Chance**  
 Carole Capriotti (7)

August

**Tiny Treats**  
 Kay Nichols (26)

**Fat Chance**  
 Linda Wells (8)

## CAPITAL CITY QUILT GUILD LIBRARY NEWS

Here are the new books that will be added to the library in September:



- ***Nine-Patch Extravaganza*** by Judy L. Laquidara

Long a favorite with quilters, the classic Nine-Patch is elevated to new heights in twelve exciting full-sized quilt projects. Beloved for its simplicity, this traditional pattern is transformed with alternating blocks, unique sets, imaginative color placement, and inventive border treatments. Use of these exciting design techniques turns the familiar Nine-Patch into breathtakingly original quilts. Clear and concise cutting instructions, easy construction techniques, and great designs will tempt quilters of all levels of experience to try these projects. The clearly illustrated instructions ensure great results.

- ***Celtic Pieced Illusions*** by Karen Combs

Piecework enthusiasts rejoice! Now great Celtic designs can be created with only two simple blocks. Quilters traditionally use appliqué to create Celtic designs. Instead, Karen has translated knot work into pieced patterns. She found she can create many Celtic designs with two, three, or more blocks, so the possibilities are unlimited. Famous for her use of color and color illusion, the author shows how to use color, texture, and value to add excitement to Celtic quilts. She shares her simple design concepts for those who want to design their own Celtic quilts, while providing piecing tips, pressing options, and quilting ideas. Even beginning quilmakers can tackle these colorful quilt patterns. Teaching tips and lesson plans are included for quilt teachers and shop owners.

- ***Clever Quarters Too: More Quilts from Fat Quarters*** by Susan Dissmore

The ultimate quilter's candy, fat quarters are served up in all-new scrappy quilts from this bestselling author. 16 projects include a table runner, a wallhanging, and bed quilts. Choose the number of fat quarters you want to use, from as few as 5 to 26, 38, or even 62 cuts.

- ***Pieced Curves So Simple: The 6-Minute Circle And Other Time Saving Delights*** by Dale Fleming

Cut curves with this innovative technique to save time and maintain accuracy. This fast, easy, pinless technique really works for machine-sewing curves and circles. Discover a variety of easy ways to make your own patterns. Design-as-you-go techniques bring out your creativity. Dale demystifies color, balance, unity, and more!

- ***Strip Happy: Quilting on a Roll*** by Donna Kinsey

Use fat quarters, 2½" strips and your fabric stash to create fast and fabulous quilts and projects. There are 8 projects ranging from wall hanging and pillows to lap to queen-size quilts. Featured techniques include basic and strip piecing. Each project provides fabric swatches that will guide you on an exploration of your own stash. Includes clear instructions and piecing diagrams.

- ***On A Roll*** by Heather Mulder Peterson

You'll be on a roll with inspiring projects designed just for charm squares, fat quarters and 2½ strips!

- ***Completely Charming*** by Sue Marsh

Take advantage of charm packs with these enjoyable projects. Six table toppers, each with a coordinating pillow pattern make great home accents or gifts. All are easily finished in an afternoon.

- ***Charm School Too!*** by Jere'e McDade

Created with charm packs in mind, most of these patterns also come with fat quarter friendly instructions. Five of the projects include designs for a coordinating pillow.



- **Ladies Art Company Block Tool** from C&T Publishing

The ultimate reference tool for vintage quilt blocks rediscovered from America's first mail-order pattern company! Small enough to pop into your purse and take to the store, this tool has all the facts you need to choose fabrics, cut and assemble 160 plus pieced blocks. No-math yardage charts for every block in five sizes. Enjoy user-friendly block indexes and helpful reference tables. Find tips on mixing and matching blocks, setting blocks "on point" and so much more!

- **Quick & Easy Block Tool** from C&T Publishing

This Quick and Easy Block Tool is so useful, versatile and portable, you'll wonder how you ever got along without it! Great features include 102 traditional quilt blocks in 5 sizes each, with design details and construction diagrams; cutting instructions at your fingertips with the quick and easy rotary cutting charts; helpful reference tables— yardage requirements, diagonal measurements and more; user-friendly instructions and block index; the ultimate no-math reference.


- **M'Liss Rae Hawley's Fat Quarter Quilts** by M'Liss Rae Hawley

All skill levels will enjoy eight pieced wall hangings and lap quilts designed just for fat quarters. You'll learn to choose fabrics, match border and background fabrics and add machine embroidery and embellishment. M'Liss includes lots of tips and quilting ideas for every design! An extensive gallery of 40 plus quilts lets you see your project in lots of color schemes and creative options. Featured techniques include traditional and strip piecing, photo transfer methods and machine embroidery. Includes clear instructions and templates.

- **BH&G Memory Quilts with T-Shirts, Autographs, and Photos** by Better Homes & Gardens

Don't get rid of your old t-shirts, instead combine them into a keepsake quilt. Marathon, vacation, and concert t-shirts all make great choices to create a memory quilt. This book also includes information on incorporating photos into your quilting.

## *Festival of Quilts Show*



**Thursday, Sept. 6 thru  
Saturday, Sept. 8** (closes at 4 pm)

***Come & See  
Over 100 Quilts***

**Country Stitches** 

2200 Coolidge Road • East Lansing  
(517) 351-2416 or 1-800-572-2031

## **Hundreds of Bolts of Cotton**

# **1/2 OFF!**

**10<sup>th</sup> Annual Close-Out Sale**

For the first two weeks of September, we have hundreds of bolts of cotton on sale. We negotiated great close-outs from all of our major companies.

**September 1<sup>st</sup> - 15<sup>th</sup>**

**Plus Yard Sale -**

**Hundreds of Yard Pieces \$3**

**And Quilt Backs --**

**5-9 Yard Pieces - \$3 a yard**

**Labor Day Hours 12-4**

**This is only two weeks long  
so don't miss out!**

## The APQS Team is coming. Ready for a closer look?

**Who:** You

**What:** Battle Creek, MI Road Show

**When:** September 7<sup>th</sup> & 8<sup>th</sup>, 2007

Class times: Fri. 1pm to 4pm OR 5pm to 8pm  
Sat. 9am to noon OR 1pm to 4pm

**Where:** Quality Inn & Suites

11081 East Michigan  
Battle Creek, MI 49014  
269-936-9915

**How:** Call Brandie at 800-426-7233 ext. 101

Or email: [bmoores@apqs.com](mailto:bmoores@apqs.com)

*If you are considering the purchase  
of a longarm quilting machine,  
this is the seminar for you!*

- *Learn about suppliers, business issues and basic techniques in a fun, low pressure atmosphere.*
- *Meet our talented "celebrity" quilt artists*
- *Get answers to your questions*
- *"Test Drive" a machine!*

*Choose a convenient 3 -hour morning or afternoon seminar*

### IN BATTLE CREEK:

**Meet Deloa Jones**, author, award winning quilt artist and educator.

Demonstrations and book-signing.

Learn more about our fine quality, handcrafted machines at [www.apqs.com](http://www.apqs.com)

**Hurry!**

Class sizes are limited,  
so reserve your place now!

CALL BRANDIE AT 800-426-7233 EXT. 101

OR EMAIL: [bmoores@apqs.com](mailto:bmoores@apqs.com)

## Web sites to visit



[www.rmqm.org](http://www.rmqm.org). The Rocky Mountain Quilt Museum's web site.

[www.quilt.com](http://www.quilt.com). The Worldwide Quilting Page. How-to's, block patterns, bulletin boards, trading requests, and much more.

[www.womenfolk.com](http://www.womenfolk.com). The art of quilting, yesterday and today.

## We Make You Kindly Welcome At Everlasting Stitches

2040 N. Aurelius Rd., Holt, MI  
(517) 699-1122

New Fabric arriving all the time.

REPRODUCTIONS/CIVIL  
WAR•BATIKS

CHRISTMAS•HALLOWEEN•BRIGHTS

REMEMBER 1ST SATURDAY SALE!!!

Book Signing by Kay Nickols Sept 27th

Class with Kay on November 10th

On the Road at Marshall Sept. 8&9

MQN in Muskegon Sept. 20-23

American Sewing Expo Novi Sept. 28-30

Durand Quilt Show Oct. 13

Quilt Pink Event Shop • Call for details  
THANK YOU FOR YOUR SUPPORT, pam

## BITS AND PIECES

### Going to Pieces—CCQG's 2009 Quilt Show "Silver Anniversary"

Quilt Show Co-Chairs Minda Schneider and Sandy Guild are already at work on the planning for our next quilt show. It will be our 25th anniversary! Members, please begin thinking about ways to commemorate this important milestone for our guild! We would like to incorporate silver into our show. Contact Minda and Sandy with your ideas.

Say "thanks" to these folks for volunteering for YOUR Capitol City Quilt Guild:

- 2009 Quilt Show Co-Chairs—  
Minda Schneider and Sandy Guild
- 2009 Quilt Show Publicity Chairs—  
Kay Parkhouse and Carmela Rademacher
- 2009 Quilt Show Silent Auction Chairs—  
Danita Brandt and Alicia DeBello
- Coordinator of CCQG's presence at Fenner Apple  
Butter Festival—Jean Harrison
- Coordinator of CCQG's presence at Woldumar  
Nature Center's American Heritage Festival—  
Irene Blanchard
- Newsletter Advertising Coordinator—  
Susan Merkle
- Small Group Coordinator—Julia Munro
- Assistant Librarian—Daynell Rose
- Organizers of Board House Quilt—  
Gayle Cain and Cindy Meilock
- Raffle Ticket Sales Coordinator—Bev Wilkinson

### Where Do You Work?



John Putnam has been asked to do a third program in the "Here Is Where I Work" series. So he is looking for guild members willing to share their space with us. It doesn't have to be grand and glorious, as we like seeing everything from the "I can't believe you get so much done in such a small space" to the areas big enough to host a guild meeting. Someone has mentioned they would be willing to show their work area as possibly the messiest! Sounds like the beginning of a contest to me. If you don't want to share your entire space, then perhaps an interesting piece of equipment or a prize-winning project you would like to show other guild members, or a monumental stash (we won't tell anyone else). Call or email John to volunteer or suggest something for the program. The program date is February 21, 2008.

**Ready for a road trip?!** The Mancuso Greater Chicago Quilt Exposition in Schaumburg, IL will be November 8-11, 2007. I have been asked to look into a 1 day bus trip to this show. We would be going Saturday, November 10. Details are being worked on at this point. If you are interested in going on this trip, get your name on the sign-up sheet. There will probably be room for 45 people. You can call me and leave a message or email me. The Mancuso website is [www.quiltfest.com](http://www.quiltfest.com) if you want to look for more information.  
Submitted by Jackie Beard

## Custom Quilts & Sewing Center

1645 Haslett Rd Haslett  
517-339-7581



### *Fall into Christmas All-day Workshop!*



Curved Piecing using NO pins with **Kay Nickols**  
Or **Mary Hausaur's** Scrappy Delight with 5" squares

Bring a dish to pass. Be creative!

Spend a day with friends.

*Saturday, September 22 10:00 - 4:00 \$20.00*

September's theme: Quilts for Kids

October's theme: Log Cabin Frenzy


### Mystery Quilt

Starts September 11 - runs through October

Meet for 2 hours once a week for 6 weeks.

Sign up for e-mail newsletters.  
*We have lots of exciting teachers!*


See all workshops at [www.quiltsgalore.com](http://www.quiltsgalore.com)



## News of our members

**Susan Lilly** recently moved to North Carolina. Susan's friend, Kim Frisch, sent in this link to an article about Susan's husband, Doug.

[http://www.themorningsun.com/stories/072407/loc\\_officer.shtml](http://www.themorningsun.com/stories/072407/loc_officer.shtml)



**Congratulations to Kay Nickols** upon the publication of her book, "Wonderful 1-Fabric Quilts". Kay's book is now available. Look for it in area quilt shops, or order directly from the American Quilter's Society.



### Treasurer's Report - August 2007

Treasurer Janet Munn reported the following information: Balances (as of July 31, 2007): Checking \$15,077.17, Savings \$5,580.54. These balances include funds in both bank accounts.

See the monthly financial statement and show report at the vice-president's table and on request from the treasurer.



## Member Want Ads

Wanted to buy: Cathy Stewart is looking for these quilting-related books—

- "Fantasies and Flowers" by Kumiko Sudo
  - "Fabled Flowers" by Kumiko Sudo
- Please contact Cathy if you have copies to sell.

Wanted to buy: Deb Martens is looking for these quilting-related books—

- "Setting Solutions" by Sharyn Craig
  - "Colorwash Bargello Quilts" by Beth Ann Williams
  - "The Twentieth Century's Best American Quilts" edited by Mary Leman Austin
- If you have a new or used copy to sell, or if you see one of these for sale in a quilt shop, please contact Deb Martens.



**Capitol City Quilt Guild 101: Regarding the Newsletter . . .**

New members may not know and seasoned members can always use a refresher course about the way our newsletter is put together. First, Deb Martens (our current newsletter editor) and previously Amy Brugan, spend and spent a tremendous amount of time each month arranging articles, following up on advertisements, filling in empty holes, and proofing and proofing to prepare a wonderful publication of which we should be very proud! Kudos ladies, and thank you!

*The timeline:*

The deadline for submitting articles is the 15<sup>th</sup> of the even numbered months, i.e. June, August.... To submit articles and advertisements, email Deb Martens ([dmartens@voyager.net](mailto:dmartens@voyager.net)). The editor submits the finished newsletter to the printer and the website the first week of the odd numbered months, i.e. July, September. The printer has copies finished by the first Thursday in the month, i.e. September 6.

*The distribution:*

The Foster Friday group folds, stamps, mails the printed copies to members on the first Friday of the month. The webmaster posts the web version about the same time. Members receive their copies the 2<sup>nd</sup> week of the month – about a week before the Guild meeting. Extra copies are available at guild meetings.

*Email copies:*

To receive your copy by email, send an email to Guild Secretary Jean Kauffman at [ccqgnews@gmail.com](mailto:ccqgnews@gmail.com)

*Problems:*

For questions regarding receiving your printed copy of the newsletter, please contact Dorothy Jones.

Submitted by President Linda Wells

**Around the Block Quilt Shop LLC**

120 Maple Street

Portland, MI 48875

517/647-5430

Hours: M, W, Fri, Sat 10-5, Tues & Thurs 10-8

**EMAIL**-[Aroundblockquilt@aol.com](mailto:Aroundblockquilt@aol.com)

**Website:**[www.sew2000.com/aroundtheblock](http://www.sew2000.com/aroundtheblock)

Quilter's Retreat Sept 6-9 - We still have room

Shop Hop 2007 is Sept 26 - 29

Darlene Miller, owner of Clothes For You and author of Your Shape, Your Clothes and You, will be here to teach us all about our body shape and what style pattern to choose. Call for details about lectures and hands-on classes

Oct 1-4



# Come Sew With Us!

## Gall Sewing

wants to congratulate the Capitol City Quilt Guild for over 20 years of keeping quilting fun!

In our 61 years of business we have appreciated your members supporting us. We would like to make the following offers as a special thanks to you, **SAVE 20-40% OFF!!**

from **JANOME**  
**SPECIAL SAVINGS**



on the World's Finest Long-Arm,  
Walking foot, Quilting Machine

For the quilter on the go...

**the Jem Platinum 760**

12 lbs., 60 stitches, convenient carrying handle  
Jem goes wherever you do!



from *Grace Quilter*

Save on the original Gracie &  
the **BRAND NEW METAL FRAME**

p.s. - some used trade-up frames available.



from **BERNINA**  
**SPECIAL SAVINGS**

on the #440 with the  
BSR (Bernina Stitch Regulator)  
for the worlds easiest quilting.



from  
**Handi Quilter**

Save on 6 Special  
Edition machines  
in stock!



*Don't need a new machine?*  
Still celebrate  
with 40% OFF your  
next quilt fabric purchase!



To take advantage of these offers bring your newsletter to any of our stores.

Check out the special prices too low to print. Offer good now through December 29th, 2007.

Special Offer  
Accepted

Authorized Signature

Special offers not available on previous purchases. One purchase per customer. Must be an active member of the Capitol City Quilt Guild to receive savings.

**GALL**  
SEWING & VAC CENTERS  
SINCE 1946

**Plainfield**  
3861 Plainfield NE  
Grand Rapids  
616-363-1911

**Wyoming**  
1031 28th St  
Grand Rapids  
616-531-4373

**Muskegon**  
1930 Apple Ave  
Muskegon  
231-773-8494

**Lansing**  
520 Frandor  
Lansing  
517-333-0500

Visit us on the web at [www.gallsewingvac.com](http://www.gallsewingvac.com), or email us at [info@gallsewingvac.com](mailto:info@gallsewingvac.com).



## Capitol City Quilt Guild 101— Our Budget

Where does all our money go? What do we do with it? It is nice to look at the treasurer's report posted at the vice president's table every month and know that your guild is solvent. But, how solvent does it need to be? This is a question that gets asked quite frequently.

When we have a quilt show and quilt raffle, the money raised has to pay for our rent for TWO years, pay for batting for Heartwarmers for TWO years, pay for speakers for TWO years. Are you seeing a pattern here?

For the May 2006 – April 2007 fiscal year, here are a few of our expenses:

Rent: \$2,490

Newsletter: \$1,008.65

Programs: \$6,049.64

Insurance: \$295

National Quilting Day: \$300

Projects/donations (books in memory of, batting, Foster):\$296.21

Website: \$259.95

Total \$10,699.45

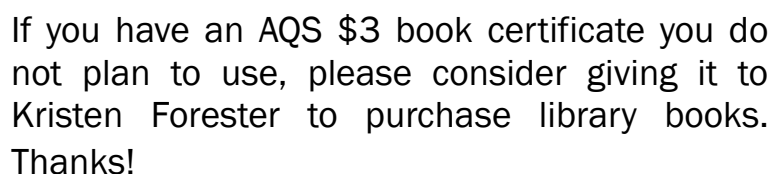
These are not all of our expenses, just some of the major ones. This is for just ONE year. I did not include any of the expenses for the quilt show, as those are covered directly by the revenues from the show. And, when we begin the planning for the show, there are quite a few operating expenses that must be paid out well before any of the revenues begin to come in.

To put all this into perspective: the bottom line of our bank accounts does not tell the complete story.

We, as a board, try to bring to you 3 to 4 major speakers per year, and give a HUGE price break on the workshops. We consistently lose LOTS of money on every workshop provided by our speakers because we charge the participants such a low entrance fee. It is a shame when the workshops are not full. Nowhere else can you take advantage of the expertise these speakers bring for so little!

I hope that this helps bring into focus where our money goes. Thank you for all your inquiries.

Submitted by President Linda Wells




If you have an AQS \$3 book certificate you do not plan to use, please consider giving it to Kristen Forester to purchase library books. Thanks!

## Signature quilts, Album quilts, Friendship quilts . . .

Recently I was involved in making a group quilt. A member of our small group, a dear friend, had been diagnosed with a serious illness and was facing major surgery and an uncertain future. We, her friends, wanted to DO SOMETHING. For quilters, as I'm sure most of you can appreciate, the act of planning a quilt, cutting, piecing blocks, assembling the rows, etc. can feel like a lifeline when you are processing difficult emotions. Each stitch can be a meditation, a prayer of hope.

We chose a block that contains a large white patch suitable for signing. In our case, we wanted to share thoughts and prayers, as well as our names, so we added quotations and verses to our patches. Our block of choice was called "Tie That Binds," also an appropriate title for the quilt. As our quilt came together it was truly a love letter to our friend.



**"Tie That Binds" Quilt**

This experience piqued my interest in the phenomenon of the "signature quilt", sometimes also called the "album quilt" or "friendship quilt." I found two books that are great resources, both on the history and traditions of these quilts, and for block patterns and quilt designs. In "The Signature Quilt; Traditions, Techniques, and the Signature Block Collection," authors Pepper Cory and Susan McKelvey describe the history of these kinds of quilts, and how and why they have been made through the years by quiltmakers of many generations. The first signature quilts were friendship quilts made to be taken when people left their homes and families in the east and traveled west to pioneer and homestead. They were often given as farewell gifts and were treasured as a link to home and family. Then, these quilts were often made as autograph albums, given as tokens of friendship and containing poems and phrases of love and affection. Signature quilts were also used as fundraising quilts and to make political statements.

In "Keepsake Signature Quilts," Sally Saulmon also takes note of the long history of the signature quilt as a way to document family histories, friendships, patriotism, and special events. The foreword to the book notes that "It is an honor to be asked to sign a piece of muslin or a block that will eventually become a part of someone's cherished quilt." Saulmon provides much helpful information about planning a signature quilt and organizing a group project, as well as many wonderful block and quilt designs.

I also found these web sites with a lot of interesting and helpful information:

<http://www.equilters.com/library/PFP/signaturequilts.html>

<http://www.antiquequilt dating.com/AlbumandSignatureQuiltHistory1830-Today.html>

<http://www.fabrics.net/LauretteAlbumQuilts.asp>

[http://www.womenfolk.com/quilting\\_history/friendship.htm](http://www.womenfolk.com/quilting_history/friendship.htm)

In one of those delightful serendipitous moments of life, this issue also features the "Friendship" block as the Tiny Treat pattern for November, in honor of "Forget-Me-Not Day" (November 10). This block is one of those designed to be used in a friendship quilt, carrying on the traditions of our quilting foremothers. In this issue's "web extras," you will also see some other friendship quilt block designs.

Incidentally, our dear friend received our friendship quilt with tears of joy (and there were tears all around upon its presentation). She is doing very well and has received very encouraging words from her doctor. The makers of the quilt may, perhaps, take comfort in the fact that the hopes and prayers stitched into the quilt were carried along with our friend throughout her surgery and period of recovery.

Deb Martens, Editor





## October is . . . National Breast Cancer Awareness Month


Bring your daughter, mother, sister, or friend to a participating quilt shop for Quilt Pink Weekend, September 21-23, 2007. You'll make a quilt block, which will be stitched together with other blocks into a finished quilt. American Patchwork & Quilting magazine will sell the quilts via online auction and donate the net proceeds to Susan G. Komen for the Cure, a global leader in the fight against breast cancer.

Locally, you can join in on the fun at Everlasting Stitches in Holt. Shop owner Pam Henrys says she will have patterns available for blocks, or people can make any finished block. Pam will give a free fat quarter for your finished block! Thanks, Pam, for your support! The Greater Lansing Affiliate of Susan G. Komen for the Cure would also like to acknowledge Pam for her donation of machine quilting on two quilts made to benefit breast cancer survivors in the Lansing area.

Last September, across the country, more than 1,000 shops held Quilt Pink events. Approximately 100,000 quilters and non-quilters joined the fight against breast cancer, making a difference one stitch at a time. Quilt Pink 2006 culminated in May 2007 with an online auction of more than 4,000 quilts. The auction is ongoing through October, 2007; see the quilts and bid at <http://stores.ebay.com/Quilt-Pink-for-Charity>.


For more information about Susan G. Komen for the Cure, breast health or breast cancer, visit [www.komen.org](http://www.komen.org) or call 1-800 I'M AWARE. The Greater Lansing Affiliate of Susan G. Komen for the Cure serves Eaton, Ingham, and Clinton Counties. For information, visit [www.KomenGreaterLansing.org](http://www.KomenGreaterLansing.org), or call 517-886-4901.

**Guild Historian Ruby Freed** is looking for materials for the guild's history scrapbook. If you have photos, notes, or general memorabilia from guild events, please contact Ruby.



For a fun "Quilt Pink" block, make this 14" scrappy pink and white block of 2" squares and HST units, laid out 7 x 7.

Arrange these blocks with white sashing, pink cornerstones, and a twisted ribbon border to get the complete "Pink Ribbon Quilt". Check out the newsletter on the website to see this quilt in color!



### Quilt Raffle Update

It is almost time to draw the winner of the 2006-2007 Raffle Quilt! Be sure to attend the September meeting, as someone will go home with the beautiful nine-patch and flower block beauty.

And, our new raffle quilt project is well underway. The Friendship Star small group would like to remind everyone to bring their completed snowball blocks for the Simplicity Quilt back by the September guild meeting, so that they can assemble the quilt in October.

MICHIGAN STATE UNIVERSITY  
**MUSEUM**

**MUSEUM HOURS**

Weekdays.....9:00 a.m.-5:00 p.m.  
Saturday.....10:00 a.m.-5:00 p.m.  
Sunday.....1:00 p.m.-5:00 p.m.

[www.museum.msu.edu](http://www.museum.msu.edu)

☎ (517) 355-2370

The MSU Museum is committed to understanding, interpreting, and respecting natural and cultural diversity. As Michigan's land-grant university museum, this commitment to society is met through education, exhibitions, research, and the building and stewardship of collections that focus on Michigan and its relationship to the Great Lakes and the world beyond.



For information on educational programs call the MSU Museum Education Office at (517) 432-1472. Or for recorded information on weekends and evenings, phone (517) 355-7474.



The MSU Museum is accessible to persons with disabilities. For accommodations, please call ahead.

# Giant Fabric Sale!

## When?

Saturday, September 22, 2007, 10 AM - 4 PM

## Where?

MSU Museum Auditorium

## Why?

Many donors give items to the museum, so we may sell them to support the care of the collections.

## What?

We now have 1000's of yards of unused, quilt shop quality fabrics for more than 1/2 off retail. There are more than 20 quilts\*, quilt blocks and parts, quilt magazines, books and assorted ethnographic textiles.

Volunteers will be needed to help us with the sale. We will need volunteers for set-up on Friday, September 21; fabric handlers and take-down for Saturday, September 22. To thank the volunteers, they will get a special early bird shopping time!

\*for more information on the quilts for sale or to volunteer contact Beth at: [quilts@museum.msu.edu](mailto:quilts@museum.msu.edu) or 517-432-3800

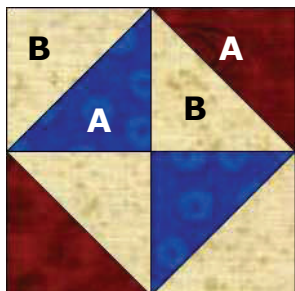
*While at the sale be sure to visit  
"Redwork: A Textile Tradition in America"  
in the Heritage Gallery*

## 2007-2008 Tiny Treats

Brought to you by Quilters Anonymous . . . celebrating some unique and interesting holidays.  
(We bet you've never heard of some of these!)

### October 2007 – National Chemistry Week (4th Week of October)

#### Hourglass block – 6" finished block (6 1/2" unfinished)



**Materials:** 2 pieces of different brights, 3 7/8" square (A)  
2 pieces cream, 3 7/8" square (B)

Cut each square on the diagonal.

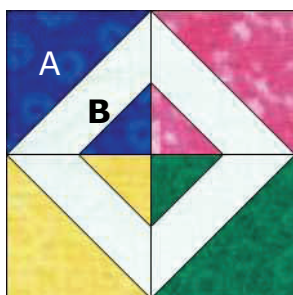
**To assemble:**

Sew one bright triangle to each of the 4 cream triangles.  
You will have 4 blocks that are 3 1/2" squares. Sew these together as in the illustration.

**Tip:** Check out the "web extras" at CCQG's web site for a setting idea. "Hourglass" blocks in a horizontal setting with no sashing create an interesting secondary design. You can also see the design in color.

### November 2007 – Forget-Me-Not Day (Nov. 10)

#### Friendship block – 6" finished block (6 1/2" unfinished)



**Materials:** 4 pieces of different brights, at least 4" x 6 1/2"  
2 pieces white, 3 7/8" square

From each bright, cut one 3 7/8" square, and one 2 3/8" square  
Cut each bright and white 3 7/8" square on the diagonal. Set aside small bright squares.

**To assemble:**

Sew one bright triangle (A) to each of the 4 white triangles (B).  
Sew a bright square to the point of each white triangle, sewing on the diagonal, corner to corner.  
(**Note:** See **Tip** below before going to the next step.)  
Trim excess fabric 1/4" from seam line. Press.  
You will have 4 blocks that are 3 1/2" squares.  
Sew these together with the white strip forming a square (See illustration).

**Tip:** Sew together the "excess" small triangles 1/2" from the first seam line **BEFORE** cutting them off, and they will form HST units. Make small HST units for another project or donate them to the Tiny Treats winner for use in a pieced border.

**Tip:** Check out the "web extras" at CCQG's web site for a setting idea and some other "Friendship" blocks.



## AREA QUILTING EVENTS

September 13-15, 2007

Flint Festival of Quilts

Contact: 810-238-ARTS

September 14-16, 2007

Katie Pasquini-Masopust, lecture and  
workshops

Greater Ann Arbor Quilt Guild, Ann Arbor, MI

September 20-23, 2007

Michigan Quilt Network Showcase

Muskegon Harbor Holiday Inn

September 22-23, 2007

Log Cabin Quilters Show

Kingdom Indoor Center, 8151 Merchant  
Place, Portage, MI

September 25, 2007

Norah McMeeking, lecture

West Michigan Quilters Guild, Wyoming, MI

September 28-30, 2007

American Sewing Expo

Rockford Financial Showplace, Novi, MI

September 29, 2007

Berrypatchers of Rockford Quilt Bee  
Quilt ShowRockford United Methodist Church  
159 Maple, Rockford, MI

October 8, 2007

Kaffe Fassett, lecture

Boyne Mountain Resort Convention Center,  
Boyne Falls, MI

Contact: tobjob@triton.net or 231-929-4277

October 12-13, 2007

Town Hall Quilt Guild's Fall Into Quilts Show  
Congregational Church of Clarkston

5449 Clarkston Rd., Clarkston, MI

Contact: Sharon Littleton, [sal608@aol.com](mailto:sal608@aol.com)

October 16, 2007

Cathy Miller, Singing Quilter

Log Cabin Quilters

Kalamazoo, MI

Contact: [www.log-cabin-quilters.com](http://www.log-cabin-quilters.com)

See the Vice President's Table for information on  
these and other upcoming events. **More events are  
listed at [http://www.museum.msu.edu:80/gjqc/online newsletter.html](http://www.museum.msu.edu:80/gjqc/online%20newsletter.html).**

## Capitol City Quilt Guild

P.O. Box 26022

Lansing, MI 48909



**We're on the Web!!!**  
**[http://](http://capitolcityquiltguild.org)**  
**[capitolcityquiltguild.org](http://capitolcityquiltguild.org)**


Next Newsletter Deadline: October 15



**Web Extra—September/October 2007****Suggested setting for October Tiny Treats blocks  
“Hourglass” quilt**


An on-point setting shows the secondary design created by the blocks.

Quilt shown is approximately 80” square. The blocks are set 8x8, with an inner border of 1” and a 5” outer border.



## Web Extra—September/October 2007

## Suggested setting for November Tiny Treats blocks "Friendship" quilt




A horizontal setting shows the secondary design created by the blocks.

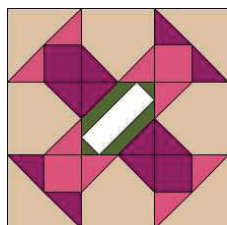
Quilt shown is lap size—72" square. The blocks are set 7x7, with an inner border of 1" and a 3 1/2" outer border.

Design created in EQ6.


Here are some additional block patterns suitable for signing:




Album Block III



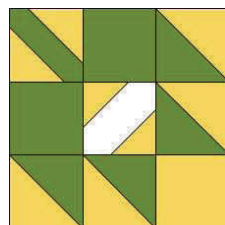
Album Block VI



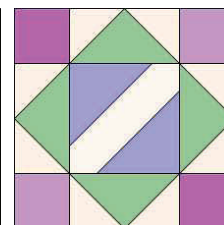
Album Block VII



Album- Variable  
Star IV



Leaf Album Block



The Signature  
Friendship Block

These block patterns are from "Block Base", the CD version of Barbara Brackman's ***Encyclopedia of Pieced Quilt Block Patterns***.