



UPCOMING PROGRAMS

2007-2008 Officers

President
Linda Wells

Vice President
Coreen Strzalka

Secretary
Jean Kaufmann

Treasurer
Janet L. Munn

Capitol City Quilt Guild meets on the third Thursday of each month at Faith Church, 2300 Lake Lansing Road, Lansing (across from Eastwood Towne Center).

INSIDE THIS ISSUE:

<i>President's Message</i>	2
<i>Community Page</i>	4
<i>Quilt Show Wrap Up</i>	5
<i>Events Calendar</i>	8

MAY

May Board Meeting: May 7, 6:30 PM at Foster Community Center. This will be a transition (and first) meeting for New Officers. All members welcome!

Guild Meeting: Thursday, May 17, 7:15 pm

Program: Bettina Havig
"Carrie Hall: The Blocks, the woman and the work"

Bettina will also host two workshops. On Friday, May 18th, her workshop is entitled "Waste Not Want Not: An Amish Scrap Quilt." On Saturday, May 19th, she will teach Tricky Hand Piecing.

JUNE

June Board Meeting: June 4, 6:30 PM, Location to be determined. All members welcome!

Guild Meeting: Thursday, June 21, 7:15 pm.

NOTE CHANGE IN LOCATION BELOW

Program: Annual Round Robin

Come learn new techniques from some of our own members.

CCQG is on the Move in June

Our Guild Meeting Thursday, June 21, at 7:15 PM, will take place at the Central United Methodist Church, corner of Ottawa and Capitol in Downtown Lansing across from the State Capitol. Maps will be distributed at the next two meetings. **Free parking** is available in the parking structure now used by that Church with an entrance on Seymour Street (ignore the "reserved" signs on some of the spaces). The walk from the structure to the entrance is only a few yards on church property. An elevator is available in both the structure and the church. **Do not park** in the small church surface parking lot that enters off Capitol because it is needed by the church staff in charge of evening activities. Be sure to remove your car from the parking structure by 10:00 P.M. **SEE MAP ON PAGE 3.**

PRESIDENT'S MESSAGE

"So long, farewell, auf wiedersehen, goodbye . . ."

Rogers & Hammerstein, *The Sound of Music*

This is my last missive to you as your president. I want to thank you for the opportunity to serve the guild in that position. You laughed at my bad jokes, volunteered when I asked, and stepped forward and donated your skills and talents to the guild and other charitable causes. But the gift of this presidency has been your friendship. Though I have been a member of the guild for many years, I did not know many of you and I am so thankful to have had this opportunity to put names to the faces of strangers and call you friends.

I would not have been able to fulfill my duties were it not for the able quilters who served with me on the Board of Directors. I want to thank Linda Wells, one of those strangers who now are friends, for the countless hours that she spent conferring with me through the course of the year. Mary Dunn, the voice of experience, provided me with guidance and helpful reminders. Marilyn Finley persevered and took copious and accurate notes, even though I talked a mile a minute. Janet Munn made sure that the guild's finances were in order. Inge Bommarito graciously hosted each person or group that provided the guild's programs throughout the year. Amy Brugam ensured that our newsletter was completed and distributed, even through "technical difficulties." Alicia DeBello and Coreen Strzalka also endured their share of technical difficulties but through their efforts, the guild now is in the 21st Century with its own webpage. Linda Ziegenhagen counted noses at each

event and kept track of our membership. Kristin Forester kept track of our library resources and made certain that we added important new books to inspire us. Carolyn Solomon coordinated our Heartwarmers project. The Quilted Roses gave us those wonderful Tiny Treats patterns and Fran Mort coordinated the Fat Chance drawings. Ruby Freed, our historian, was a quiet participant but we hope to put her to work with photographs of our most recent quilt show. And a special thanks goes to Gayle Cain and each and every member of the quilt show committee. Due to their efforts, the guild was able to provide a huge quilt show that displayed our art to the community and will help finance future programs and projects.

I hope that you will step forward in the next year and support Linda Wells and the new Board of Directors as enthusiastically as you have the outgoing Board. She has lots of good ideas for the guild as we look forward to celebrating our 25th Anniversary in two years!

Lastly, you have endured each quotation to begin this column. For that, I thank you. And I must, of course, close with a final one, from Carol Burnett:

"I'm so glad we had this time together, just to have a laugh and sing a song. "Seems we just got started and before we knew it, came the time we had to say, so long."

Lynn

This month, and following months, the newsletter will be sent only to those who did not opt to receive it on the website. The newsletter is available online at <http://capitolcityquiltguild.org> in PDF format for easy downloading and printing.

Labels are now available at the library for your Heartwarmers quilts

**THE CCQG WEBSITE IS
HERE!!!**

Check it out!

<http://capitolcityquiltguild.org>

Don't forget to turn in your membership renewal for 2007-2008!

COMMUNITY PAGE

Hospice of Lansing Quilt Exhibit III Spring Thru Summer

Fran Mort says "we're doing it again" with another Katrina Project for 2007. She is looking for odd blocks, 4" squares, tops, fabric and any other quilt articles anyone can donate. If you have some to share, please contact Fran.

A new quilt exhibit was hung at the Hospice of Lansing on March 7. As with HOL Exhibits I and II, the quilts were organized by Daisy DeHaven with hanging help from Jan Gagliano, Phyllis O'Connor, Louise Mueller and Harold Whittemore. Faithful hanging helper Marilyn Palmer was spending the winter in Arizona and California and was missed!

In this new HOL Quilt Exhibit, spring and summer quilts are featured, with flowers, birds, animals, water, lighthouses, etc. There are 11 bed size quilts and ten large and small wall quilts. A few quilts are made from 1920-1930 Reproduction fabrics, using quilt patterns that were popular during that era: Ocean Waves, Hummingbird, Grandmother's Flower Garden (titled Sugar ' N Spice) and Pinwheel (titled Touched by Liz).

All of these quilts were made by members of the Capitol City Quilt Guild, primarily from some small groups--Charm and Daughters of Charm, Six-Pack Quilters, and Ruth's Block Exchange.

To quote Lars Egede-Nissen, the HOL Executive Director, "We are so pleased to have these beautiful quilts installed in our offices. Quilts and Hospice are a natural combination."

The quilts will hang through summer and the exhibit is open to the public during office hours, 8:30 a.m.--5:00 p.m., at the main office located at 6035 Executive Drive, Lansing. For further information, please call the HOL office at 882-4500 or contact Daisy. Dehaven.

Fat Chance & Tiny Treats Winners

March

Tiny Treats

Judy Wells

Fat Chance

Joyce Bahr

April

Tiny Treats

Karen Berry

Fat Chance

Gail Drayton

Challenge Quilt Winners

Thanks to all who participated in this years quilt challenge, "Bits and Pieces". We had great participation and all the quilts were well done. You are a talented and creative group of quilters!

First Place: Louise Miller

Second Place: Geri Smith

Third Place (tie): Arline Minsky and Kelly Statler

Congratulations Quilters!

Quilt Show Wrap-Up

Looking at the quilt show from my position, it was a well done show. Everyone worked very hard to make sure every quilt was hung and looked its best, all the check-in tables were in place along with the raffle quilts. We opened the doors to a larger than ever attendance.


It was fun to hear that the parking lot was full, and people were cruising. We have not done that in a long time. What a way to start the spring/summer season! At this point we do not have all the bills, so an financial total is not ready.

When you see any of these women (and man) please say thanks, for a job well done!

Jan Gagliano, Linda Kuhlman, Jill Croley, Kate Edger, Linda Wells, Rosemary Nester, Janet Scott, Dorothy Jones, Pam Marcis, Carol Holm, Mary Harvey, John Putman, Bev Wilkinson, Dorothy Jones, Carole Davis, Kay Nickols, Judy Wells, Margaret Rosekrans. Jean Carlson and Mary Dunn (who will be the quilt show chair in 2009).

It's never too early to start on that new quilt for the 2009 show. Ladies you did a GREAT JOB. Thank you from the bottom of my heart. I could not have done it without you.

Sincerely
Gayle Cain
Quilt Show Chair 2007



The Lansing Area Long Arm Quilters (LALA's) would like to announce the winners of the 2007 Going to Pieces Quilt Show Drawing. Each of the winners will receive \$30 to \$50 off a long arm machine quilting service. We would like to thank all the people who signed up for the drawing and visited our booth.


Quilter

Kate Edger
Mary Dunn
Alicia DeBello
Linda Brockheim
Nancy Nelson Knupfer
Coreen Strzalka

Winner

Joan Fehn
Jancie Hanley
Chris Yelvington
Tony Ivey
Mary Miller
Sharon Ruggles

**Have You Sold Your Raffle Tickets?
Need More?
Contact Bev Wilkinson for Raffle
Ticket details.**



*Quilt Sister
Featherweights*

Jill Croley
Lansing, MI 48917
517-214-4178

Pre & Post WWII Ladies, Loved, & Ready to Sew!
Sales & Repair with 30 day guarantee

2007 Spring International Quilt Festival/Chicago

The bus trip to Chicago was a huge success. 50 Guild members left from the Value City Parking Lot on Waverly Road at 6:30 am on Friday, April 13. Our Hostesses, Coreen Strzalka and Minda Schneider made sure we were never hungry, starting with donuts and fruit in the morning and various treats, snacks and water throughout the trip. Over \$800 worth of door prizes were generously donated by individuals, local quilt shops and the CCQG. These were raffled off in the morning and everyone went home with a gift!


We arrived at the convention center just as the doors opened at 10 am for a day full of fun and excitement. The spring edition of Festival, now in its fifth year, features more than 700 quilts, textiles, and wearable art on display; 115+ classes, lectures, and special events; and shopping in more than 500 booths for antique and new quilts, fabrics, books, notions, crafts, patterns, machines, and sewing supplies.

The quilts show was fabulous with several exhibits including: Celebrate Spring!-Presented by the International Quilt Association; Do You EQ?-Sponsored by *Quilter's Newsletter Magazine* and the Electric Quilt Company; Hands All Around XXII: International Quilts-Sponsored by *Quilter's Newsletter Magazine*; In Full Bloom III: Floral Quilts; Journal Quilt Project 2006: A Page from My Book; Quilts: A World of Beauty-Presented by the International Quilt Association; Husqvarna Viking Gallery of Quilt Art-MasterPieces: Imagine That, as well as two separate exhibits honoring traditional patterns and quilt making.

With tired bodies and sore feet, the group boarded the bus at 6:45 pm for the long trip home, arriving back in Lansing after midnight.

A special thanks to Coreen and Minda. They went above and beyond to make our trip comfortable and enjoyable.

For those of you that could not attend, take a virtual tour of the quilt show from home at <http://www.quilts.com/sqf07/enVivo/>.



CCQG AD RATES

Reach over 200 Quilters in one place!

Half-page \$30

Quarter page \$15

Business Card Size \$10

CCQG members receive a 20% discount on advertising. Please mail copy ready ads and payment to:

Capitol City Quilt Guild
PO Box 26022
Lansing, MI 48909

Ethelbird & Eliza Kids

Fabric Online Especially for Kids
Babies, Youngsters, Tweens & Teens

www.ethelbird.com

Teresa Borton

517-327-1937



NANCY ODOM, quilter, designer, author, and teacher, will be in Shipshewana on Friday & Saturday, May 18 & 19, 2007. Nancy has appeared on TV and has designed fabric for P&B Textiles. She is a popular teacher and lecturer at quilt shows, guilds, and quilt shops. Don't miss this exciting opportunity to see, hear and interact with Nancy personally!



Come join us for two full days of fun activities!!

Visit our Website often for updated information.



*Yoder's Block of the Month
By Nancy Odom*



MAY 18 & 19, 2007

Please mark your calendar and plan to attend. Registrations will be limited. Watch for additional information coming in print and on our web site.

Summer hours:

Monday - Tuesday 8:00 to 6:30

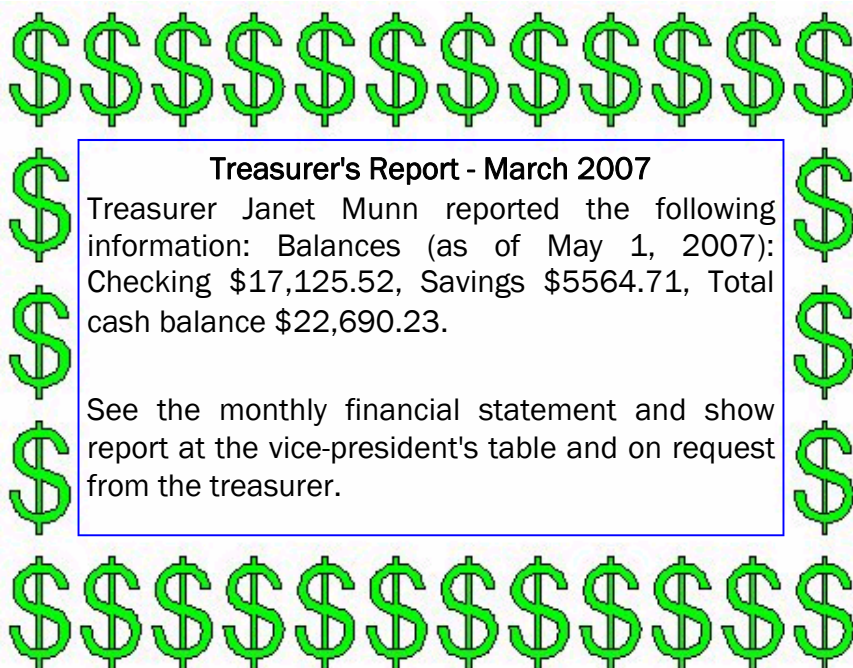
Wednesday - Saturday 8:00 to 5:30

YODER'S SHOPPING CENTER

SR 5, Shipshewana, IN

www.yoderdepartmentstore.com

260-768-4887



Treasurer's Report - March 2007

Treasurer Janet Munn reported the following information: Balances (as of May 1, 2007): Checking \$17,125.52, Savings \$5564.71, Total cash balance \$22,690.23.

See the monthly financial statement and show report at the vice-president's table and on request from the treasurer.

Newsletter on the Web (how to opt out on the newsletter by mail)

Please contact the membership chair if:

- You do not want to receive the newsletter by mail (you will download it yourself from the CCQG website) or;
- You do not remember if you signed up to stop receiving the newsletter by regular mail.

The newsletter should be ready for downloading at the same time you would receive it by mail (during the second week of odd months).

If you have an AQS \$3 book certificate you do not plan to use, please consider giving it to Kristen Forester to purchase library books. Thanks!

Capitol City Quilt Guild
P.O. Box 26022
Lansing, MI 48909



We're on the Web!!!
[http://
capitolcityquiltguild.org](http://capitolcityquiltguild.org)

Next Newsletter Deadline: June 15

AREA QUILTING EVENTS

May 2007

Creative Voice and Quilting
Capital Area District Library, Lansing,
Contact: <http://www.cadl.org>

May 5-12, 2007

Tulip Time Quilt Show
480 State Street, Holland, MI
Contact: www.evergreencoomons.org

May 10, 2007

Gwen Marston, workshop
The Quilt Cottage, East Jordan, MI
Contact: www.thequiltcottage.net

May 10, 2007

Liz Helwig, lecture and trunk show
Great Lakes Heritage Quilters, Birmingham, MI
Contact: <http://www.glhq.org/schedule/>

May 10-12, 2007

Vintage Memories Quilt Show by the Saginaw
Piecemakers
Valley Plaza Resort, 5221 Bay City Rd., Midland,
Contact: <http://www.piecemakersquiltguild.com>

May 11-13, 2007

Apple Tree Quilts Second Annual Quilt Show
Wolcott Orchards, Mt. Morris, MI
<http://www.wolcottorchards.com/index.htm>

May 12, 2007

Gloria Kellon Boxy Coat Workshop
Great Lakes African American Quilter's Network,
Livonia, MI
Contact: <http://greatlakesaaquilters.tripod>

May 14-15, 2007

Kindred Spirits, lecture and workshop
Cal-co Quilters' Guild, Battle Creek, MI
Contact: <http://www.turkey-tracks.org/program.html>

May 16-18, 2007

Kristin Steiner, lecture and workshop
Piecemakers Quilt Guild, Saginaw, MI
Contact: <http://www.piecemakersquiltguild.com>

May 30, 2007

Liz Antilla, trunk show
Evening Star Quilt Guild, Davison, MI
Contact: <http://www.orgsites.com/mi/esq/>

June 7-9, 2007

National Quilting Association Show
Greater Columbus Convention Center, Columbus,
OH
Contact: <http://www.nqaquilts.org>

June 11, 2007

Quiltbus, lecture and workshop
Cal-co Quilters' Guild, Battle Creek, MI
Contact: <http://www.turkey-tracks.org/program.html>

June 27, 2007

Mary Andrews, Art Quilt Exhibit
Evening Star Quilt Guild, Davison, MI
Contact: <http://www.orgsites.com/mi/esq>

See the Vice President's Table for information on these and other upcoming events.

TINY TREATS

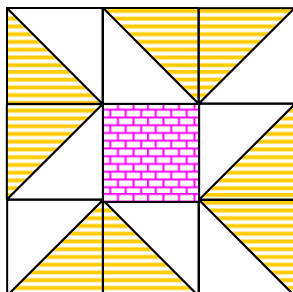
June 2007 Tiny Treat – Formal Garden

Background 1 – White on White

Cut 4 – 3 7/8 inch squares for the half sq triangles

Color 1 – Pastel Small Floral or Tone on Tone

Cut 4 – 3 7/8 inch squares for the half sq triangles



Construct the half square triangle units – need 8 with the background and Color 1 fabrics. (Thangles – 3 inch finished)

Center Square – Large Pastel Floral

Cut 1 – 3 1/2 inch square

Assemble as illustrated.

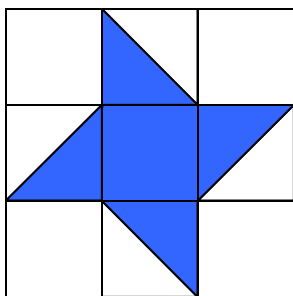
Finished block size - 9 inch square

July 2007 Tiny Treat – Friendship Star

Background: White on White

Cut 4 – 3 1/2 inch squares for the corners

Cut 2 – 3 7/8 inch squares for the half sq triangles



Star: Your choice Red or Blue

Cut 2 – 3 7/8 inch squares for the half sq triangles

Cut 1 – 3 1/2 square for the center

Assemble: Construct the half square triangle units – need 4 with the white and either red or blue fabric. (Thangles – 3 inch finished). Assemble as illustrated.

Finished block size – 9 inch square

FAT CHANCE

Pink is for girls; blue is for boys. Snowflakes are for January; shamrocks are for March. You know the routine! But this time, the Board has decided to shake things up a bit! Instead of the usual fat quarter themes, we'd like to challenge your creativity and ask you to bring a fat quarter to each meeting that reminds you of the following singers or musical groups! It doesn't have to be a color. It doesn't have to have a picture of the group. It doesn't have to represent a song. It just has to represent something that is evocative of the singer! For example, for Frank Sinatra, who sang "New York, New York," you could bring an apple fabric! This promises to be lots of fun and it will give all of us, young and old, a chance to broaden our musical horizons! So here goes. We'll start out easy:

May 2007	Cher	December 2007	Lawrence Welk
June 2007	Jimmy Buffett	January 2008	The Moody Blues
July 2007	The Beatles	February 2008	Barenaked Ladies
August 2007	Red Hot Chili Peppers	March 2008	The "Rat Pack"-
September 2007	The Four Seasons	Frank Sinatra, Dean Martin, Sammy	
October 2007	The Grateful Dead	Davis, Jr.	
November 2007	The Temptations	April 2008	Elton John

The rules for Fat Chance are to enter one fat quarter (18" X 22") per month for the theme of the month. This is for members only, please.

Do you have a serger in the closet?

Answer this questionnaire to determine why your serger spends more time in the closet than being used.

1. Can you thread your serger in less than 3 minutes?


Baby Lock's Instant Jet-Air Threading™ System threads with a blast of fresh air.

2. Do you have to thread your serger in any particular order?

Baby Lock's patented tubular loopers allow you to thread in any order that you want. No other serger can offer this.

3. Are you constantly adjusting your tensions when you change fabrics, stitch functions or type of thread?

Baby Lock's Automatic Thread Delivery System (ATD) eliminates the need for tension all together by delivering the perfect amount of thread for each stitch on whatever fabric, with any thread, every time!



Country Stitches 

2200 Coolidge Road • East Lansing
(517) 351-2416 or 1-800-572-2031

* Trade In from M.S.R.P. and instructional value package.
Not valid with other offers.

**Bring in your closet serger
and we will give you**

**\$1000 Trade
In!***

toward the purchase of a new Baby Lock Evolve
with wave technology