



UPCOMING PROGRAMS

2007-2008 Officers

President
Linda Wells

Vice President
Coreen Strzalka

Secretary
Jean Kaufmann

Treasurer
Janet Munn

Capitol City Quilt Guild meets on the third Thursday of each month at Faith Church, 2300 Lake Lansing Road, Lansing (across from Eastwood Towne Center).

INSIDE THIS ISSUE:

<i>President's Message</i>	2
<i>Community Page</i>	4
<i>Board List</i>	7
<i>Library News</i>	9
<i>Quilt Show Update</i>	11
<i>Events Calendar</i>	12

JULY

July Board Meeting:

Wednesday, July 25, 6:30 p.m., Foster Community Center, 200 N. Foster St., Lansing. All guild members welcome.

July Guild Meeting:

Thursday, July 19, 7:15 p.m. at Faith Church, 2300 Lake Lansing Rd., Lansing (across from Eastwood Towne Center).

Program: Annual garage sale. A fun evening for buyers and sellers alike. Bring your excess fabric, notions, tools, patterns, books, magazines - anything quilting-related. Tables will be available for sellers; bring your own change.

AUGUST

August Board Meeting:

Wednesday, August 22, 6:30 p.m., Foster Community Center, 200 N. Foster St., Lansing. All guild members welcome.

August Guild Meeting:

Thursday, August 16, 7:15 p.m. at Faith Church, 2300 Lake Lansing Rd., Lansing (across from Eastwood Towne Center).


Program: Speaker, Karen Combs, on "Quilts of Illusion." Explore the world of optical illusions with Karen as she shows you some of the wonderful quilts that quilters have created using optical illusions. Slides and quilts of illusion complete this lecture.

August Workshops with Karen Combs:

Friday, August 17, "Patchwork Illusions." Visual depth has fascinated artists for centuries. Karen has developed a quick and easy rotary technique that allows you to make quilts with a 3-D look.

Saturday, August 18, "Combing Through Your Scraps." This truly is a magical way to put your fabric stash to work by making a wonderful scrap quilt. ANY fabrics will work using this template-free method. Learn to feel comfortable putting many fabrics together, to distinguish "value" and be able to make many different scrap wallhangings or quilts. Based on Karen's book *Combing Through Your Scraps*.

Both workshops are 8:30 a.m. to 4:00 p.m. at Hannah Community Center, 819 Abbott Rd., East Lansing. Visit Karen's web site, www.karencombs.com for information.



This month, and following months, the newsletter will be sent only to those who did not opt to receive it on the web site. The newsletter is available online at <http://capitolcityquiltguild.org> in PDF format for easy downloading and printing. The newsletter should be ready for downloading at the same time you would receive it by mail (during the second week of odd months).

******NEW this issue:**

If you would like to receive the newsletter by email, please send an email to Guild Secretary Jean Kaufmann: jejpkaufmann@hotmail.com.

If you wish to receive a printed newsletter in the U.S. mail, and have not received one, contact Dorothy Jones, Membership Chair.

**THE CCQG WEB SITE IS
HERE!!!**

Check it out!

<http://capitolcityquiltguild.org>

PRESIDENT'S MESSAGE

"We don't accomplish anything in this world alone ... and whatever happens is the result of the whole tapestry of one's life and all the weavings of individual threads from one to another that creates something."

Sandra Day O'Connor

Doesn't that perfectly relate to our guild; we work together to accomplish a common goal, we bring all the talents, experiences and gifts from our lives, and we weave them together with LOTS of thread-making, sharing, donating our quilts.

I want to take this opportunity to introduce myself to you. I was one of the founding members of this guild. My mother-in-law and sister-in-law were instrumental also in its founding and drug me along with them. I don't remember ever NOT sewing. My mother taught me when I was little. I, however, made clothing - not quilts. My mother-in-law taught quilting in her home and got me interested. I went to Paducah in 1986 and purchased, through her guidance, the fabric to make my first quilt. It was a very ambitious creation of my own design - 12 blocks, on point, all appliquéd with a circular/wreath pattern, with lattice sashing with appliqué. Well, as she predicted, I never did make it. I did complete 4 of the blocks, and still have them in various stages of hand quilting.... Well, life took over, children, returning to college, and the building of a career bringing me to this point in my life where I am able to again come back to quilting. I love it!! (And, I don't make clothes anymore!) I am married, almost 29 years, have two grown children - both exploring each of our nations' Washingtons, and I work full-time as a speech-language pathologist at a leading rehabilitation hospital.

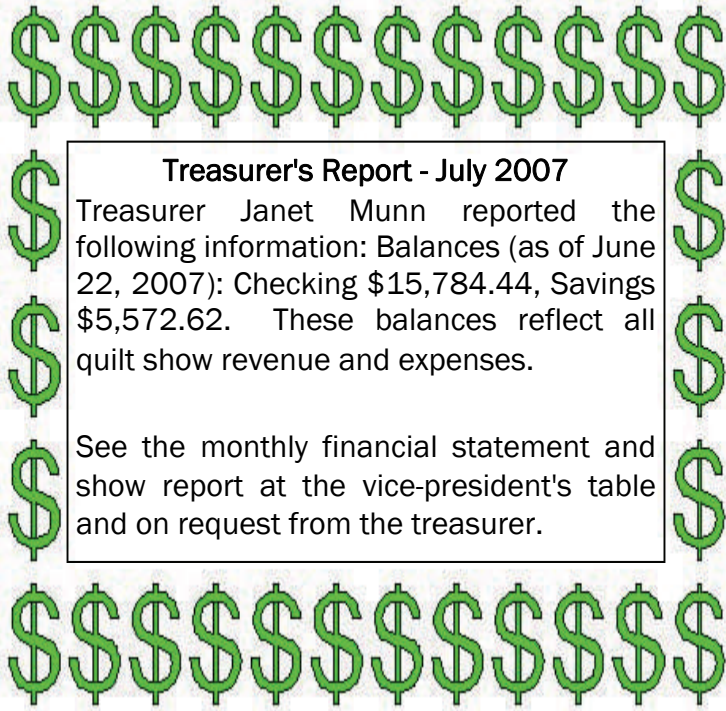
I am looking forward to this year of being your voice, leading the group, and listening to all of you to continue to make this guild what you, the members, want it to be. I feel that I have tremendously large shoes to fill. A lot of wonderful leaders have gone before me setting a very high bar for me to reach up to. Please take time to talk to me and let me know what interests you and the direction you would like to see this guild go. Why do you come? What would get you involved, again or for the first time? Please email me and let me know your thoughts. You can do this through the web site email account: president@capitolcityquiltguild.org. I will respond!

I am excited about all the new members who have joined the guild over the past few months. I encourage all of you to join a small group, to take a volunteer position, to work on a group project and get to know your fellow quilters. Speak to someone, just one person, at the next meeting whom you have never met before.

Having been very active in the last quilt show, I am awed by the tremendous talent that I have seen in our members. I am proud to be associated with the rest of you! In closing: thank you for being such a talented group, thank you for being such a giving group, thank you for putting your faith in me to lead you, and, in advance, thank you for all your help this year.

Friends are like fabric - you can never have enough!

Linda Wells



Treasurer's Report - July 2007

Treasurer Janet Munn reported the following information: Balances (as of June 22, 2007): Checking \$15,784.44, Savings \$5,572.62. These balances reflect all quilt show revenue and expenses.

See the monthly financial statement and show report at the vice-president's table and on request from the treasurer.

FROM THE MEMBERSHIP CHAIR

The membership directories and membership cards were available at the June meeting. If you did not pick yours up in June, please do so in July or August. Due to incompatibility of computers, I had to type the list of members again. I tried to proofread several times, but unfortunately have found typos in the printed copy. Please let me know if I have your name or any of your information wrong. I will make up and print a correction sheet later in the summer.

Submitted by Dorothy Jones

Fabric Trade-In Sale

(or the "Clean Out Your Closet" Sale)

July 16-21

For every full pound of fabric you bring in, we will give you money off the purchase of more fabric (\$2.00 a pound for all cotton quilting fabrics or \$1.00 a pound for other fabrics). If you bring in 5 pounds of cotton quilting fabric, you will get \$10 off your fabric purchase. You can bring in any kind of **clean, new** fabric. (It has to be resaleable. It can't have pieces cut out of it.) You can use your "trade-in credit" on any non-sale regularly priced fabric on the bolt July 17-22 or save your credit and use it later. Individuals only. No groups or organizations.

Yard Sale - July 16-28

\$1.50 or \$2.50 a pound

We will sell the fabric which is traded-in for \$2.50 a pound for all cotton quilting fabric or \$1.50 a pound for all other fabrics. Whatever isn't sold, we give to charities.

Country Stitches



2200 Coolidge Road • East Lansing
(517) 351-2416 or 1-800-572-2031

COMMUNITY PAGE

Heartwarmers Update

Heartwarmers, our guild's community service project, continues to warm the hearts of local children who are chronically or critically ill. In September, 2006, we collected 28 quilts made by guild members, and in April, 2007, another 28 were turned in.

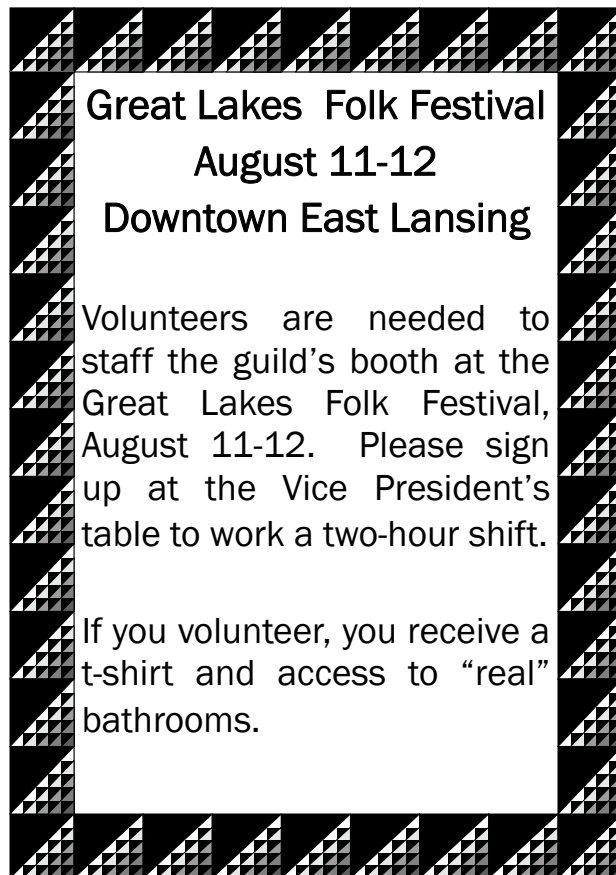
The Heartwarmers Project began in 1990 as part of the Linus project, which was originally intended to give quilts to children with HIV/AIDS. Since there weren't a large number of children with HIV/AIDS, the guild decided to make quilts for all critically and chronically ill children. Since then, our guild members have made and donated 2,550 quilts to our community. We have received many letters from families who have been grateful and amazed to receive such a gift.

The Heartwarmers Project asks guild members to make quilts for kids who are hospitalized with serious or chronic illnesses. These include baby quilts, quilts for school-age kids, and for teenagers; for both boys and girls. The fabrics should be washable and sturdy enough to stand up to a lot of wear and "love".

In addition to these quilts for kids, Heartwarmers projects include "Angel baby" quilts, a smaller size to be given to parents who lose a baby at birth. Often a stillborn baby is wrapped in the quilt and a picture is taken for the parents. Many parents are grateful for the memory of their precious little one who didn't survive, but is still a member of their family.

Guild members are asked to bring in quilts for Heartwarmers twice a year, usually in the spring and fall. Batting and labels are available to use in Heartwarmers quilts. Contact Carolyn Solomon for more information and to pick up batting or labels. Labels are also available at the guild library.

Submitted by Carolyn Solomon



**Great Lakes Folk Festival
August 11-12
Downtown East Lansing**

Volunteers are needed to staff the guild's booth at the Great Lakes Folk Festival, August 11-12. Please sign up at the Vice President's table to work a two-hour shift.

If you volunteer, you receive a t-shirt and access to "real" bathrooms.

Get Well Wishes



Longtime guild member Karen "Rigsby" Riggs is ill. Karen is one of the organizers of the Heartwarmers Project. Her small group is asking the guild to shower Karen with good wishes in the form of 6" finished Nine Patch blocks in white and brights (brights in the corners and center). Send blocks to Linda Kuhlman.

Quilts are needed for Maple Street Shelter, a new shelter for women and children. Organizers are asking for long twin size quilts (56" x 95") and also for crib quilts. These will remain at the shelter, and should be durable and washable.

FAT CHANCE

Pink is for girls; blue is for boys. Snowflakes are for January; shamrocks are for March. You know the routine! But this time, the Board has decided to shake things up a bit! Instead of the usual fat quarter themes, we'd like to challenge your creativity and ask you to bring a fat quarter to each meeting that reminds you of the following singers or musical groups! It doesn't have to be a color. It doesn't have to have a picture of the group. It doesn't have to represent a song. It just has to represent something that is evocative of the singer! For example, for Frank Sinatra, who sang "New York, New York," you could bring an apple fabric! This promises to be lots of fun and it will give all of us, young and old, a chance to broaden our musical horizons!

Here are the musical selections:

July 2007: The Beatles

August 2007: Red Hot Chili Peppers

September 2007: The Four Seasons

October 2007 The Grateful Dead

November 2007: The Temptations

December 2007: Lawrence Welk

January 2008: The Moody Blues

February 2008: Barenaked Ladies

March 2008: The "Rat Pack"- Frank Sinatra, Dean Martin, Sammy Davis, Jr.

April 2008: Elton John



EDYTA SITAR IN SHIPSEWANA!

EDYTA SITAR, designer for Moda, author, and teacher, will be in Shipshewana on Saturday, September 8, 2007 for a luncheon/seminar. Edyta will also be teaching workshops on Saturday, October 13, 2007. Don't miss this exciting opportunity to see, hear and interact with Edyta personally!



September 8, 2007



Summer hours:
Monday - Tuesday 8:00 to 6:30
Wednesday - Saturday 8:00 to 5:30
Yoder's Shopping Center
300 S. Van Buren, Shipshewana, IN
www.yoderdepartmentstore.com
260-768-4887

- Please mark your calendar and plan to attend
- Registrations will be limited
- Watch for additional information coming in print and on our web site

Help, help, help, help, help, help, help, help!

Yes, You!

If you enjoy being a part of a small group, and have had this pleasure for a while, you are just the person we need to be a coordinator of new small groups. I remember when I joined the guild and signed up to be in a small group, there were actually 10 of us interested who all signed up at the same time. Mary Dunn arranged for us to meet at Foster and described to us various activities that a small group could do. And, there we were, a new small group was born. It has been 4 years now and we are still together and having fun. Please share your excitement and lessons you have learned with others who are interested. Please step up and become our **Small Group Coordinator**! Contact me, Linda Wells.

Our next raffle quilt has a creator - actually a group of creators. The small group the *Friendship Stars* has taken on the responsibility of creating the design, distributing the fabric, and assembling our next raffle quilt to be displayed at the LAP Quilt Show next year. Thank you so much for stepping up and volunteering for this task! Now, we need a **Quilt Raffle Coordinator** do the paperwork involved with the tickets and sales of such. Please see Kristin Forester, our librarian, if this is something you know you can do.

Our quilt show is over! We all survived, and survived very well indeed. It was a resounding success. And, I have to share with you how impressed I was with the "life of it's own" that the show takes on when all those well-oiled wheels begin to roll! The experience and expertise demonstrated by all the chairpersons is poetry in motion. I personally would like to thank Gayle Cain for taking on the role of chairperson. Now, we need one of you to take on the job of **Quilt Show Chairperson** for the show in 2009. This will be the 25th anniversary of the Capitol City Quilt Guild, which opens us up to a celebration to beat all. Please talk to previous chairpersons, then come and talk to me. We need someone who is organized, personable, and and excited about working towards making the CCQG shine!

Thank you. You are a terrific guild with a lot of talent and information you can share with others. Please seriously consider taking on one of these positions. Without our volunteers we would not have the guild we have.

Submitted by Guild President Linda Wells

email: president@capitolcityquiltguild.org.

Labels are now
available at the library
for your Heartwarmers
quilts.

***Fat Chance &
Tiny Treats Winners***

June

***Tiny Treats
Gayle Drayton (23)***

***Fat Chance
Kay Nickols (6)***

Ethelbird & Eliza Kids

Fabric Online Especially for Kids
Babies, Youngsters, Tweens & Teens

www.ethelbird.com

Teresa Borton

517-327-1937

Capitol City Quilt Guild Board
May 2007-April 2008

President	Linda Wells	president@capitolcityquiltguild.org
Vice-President	Coreen Strzalka	vicepresident@capitolcityquiltguild.org
Secretary	Jean Kaufmann	secretary@capitolcityquiltguild.org
Treasurer	Janet Munn	treasurer@capitolcityquiltguild.org
Past President	Lynn Richardson	
Program Chair	Judy Silsby	programchair@capitolcityquiltguild.org
Assistant	Nancy Ballard	
Membership Chair	Dorothy Jones	membershipchair@capitolcityquiltguild.org
Assistant	Carol Holm	
Librarian	Kristin Forester	librarian@capitolcityquiltguild.org
Assistants	Elaine Hewitt	
	Sue Kesti	
Newsletter Editor	Deb Martens	newsletter@capitolcityquiltguild.org
Assistants	Gail Drayton	
	Carol Holm	
	Foster Friday members	
Historian	Ruby Freed	
Webmaster	Alicia DeBello	webmaster@capitolcityquiltguild.org
Heartwarmers	Carolyn Solomon	
Fat Chance	Shawn Witherspoon	
Tiny Treats	Quilters Anonymous small group	

Capitol City Quilt Guild meets on the third Thursday of every month, 6:45 p.m. for social time and 7:15 p.m. meeting. As *the Needle Turns* is published bimonthly in the odd-numbered months. Deadlines for submissions are the 15th of all even-numbered months. Mail advertisements and articles to Editor, CCQG, PO Box 26022, Lansing, MI 48909 or by email to dmartens@voyager.net. If you wish to receive a printed newsletter and do not receive one, contact **Membership Chair Dorothy Jones**

Advertising rates: Business card—\$10.00; Quarter-page—\$15.00; Half-page—\$30 (20% discount for members). Want ads: \$10.00 for non-members and \$200 for members.

CCQG is a 501(c)(3) nonprofit organization.

OLE! NATIONAL QUILTING DAY

National Quilting Day provides a fun day for us to gather for sewing, learning, and fellowship. Without the extraordinary help of the day's volunteers, however, it could happen. On behalf of Rosemary Nester, Susan Lilly, Janet Keesler and Pat Johnston, NQD co-chairs, thanks to everyone who came and participated in the day.

One hundred CCQG members and their guests joined at the Holt Presbyterian Church on Saturday, March 17th for National Quilting Day 2007. The theme for the day was "Finished Object Fiesta" to celebrate and work on the various projects members wanted to display for our upcoming quilt show. As usual, our array of treats throughout the day was wide-ranging and members provided 3 carts of food and personal items in donations for the Holt Food bank.

The sessions were well attended and offered a focus on projects for all who wanted to learn more. Janet Keesler taught a "Quick Bag" project that worked up fast and easy with a variety of sizes possible. Country Stitches (Lynn) showed a "4-Sided Placemat" and, as our vendor, offered a shopping opportunity. Pat Johnston did a wonderful job with demonstrating how to make a pillowcase that could also double as a bag to store your

quilt. Ellen Mills presented how to construct a portable flannel board complete with carrying case. Various possibilities for border treatments were shown by Susan Lilly. Many thanks to all our presenters for a imaginative array of ideas.

The Blotto drawing had 48 participants and 4 lucky winners, each receiving 12 blocks. The variety of patterns and the creative ways quilters used the 8" fabric provided was in itself a show!

Special kudos to Jan Babcock for her help coordinating with and decorating the church. She also excelled at obtaining great door prizes. It is safe to say, NQD would not likely happen without Jan!


Also, our gratitude to other members of the Coordinating Committee: Pam Allen, Sue Ann Cole, Jean Kaufmann, Ellen Mills, and Janet Scott for their willingness to take a leadership role. Volunteers for the day's events included: Judith Green, Peg Stiffler, Kay Kujala, Eileen Gioia, Deb Lengkeek, and Arline Minsky.

Janet Keesler has volunteered to chair NQD 2008 and will need lots of help, so let her know how you want to become involved.

Submitted by Susan Lilly

A Note From the Editor

I am pleased to be your new newsletter editor. THANK YOU to Amy Brugam for doing a wonderful job as editor for 2006-2007.



I hope you will enjoy some of the new features I will be adding to the CCQG newsletter, including:

- **Web Extras:** Pages that can be found only on the edition posted on the Guild's web site, including color pictures of quilts that can be made from the new Tiny Treats patterns.
- **Library News:** Descriptions of new quilting books as they are added to our Guild library.

I could use your help! We are in need of a **Newsletter Advertising Coordinator**, someone who is willing to contact quilt shops and other advertisers and keep track of deadlines and payments for ads.

Regarding the printed copies and mailing issues: Please note that I am not involved in the mailing of the newsletter. Dorothy Jones, our membership chair, maintains the list of mailing labels and several volunteers do the folding, stamping, and mailing. If you don't receive your copy, please contact Dorothy.

New ! If you would like to receive your newsletter by email, please send an email message to Guild Secretary Jean Kaufmann at jeipkaufmann@hotmail.com. If you opt to receive your newsletter by email, please also let Dorothy Jones know, so that we avoid the cost of mailing your issue.

If you have news to share with the Guild, please send it to me for inclusion in the newsletter. I look forward to hearing from you!
Email me at: dmartens@voyager.net.

Deb Martens, Editor

CAPITAL CITY QUILT GUILD LIBRARY NEWS

Are you using our Library?? New books are being added frequently for your enjoyment. Here are books that will be added in July:

- ***Creating Your Perfect Quilt Space*** by Lois L. Hallock

Say good-bye to that jumble of tools, muddle of magazines, and forest of fabric! Systemize your cluttered space with an expert's ideas on planning a functional and beautiful home quilting studio, a place where creativity wins over chaos. Create the quilt studio of your dreams with dozens of ideas for making your time more enjoyable and efficient.

- ***Blended Quilt Backgrounds*** by Jean Biddick

Quilt block patterns are transformed by Jean Biddick's new background piecing method. Watch blocks float, blend, and reshape themselves as the newly formed backgrounds become an integral part of the quilt's design.

- ***French Braid Quilts*** by Jane Hardy Miller

Laced with a beautiful spectrum of colors, these eye-catching quilts feature one fresh technique with a variety of different looks. Create glowing effects by choosing a gradually shaded range of fabrics.

- ***Mystery Quilts*** by Rita Fishel

Keep the projects fun, friendly, and finishable! It's no mystery why the author's quilt designs are so popular. She has created a series of charming quilts, easily adapted to mystery-quilt events for groups such as teachers, guilds, retreats, cruises, recreation centers, and senior centers.

- ***Historical Penny Squares Embroidery Patterns*** by Willa Baranowski

For quilt historians, pattern collectors, and creative quilters, this book offers Penny Square quilts and embroidery patterns that tell stories or offer insight into the spirit of the quiltmaker.

- ***Jack and Jill Quilts*** by Retta Warehime

Choose from a mountain of adorable quilts suitable for babies, toddlers, and children through their early teens. Sixteen quilts spotlight bright, cheerful colors in pieced and appliquéd designs. Themes range from cowboys and cowgirls to flowers, candy, stars, bugs, and kites.

- ***Traditional Two Block Quilts*** by Sally Saulmon

By taking two or more traditional block patterns in the same quilt, the author takes us to a new level of design. Quilters will recognize many old 'friends' in these charming two-block quilts, such as Log Cabin, Sawtooth Star, Churn Dash, and Nine-Patch. There are also a few blocks that are a little unusual, and some three-block quilts were thrown into the mix just for fun.

- ***Mary Schaffer American Quilt Maker*** by Gwen Marston

While we take for granted the passion for quilting today, author Gwen Marston shows that it wasn't always so; indeed, one woman, Mary Schaffer, was largely responsible for the restoration of interest in one of our greatest folk arts – long before the American bicentennial turned quilting into what seemed like an overnight sensation.

- ***Stash Envy*** by Lisa Boyer

Funny woman Lisa Boyer is an expert quilter. And she's determined to enjoy making quilts. In fact, she will not – *absolutely* will not – let the risk of making a mistake, or a less than perfect quilt, keep her from relishing the task! A new book of quilting humor from the author of *That Dorky Homemade Look:: Quilting Lessons from a Parallel Universe*.

- ***Dimensional Quilts*** by Phyllis Dobbs

Take a traditional quilt block, and using this incredibly easy technique, create a dimensional quilt that really stands out in the crowd. Batting is used to increase the thickness of certain pieces and then author Phyllis Dobbs uses the special stitching instructions to secure the pieces for a dramatic dimensional effect.

- ***Color for the Terrified Quilter*** by Ionne McCauley and Sharon Pederson

This book was written for anyone who wants to know more about color. Find practical techniques and guidelines for making the perfect color choices for any quilt.



If you have an AQS \$3 book certificate you do not plan to use, please consider giving it to Kristen Forester to purchase library books. Thanks!

Custom Quilts & Sewing Center

1645 Haslett Rd Suite 12

Haslett

517-339-7581

Cool Day at the Beach!



Learn new techniques and design an awesome quilt!

Bring a dish to pass and your imagination.

Kay Nichols and her Curved Piecing

Plus other teachers

Saturday, July 21 10:00 – 4:00

Sidewalk Sale July 16 - 21

Fat Quarter Sale August 16 - 18

Sign up for our e-mail newsletter.

See our new workshops at WWW.quiltsgalore.com

Mystery Quilt – starts in September!

September is **Kids Quilts Month!**

Get ready for Christmas

with our dinosaurs and kitties and much more.

CCQC Members Win at Sauder Quilt Show



Four Capitol City Quilt Guild members won prizes at the 31st Annual Quilt Fair held at Sauder Village, May 1-6, in Archbold, Ohio. Cindy Mielock won a second place ribbon for her quilt

"Key Lime & Raspberry Pie" in the category for Wall Quilts-Pieced-Machine quilted. Lisa Wilson won a second place ribbon for her quilt "Original African Design" in the category for Wall Quilts-Open Class. Linda Kuhlman won a third place ribbon for her quilt "Blowin' in the Wind" in the category for Contemporary Art Quilts. Ruth Dukelow won an honorable mention for her quilt "Sauder Baskets" in the category for Challenge Quilts: Pieceful Curves.

For a list of all winners, see: http://www.saudervillage.com/Creativity/quiltfair_winners07.asp

Submitted by Ruth Dukelow



Are You Traveling "Up North" This Summer? What's your destination?



On the way up, your family may want to stop at Hartwick Pines, maybe rent canoes on the AuSable . . . But, quilters should look for: "The Michigan Quilt", a commemorative quilt on display at the Michigan Forest Visitors



Center, Hartwick Pines; and The Icehouse Quilt Shop, Grayling.



In northwest Michigan, many want to see Sleeping Bear Dunes, Leelenau, Lake Michigan beaches, and the Cherry Festival. But quilters like to visit: Quilt-n-Bee, Traverse City; Material Girl, Traverse City; Quilts by the Lake, Beulah; The Quilt Cottage, East Jordan; Renee's House of Quilting, Williamsburg; and Cousins Quilt Shop, Bellaire.



Going across the bridge? Sure, you'll want to stop at the Soo Locks, Whitefish Point, Tahquamenon Falls, the Pictured Rocks, Pigeon River State Forest, the Keweenaw Peninsula . . . But, quilters' "must stops" include: Gloria's Happy Hooker, Sault Ste. Marie; Village Fabrics & Crafts, Paradise; Alley Kat's Quilt Shop, Marquette; Country Garden Quilts & More, Michigamme; The Fabric Patch, Ironwood; and Portage Quilt House; Houghton.



Have a great trip, buy some fat quarters, and commemorate your vacation with a "travel quilt". Here's a book suggestion to get you started:



Quilt a Travel Souvenir by Kimberly Einmo. Pack your bags and get ready to take a quilt tour! The author shares her love for quilts and her sense of adventure and fun while providing many suggestions for creating a tangible quilted souvenir to enjoy long after the vacation is over and the suitcases are unpacked!




QUILT SHOW UPDATE

Financial Report: The CCQG's 2007 Going to Pieces Quilt Show was a great success in every way, including as a fundraiser for our guild. According to Treasurer Janet Munn, total revenues for the show were \$14,440.10; total expenses were \$7,441.72; and net profit was \$6,998.38. Congratulations to the quilt show committee on this tremendous outcome.

Additional THANK YOUs: A few people were left out of the list of committee chairs in the article in the last newsletter. A big THANK YOU to: Betty Tesner, Publicity; Claire Vlasin, Quilt Drop-off; and Coreen Strzalka, Volunteers.

Also: Please note that we **do not** have a Quilt Show chair in place for the 2007 show. Please see President Linda Wells' "Help Wanted" article on page 6.

Viewers Choice Award Winners—2007 Capitol City Quilt Guild Quilt Show



- | | |
|--------------|---|
| Bed Quilts: | 1st Place—Georgia Hayden, "Backyard Symphony" |
| | 2nd Place—Jean Kaufmann, "Wonderful Surprise" |
| | 3rd Place—Julia Munro, "Jesse's Wedding Quilt" |
| Lap Quilts: | 1st Place—Kari Smith Rudesale, "Watching Jake Skate" |
| | 2nd Place—Jean Kaufmann, "Orient Express" |
| | 3rd Place— (tie) Cindy Mielock, "Ode to Martha Stewart" |
| | and Barb Hollowick, "Basket of Flowers" |
| Wall Quilts: | 1st Place—Amy Brugam, "Green Pineapple" |
| | 2nd Place—Deborah Lengkeek, "Shade of a Tree" |
| | 3rd Place—Kari Smith Rudisale, "Life with 4 Teenagers" |

The Capitol City Quilt Guild thanks these generous companies, which donated door prizes for our 2007 Quilt Show:

American Quilters Society
www.AQSquilt.com

C & T Publishing, Inc.
www.ctpub.com

Clothilde LLC
www.DRGnetwork.com

FABRI-QUILT, INC.
www.fabri-quilt.com

Robert Kaufman Fabrics
www.robertkaufman.com

Nancy's Notions
www.nancysnotions.com

Edyta Sitar
Laundry Basket Quilts
www.laundrybasketquilts.com

Moda/United Notions
www.unitednotions.com

P & B Textiles
www.pbtex.com

Possibilities, Great American Quilt
Factory
8970 E. Hampden Ave.
Denver, CO 80231
www.greatamericanquilt.com

PRYM CONSUMER USA Inc.
www.dritz.com

Quilters Dream Batting
www.quiltersdreambatting.com

Timeless Treasures Fabrics, Inc.
www.ttfabrics.com

YLI Corporation
www.ylicorp.com

and

MANY GENEROUS MEMBERS of the
CAPITOL CITY QUILT GUILD!!!

submitted by Carol D. Holm

AREA QUILTING EVENTS

January 28, 2007-October 28, 2007
Redwork: A Textile Tradition in America
Michigan State University Museum

July 25-26, 2008
Evening Star Quilt Guild Show
First Baptist Church, Davison, MI

July 30, 2007
Virginia Anderson and April Yorks, lecture
Pieces and Patches Quilt Guild
Jackson, MI

August 3-4, 2007
Clare County Crazy Quilters
26th Annual Quilt Show
Harrison, MI
Information: 989-588-6845

August 27, 2007
Ami Simms, lecture and workshop
Pieces and Patches Quilt Guild
Jackson, MI

September 20-23, 2007
Michigan Quilt Network Showcase
Muskegon Harbor Holiday Inn

September 22-23, 2007
Log Cabin Quilters Show
Kingdom Indoor Center, 8151 Merchant
Place, Portage, MI

September 29, 2007
Berrypatchers of Rockford Quilt Bee
Quilt Show
Rockford United Methodist Church
159 Maple, Rockford, MI

October 12-13, 2007
Town Hall Quilt Guild's Fall Into Quilts Show
Congregational Church of Clarkston
5449 Clarkston Rd., Clarkston, MI
Contact: Sharon Littleton, sal608@aol.com

October 16, 2007
Cathy Miller, Singing Quilter
Log Cabin Quilters
Kalamazoo, MI
Contact: www.log-cabin-quilters.com

See the Vice President's Table for information
on these and other upcoming events. More
events are listed at [http://www.museum.msu.edu:80/glqc/online newsletter.html](http://www.museum.msu.edu:80/glqc/online%20newsletter.html).

Capitol City Quilt Guild
P.O. Box 26022
Lansing, MI 48909



We're on the Web!!!
[http://](http://capitolcityquiltguild.org)
capitolcityquiltguild.org

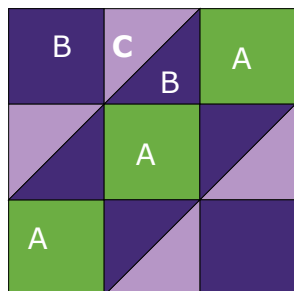
Next Newsletter Deadline: August 15

2007-2008 Tiny Treats

Brought to you by Quilters Anonymous . . . celebrating some unique and interesting holidays.
(We bet you've never heard of some of these!)

August 2007 – Wife Appreciation Day (Aug. 15)

Contrary Wife block – 6" finished block (6 ½" unfinished)



Green (A) – Cut 3 – 2 ½" squares

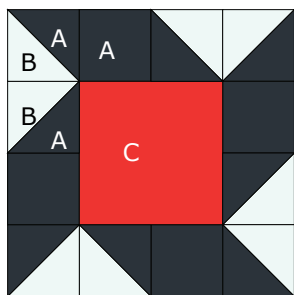
Dark purple (B) – Cut 2 – 2 ½" squares

Cut 2 – 2 7/8" squares, subcut these into 4 half square triangles

Lavender (C) – Cut 2 – 2 7/8" squares, subcut these into 4 half square triangles

To assemble: Complete the half square triangle units using the lavender and purple fabrics. Lay out the units and assemble as a nine-patch, as illustrated.

Tip: Check out the "web extras" at CCQG's web site for a setting idea. "Contrary Wife" blocks in a horizontal setting with no sashing create an interesting secondary design. You can also see the design in color.



September 2007 – Father's Day in New Zealand (Sept. 2)

Contrary Husband block – 6" finished block (6 ½" unfinished)

Black (A) – Cut 4 – 2 3/8" squares, subcut these into 8 half square triangles (HST)
Cut 4 – 2" squares

White (B) – Cut 4 – 2 3/8" squares, subcut these into 8 half square triangles (HST)

Red (C) – Cut 1 – 3 ½" square

To assemble: Construct 8 HST units using the black and white HST. Lay out the HST units, black squares, and red center square and assemble as illustrated.

Tip: Check out the "web extras" at CCQG's web site for a setting idea. "Contrary Husband" blocks in a horizontal setting with no sashing create an interesting secondary design. You can also see the design in color.

2008 Raffle Quilt Now Being Planned

The Friendship Stars small group has taken charge of the planning and assembly of our next raffle quilt. Since we will be able to sell tickets at the LAP quilt show held in the spring of 2008, it is time to get started on the quilt!

The group has picked a pattern and selected fabrics, and they will be cutting out block kits to be picked up by guild members who wish to make blocks. Kits will be available at the July guild meeting.

The quilt will be queen size and there will also be coordinating pillow shams. For information on how to participate, contact Daynell Rose.



Web sites to visit

www.americanquilter.com. The American Quilter's Society's web site.

www.MissingFabrics.com. This site is dedicated to helping quilters, sewers, and crafters world wide in finding the fabric, patterns, tools, books, etc. that they so desperately need to finish a project, or just gotta have.

www.QuiltersReview.com. Sharon Darling reviews quilting books, tools, and software.

www.ElectricQuilt.com. Quilting design software products.

www.Piecepatcher.ca. Find free quilt calendar "wallpaper" for your computer. A new calendar each month.

www.quilterscache.com. Many, many free block patterns.

It's almost time to draw the winning ticket for the 2007 Quilt Raffle!

Please turn in any unsold tickets (and ticket money) to Bev Wilkinson.


We will be selling raffle tickets at the Great Lakes Folk Festival, August 11-12.

The raffle winner will be drawn at the September guild meeting.

Web Extra—July-August 2007**Suggested setting for August Tiny Treats blocks
"Contrary Wife" quilt**

A horizontal setting shows the secondary design created by the blocks.

Quilt shown is lap size—60 1/2" square. The blocks are set 8x8, with an inner border of 1.25" and a 5" outer border.



Web Extra—July-August 2007**Suggested setting for September Tiny Treats blocks
“Contrary Husband” quilt**

A horizontal setting shows the secondary design created by the blocks.

Quilt shown is lap size—63” square. The blocks are set 8x8, with an inner border of 1.25” and a 6” outer border.

